



NAUTIQUE
SURFING • RIDING • SKIING

Garmin Compatibility & Connecting Instructions



Garmin 3.0 Module, P/N: 200169

- Compatible back to MY16 boats
 - If installing make sure you are running the latest LINC software for that MY
- The 3.0 module is direct plug and play of previous models
 - The module should be mounted as follows: antenna towards the transom and tip of antenna is pointing straight up

Antenna facing
transom, antenna
up





Compatible Watches



fēnix® 5 Plus



fēnix® 5S Plus



fēnix® 5X Plus




NAUTIQUE
SURFING • RIDING • SKIING

Downloading App




Navigate to the Garmin App Store, Connect IQ



Picture is of iPhone App, download from your app store




In the search box, search “Nautique Surf Select”





Searching in Connect IQ



This is typically how the Connect IQ store will look when you have searched “Nautique Surf Select”



Once the app is found you can Download



Nautique Surf Select

Nautique Surf Select >

⬇ 5 | ★ 0(0) | 📱 Device App

⬇ Download

Download

Info

Reviews



Description

Use this Garmin app to remotely control Surf Select 3.0-enabled Nautiques while you surf or wakeboard. Change your boat's speed, music volume, NCRS, and NSS settings, quickly use ballast shift or change the wave side and transfer on the fly!

Additional Information

Jul 19, 2019
Updated

1.0.0
Version



Connectivity

- Once the app is downloaded the connectivity is simple
- In the boat with the LINC powered up, simply open the Nautique Surf Select app and it will automatically connect.
- *If other people on your boat have a compatible Garmin watch with the app, make sure they do not have their app open otherwise yours might not connect*