





2014 NAUTIQUE BOAT CO.





CONTINUING TO BUILD ON A LEGACY

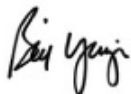
For eighty-nine years our company has been known for outstanding product, outstanding customer service and having a culture of caring. The past couple of years our team has built on that legacy:

- Nautique introduced "game-changing" product including the G-Series, the new Super Air Nautique 210 and 230 and of course the patent-pending Nautique Surf System.
- Nautique was recognized by our industry as Manufacturer of the Year, Boat of the Year, having the industry's Most Innovative Product and for outstanding customer service.
- Our team has demonstrated our commitment to making the world better by serving others both at home and around the world.

For those of you who are already part of the Nautique family, we appreciate your loyalty. For those of you who have not yet had the experience of owning a Nautique, we would love to have you join us! Learn more about us at nautique.com.

The best boats combined with the best service delivered by a committed team that cares about the world around us.

Enjoy the Nautique life!



Bill YeARGIN - President/CEO



"Blessed are the merciful, for they will be shown mercy." — Matthew 5:7







DEDICATED TO EXCEEDING YOUR EXPECTATIONS

The National Marine Manufacturer Association (NMMA) surveys our customers on their purchase and dealer experience. Every year Nautique has surpassed our customers' expectations and has earned the CSI Award for eight years in a row in the inboard watersports boat category. Customer service is and will always be a top priority at Nautique. Visit your local dealer to experience the Nautique difference today!



THE NAUTIQUE GUARANTEE

When you step into a Nautique, you immediately see and feel the difference from the innovative design to the ease of use whether you are behind the boat, driving or along for the ride. That's why at Nautique we offer a 5-Year Transferable Warranty* so you can have a worry-free boating experience throughout the ownership of your Nautique.

*Nautique warrants to the original user or purchaser, whichever comes first, that each new Nautique boat, as originally manufactured by Nautique, shall under normal authorized use be free of defect in material and workmanship for a period of five (5) years from the date of delivery. Additional policies: Upholstery five-year coverage (2-year parts & labor; 2-year part); Instrumentation including gauges five-year coverage (2-year parts & labor; 2-year part); Audio, NSS, LINC System and electronics systems have three-year coverage.



WATERSPORTS IS OUR PASSION

For 2014, the Nautique team has been working hard to continuously improve the product line to meet the demands and needs of watersports enthusiasts today. This year, Nautique introduces the all-new Super Air Nautique 210 and 230, Bluetooth connectivity, and the ability to customize your Nautique with new exterior and interior colors. Our mission is to build a premium product that is stylish, functional, and comfortable with a proven wake for you and your family's watersports passion.



1) Surf Pipe™ - The new Surf Pipe redirects the exhaust into the propeller stream for a quiet surf experience. The Surf Pipe is standard on all Super Air Nautique G-Series boats.

2) Polk® Stereo with Bluetooth® Connectivity - Enjoy music from your Bluetooth enabled device while out on the water and easily control the device from the Nautique LINC System.

3) CWS 550 - The new XS 550 engine by PCM is 6.2 liters of Super-charged performance. Available on the Coastal Edition Super Air Nautique G-Series.





4) Illusion Frost Graphic - The multiple textures of the Illusion Frost treatment takes this badging to a whole new level of eye catching dimension and brilliant elegance; available in bright or black chrome to best fit your personal style.

5) Interior Deck Color - Choose from one of four optional deck colors available in Graphite Grey, Onyx Black, Victory Red or Masters Blue allowing you to personalize your interior like never before. Available on the Sport and Super Air Nautique Series.

6) Primary Interior Color - For those who like to stand out in the crowd, customize your interior with your choice of Silver Cloud, Titanium Grey or Praline for the primary seating surfaces.

7) Flight Control Tower™ - This year's tower features a new durable textured finish while still offering a functional, stylish and robust design that can be effortlessly raised and lowered. Available on the Ski, Sport, Super Air Nautique 210, 230 and Coastal Edition boats.

8) New Colors - Choose from an array of new exterior colors including Graphite Grey, Voltaic Yellow, Reef Blue, Green Metal Flake or Purple Metal Flake. New complementing colors are available inside as well.








SKI NAUTIQUE

THE WORLD STANDARD

At Nautique, we don't just have a history of leadership; we have a longstanding reputation for incredible handling, spectacular styling, superior wakes and world-record performances. Just as our boats have evolved, so too has our company. We continue to lead the industry through our investments in products, technology, service and world-class athletes. The Ski Nautique Series was not engineered to adhere to expectations, we redefined them. Recognized, respected, coveted and proven - the Ski Nautique Series is the World Standard.









#SKI200 - THE CROWD STAND OUT

The Ski Nautique 200 - Open Bow exists in a class of its own. Designed for world records or a day on the lake with plenty of room for all of your family and friends. Step off the platform and your ski ride begins with exceptional wake crossings over the flattest, softest world record setting wakes in the industry. The fun follows you back inside the boat where up to 8 of your friends are enjoying a delightfully quiet, plush and roomy ride. Once you've experienced the Ski Nautique 200 - Open Bow, there's no going back.









SKI NAUTIQUE 200 - CB



A HERITAGE OF ENGINEERING EXCELLENCE

Since the early 1960's, there has been no doubt about the capabilities of the Ski Nautique. And, with each new model, our history of leadership is pushed even higher, faster and farther into the future. With our reputation for precision handling, laser straight tracking, unmistakable styling, and an unprecedented 13 world records set behind this revolutionary hull; seeing, driving and skiing the Ski Nautique 200 - CB is believing. In fact, in just one afternoon, this tournament ski boat will say it all without having to say a word.






SKI NAUTIQUE 200 - CB



SPORT NAUTIQUE

FOLLOW YOUR OWN PATH

Each and every individual is different, and this is what makes us all special and unique. Therefore, a day at the lake with family and friends should be exactly what you want it to be, without compromise. Our Sport Nautique combines characteristics from our world-class ski and wake boats to meet these needs. Designed for multi-sport excellence, the Sport Nautique is your innovation at work.










SPORT NAUTIQUE 200



A CELEBRATION OF MULTI-SPORT SUCCESS

The Sport Nautique 200 can be enjoyed on any occasion and anytime doing any discipline. At the heart of this V-drive lies the Ski Nautique 200's performance-proven hull, which allows for hardcore slalom ski action. But the experience of the day on the lake becomes even more rewarding with fun-filled wakeboarding, wakeskating and wakesurfing activities. Re-designed in 2014 with an all-new progressive exterior styling and enhanced arena seating configuration, the Sport Nautique 200 will leave you feeling everything but compromised.






SPORT NAUTIQUE 200



SUPER AIR NAUTIQUE

WE WILL NEVER STOP BRINGING YOU THE BEST

To be truly revolutionary, you cannot base your work on simply improving what's already there. You have to see beyond it, striving for an idealistic result that you feel and know can be attained while others stop at the possibilities of now. The Nautique G-Series remains at the forefront of progression leading to Nautique being recognized by the industry as the two-time Manufacturer of the Year, Most Innovative Product, Boat of the Year and Buzz Brand of the Year. At Nautique, it's in our culture to bring you the very best with no compromise, and we will never stop.










SUPER AIR NAUTIQUE G21



CREATED IN THE HEARTS OF THE CORE

From whispered rumors, to the shouted demands of the core, the Super Air Nautique G21 completes the first family of wake in a twenty-one foot package that stands alone in delivering monumental capabilities beyond the reach of any other towboat on the water. Bringing a new meaning to versatility, the G21 gives wakeboarders, wakeskaters, and wakesurfers the ability to tune their experience from a mellow ride to the unreal possibilities the G-Series has brought to the sport.





SUPER AIR NAUTIQUE G21









SUPER AIR NAUTIQUE G23



#G23 – UNDISPUTEDLY PROVEN

The dust has settled, the crowd has spoken, and we are now grasping the gravity of the monumental change in wake-sports we have seen with every set taken behind the Super Air Nautique G23. Every rider, at every level comes off the water with a smile and a new perspective on what being behind the boat can be. With the ability to customize the wakeboard wake and surf wave, from first pull to pro, the Super Air Nautique G23 is tailored just for you.





SUPER AIR NAUTIQUE G23







SUPER AIR NAUTIQUE G25



BECAUSE PASSION LOVES COMPANY



Passion is contagious. For the crew that cannot be contained, the Super Air Nautique G25 delivers uncompromised G-Series performance in a twenty-five foot boat that commands large waterways. Dropping the throttle during every set inspires an electricity on the boat that's indescribable as everyone waits in unbearable anticipation to ride the perfect wave and the perfect wake.





SUPER AIR NAUTIQUE G25







SUPER AIR NAUTIQUE 210



REIGNITE THE FOLLOWING OF A LEGEND

The Super Air Nautique 210 is all-new for 2014 with an innovative design that will pull you in and reignite the following that started it all. The new 210 is sure to please the Nautique traditionalist while inspiring excitement at the discovery of new transformations in every part of the boat. This new aggressive look and feel extends below the waterline with a hull specifically designed to work in concert with the Nautique Surf System™ and the addition of our pro ballast package that gives you even more behind the boat than ever before.





SUPER AIR NAUTIQUE 210







SUPER AIR NAUTIQUE 230



45

BECAUSE YOU DEMAND PERFORMANCE

For the hardcore crowd that demands performance day in and day out no matter what board they choose to ride, the all-new Super Air Nautique 230 delivers in style. The feeling you will get from inside this boat extends to the experience you will have behind it. Go hard all day long with next generation technology and design, pumping out a wake that will drive you to charge up your wakeboarding, wakeskating, and wakesurfing with more ballast than ever before and the addition of the Nautique Surf System™ (NSS).






SUPER AIR NAUTIQUE 230



COASTAL EDITION

PARADISE FOUND

Navigate your way to the perfect day in paradise with the Nautique Coastal Package. This package offers you features and saltwater protection to take your Nautique on a getaway with no limitations, making new friends and memories that will last a lifetime.



SALTWATER PROTECTION GUARANTEED



This Saltwater resistant package features a stainless steel steering tube with lubrication fitting, zinc sacrificial anodes, stainless steel gas shocks, anodized aluminum structural components and the all-new durable, textured Flight Control Tower™ finish. Find your way with the Nautique LINC system's GPS mapping and chart plotting capabilities as well as multiple displays for incredibly user-friendly navigation.

All Coastal Edition Nautique boats feature a fully freshwater cooled CWS Engine equipped with Crusader's exclusive HO exhaust system. A distributorless ignition with platinum tip spark plugs stretches maintenance intervals, along with stainless steel components on the legendary PCM mounting system. The components are designed with CWS SURE COAT to successfully withstand the rigors of saltwater use. New for 2014, the XS 550 is now available in a CWS package giving Coastal Package customers the option of our most powerful engine package.



SURF'S UP

THE SEARCH FOR THE PERFECT WAVE ENDS HERE

Wakesurfing is experiencing a wave of success that has been steadily on the rise since the release of the patent-pending Nautique Surf System™ with more people than ever getting behind the boat to feel the liberating sensation of an effortless push and letting it all go. Giving surfers new capabilities with the creation of a fully customizable wave, surfing behind the boat has an entirely new meaning, creating a connection to the sport that is now truly shared from coast to coast.



The Nautique Surf System™ (NSS) allows you to transform your boat into a wave-making machine in seconds with the touch of a button through the Nautique LINC System. From world-class wakeboarding and wakeskating, to wakesurfing on either side of the boat in seconds, you're only delayed by the decision of which board to ride during each set.

NSS provides the driver with ultimate control of the surf wave directly from the LINC display. When deployed, the WAVEPLATE™ extends outward and down effectively reshaping the running surface to create a clean surf wave like no other boat. Not only does NSS give the driver the ability to instantly form the surf wave on either side of the boat, it also allows for wave customization with variable WAVEPLATE settings that adjust the shape to the rider's preference.

The performance and fine tuning capabilities of the Nautique Surf System have put our Super Air Nautique Series boats on a world-class platform of their own resulting in the Super Air Nautique G23 becoming the official towboat of the USA National Wakesurfing Championships.



G21, G23 & G25 NSS™ WAVEPLATE™
Port Side WAVEPLATE shown



210 NSS™ WAVEPLATE™
Port Side WAVEPLATE shown



230 NSS™ WAVEPLATE™
Port Side WAVEPLATE shown





PCM ENGINES

DRIVEN TO PERFORM DAY IN AND DAY OUT

When you manufacture the world's best towboat, you expect top-notch quality through and through and that is why Nautique has been a partner with PCM Engines for well over three decades. PCM is more than a partner they are part of the Nautique family with the same goal in mind: making sure your Nautique is driven to perform day in and day out.



PCM and Nautique present a new engine featuring all the power you need with the Supercharged XR 550 engine. The 2014 PCM engine line-up is enhanced by aggressive new looks with stylish badging and cowlings accented by LED lighting. PCM's known for performance, durability, and reliability for the ultimate experience on the water.



PCM XS 550 - The XS 550 Supercharged engine is the ultimate engine for the watersports enthusiast who wants extreme performance with aesthetic appeal.

MORE POWERFUL CHOICES THAN EVER BEFORE.

1) PCM EX 343 - This engine has proven to perform consistently with outstanding performance, reliability and durability.

2) PCM ZR 409 - The ZR 409 provides incredible power while remaining fuel efficient and super quiet for an incredibly smooth ride.

3) PCM ZR 450 - Exclusive to PCM, up your game with more horsepower and a step towards powertrain perfection providing a great pull every time.

4) PCM XR 550 - New for 2014, this Supercharged engine offers more muscle to power through the perfect day on the water.

5) CWS 343 - The CWS 343 sets the standard for any harsh coastal environment.

6) CWS 409 - The CWS 409 takes saltwater watersports to a new level of performance.

7) CWS 450 - The CWS 450 offers more power for the perfect day no matter what coastline you are on.

8) CWS 550 - New for 2014, the XS 550 is now available in a CWS package giving Coastal Package customers the option of our most powerful engine package.



1)



2)



3)



4)



5)



6)



7)




8)



NAUTIQUE LINC

AT THE TOUCH OF A BUTTON

Every inch of the Nautique Digital Helm system was designed with function on the water in mind. Ensuring your complete control of every feature proving to be the most intuitive, detailed and flexible system on the market. Go wireless thanks to the new addition of the Polk stereo with Bluetooth connectivity. It works in conjunction with the LINC system offering you the ability to control the music at the helm. The driver at the helm has the power to switch which device is enabled allowing multiple sources to be connected at once. Music has never been so easy.





Easily engage NCRS™, customize settings on the fly or save them to a personalized profile.



The integrated Zero Off™ for 3-event skiing is intuitive and user friendly with a detailed colored display.



Find your way with the GPS mapping and chart plotting capabilities for user-friendly navigation.




CHOOSE FROM AN ARRAY OF COLORS

GEL COAT COLORS



SILVER CLOUD



GRAPHITE GREY



ONYX BLACK




VICTORY RED



CRUSH
ORANGE



VOLTAIC
YELLOW



SUBLIME GREEN




REEF BLUE



MASTERS BLUE



MIDNIGHT BLUE



GUN METAL FLAKE



JET BLACK
METAL FLAKE



RED METAL FLAKE



GREEN METAL
FLAKE



BLUE METAL
FLAKE



PURPLE METAL
FLAKE



FURY RED

INTERIOR COLORS

PRIMARY INTERIOR COLORS



SEAT BOXING



FEATURED TEXTURED COLORS



MAIN STRIPE & ACCENT PIPING COLORS



JUST THE WAY YOU LIKE IT

SKI 200 - OB BOAT SPECIFICATIONS



LENGTH OVERALL
20' / 6.10 m



BEAM
95" / 2.41 m



FUEL CAPACITY
27 gal. / 102.2 l



LENGTH W/ PLATFORM
21' 10" / 6.65 m



DRAFT
22" / .56 m



MAX. CAPACITY
9 people or 1,450 lbs / 658 kg



LIFTING RING SPACING
18' 10" / 5.73 m



APPROX. DRY WEIGHT*
2,850 lbs / 1,293 kg



HP RANGE
343 to 450



GEAR REDUCTION RATIO
1.23:1

*Dry weight represents a boat equipped without all factory installed options, minus fuel.

SKI 200 - CB BOAT SPECIFICATIONS



LENGTH OVERALL
20' / 6.10 m



BEAM
95" / 2.41 m



FUEL CAPACITY
27 gal. / 102.2 l



LENGTH W/ PLATFORM
21' 10" / 6.65 m



DRAFT
22" / .56 m



MAX. CAPACITY
7 people or 1,450 lbs / 658 kg



LIFTING RING SPACING
18' 10" / 5.73 m



APPROX. DRY WEIGHT*
2,850 lbs / 1,293 kg



HP RANGE
343 to 450



GEAR REDUCTION RATIO
1.23:1

*Dry weight represents a boat equipped without all factory-installed options, minus fuel.



SPORT 200 BOAT SPECIFICATIONS





LENGTH OVERALL
20' / 6.10 m


BEAM
95" / 2.41 m


FUEL CAPACITY
28 gal. / 106 l



LENGTH W/ PLATFORM
21' 10" / 6.65 m


DRAFT
23.5" / .60 m


MAX. CAPACITY
10 people or 1,600 lbs / 726 kg


HP RANGE
343 to 409


LIFTING RING SPACING
18' 9" / 5.72 m


APPROX. DRY WEIGHT*
3,250 lbs / 1,474 kg


MAX. FACTORY BALLAST
736 lbs / 334 kg


GEAR REDUCTION RATIO
1.48:1

*Dry weight represents a boat equipped with all factory installed options, minus fuel.

G21 BOAT SPECIFICATIONS



LENGTH OVERALL
21' 6" / 6.55 m



BEAM
102" / 2.59 m



FUEL CAPACITY
46.5 gal. / 176 l



LENGTH W/ PLATFORM
23' 9" / 7.24 m



DRAFT
25" / .64 m



MAX. CAPACITY
14 people or 2,200 lbs / 998 kg



HP RANGE
343 to 550



LIFTING RING SPACING
20' 1.75" / 6.14 m



APPROX. DRY WEIGHT*
5,200 lbs / 2,359 kg



MAX. FACTORY BALLAST
2,850 lbs / 1,293 kg



GEAR REDUCTION RATIO
2.0:1 (343, 409 & 450HP) 1.48:1 (550HP)

*Dry weight represents a boat equipped with all factory installed options, minus fuel.



G23 BOAT SPECIFICATIONS



LENGTH OVERALL
23' / 7.01 m



BEAM
102" / 2.59 m



FUEL CAPACITY
65 gal. / 246.1 l



LENGTH W/ PLATFORM
25' 3" / 7.70 m



DRAFT
25" / .64 m



MAX. CAPACITY
16 people or 2,500 lbs / 1,134 kg



HP RANGE
409 to 550



LIFTING RING SPACING
21' 6.25" / 6.56 m



APPROX. DRY WEIGHT*
5,400 lbs / 2,449 kg



MAX. FACTORY BALLAST
2,850 lbs / 1,293 kg



GEAR REDUCTION RATIO
2.0:1 (409 & 450HP) 1.48:1 (550HP)

*Dry weight represents a boat equipped with all factory installed options, minus fuel.

G25 BOAT SPECIFICATIONS



LENGTH OVERALL
25' / 7.62 m



BEAM
102" / 2.59 m



FUEL CAPACITY
83 gal. / 314.2 l



LENGTH W/ PLATFORM
27' 3" / 8.31 m



DRAFT
25" / .64 m



MAX. CAPACITY
19 people or 2,800 lbs / 1,270 kg



HP RANGE
409 to 550



LIFTING RING SPACING
23' 6.25" / 7.17 m



APPROX. DRY WEIGHT*
5,900 lbs / 2,676 kg



MAX. FACTORY BALLAST
2,850 lbs / 1,293 kg



GEAR REDUCTION RATIO
2.0:1 (409 & 450HP) 1.48:1 (550HP)

*Dry weight represents a boat equipped with all factory installed options, minus fuel.



210 BOAT SPECIFICATIONS



LENGTH OVERALL
21' 0" / 6.40 m



BEAM
98" / 2.49 m



FUEL CAPACITY
37 gal. / 140.1 l



LENGTH W/ PLATFORM
23' 3.5" / 7.10 m



DRAFT
28" / .71 m



MAX. CAPACITY
12 people or 1,850 lbs / 839 kg



HP RANGE
343 to 450



LIFTING RING SPACING
19' 5" / 5.92 m



APPROX. DRY WEIGHT*
4,200 lbs / 1,905 kg



MAX. FACTORY BALLAST
1,750 lbs / 794 kg



GEAR REDUCTION RATIO
1.48:1

*Dry weight represents a boat equipped with all factory installed options, minus fuel.

230 BOAT SPECIFICATIONS



LENGTH OVERALL
23' 1.5" / 7.05 m



BEAM
100.5" / 2.55 m



FUEL CAPACITY
47 gal. / 177.9 l



LENGTH W/ PLATFORM
25' 4.5" / 7.73 m



DRAFT
29" / .74 m



MAX. CAPACITY
15 people or 2,300 lbs / 1,043 kg



HP RANGE
343 to 450



LIFTING RING SPACING
21' 5" / 6.53 m



APPROX. DRY WEIGHT*
4,650 lbs / 2,109 kg



MAX. FACTORY BALLAST
2,100 lbs / 953 kg



GEAR REDUCTION RATIO
1.48:1

*Dry weight represents a boat equipped with all factory installed options, minus fuel.





DISCOVER YOUR NEXT BOAT, ONLY AT: **NAUTIQUE.COM**



BE RESPONSIBLE. WSIA WATERSPORTS RESPONSIBILITY CODE

Be aware that there are risks in boating and watersports that good judgment & personal awareness can help reduce. TO INCREASE YOUR ENJOYMENT OF WATERSPORTS, FOLLOW THE TEN ELEMENTS OF THE CODE.

- ALWAYS familiarize yourself with applicable laws, waterways & inherent risks
- ALWAYS have a capable observer in addition to driver & agree on hand signals
- ALWAYS wear a USCG type II, ISO or other agency approved PFD life jacket
- ALWAYS read user's manual & inspect equipment before use
- ALWAYS ski or ride under control, at proper speeds & within your limits
- ALWAYS turn ignition off when anyone is near watercraft power drive unit
- ALWAYS stay clear of engine outboard to avoid Carbon Monoxide poisoning
- NEVER "Platform Drag" or touch swim platform while the engine is running
- NEVER ski or ride near swimmers, shallow water, other boats, or obstacles
- NEVER operate watercraft, ski or ride under the influence of alcohol or drugs

FOR MORE INFORMATION LOG ON TO: WWW.WSIA.NET // PLEASE REMEMBER TO NEVER OPERATE A BOAT OR ANY OTHER VEHICLE WHILE IMPAIRED.





14700 Aerospace Parkway
Orlando, FL 32832 USA
1-800-346-2092

www.nautique.com

©2014 Nautique Boat Company, Inc.