



BUILDING ON OUR EXCEPTIONAL HERITAGE.

For more than eight decades Nautique has been known for not only building the highest quality boats you can buy, but also for delivering unprecedented customer service. Every day, I hear positive and exciting stories about Nautique from owners around the world. Each and every one is a testament to the rare and privileged bond between our company and our customers.

At Nautique, despite our past success and the extreme loyalty of our customers, we are never satisfied. Below are a few highlights of the best getting better:

- *Last year we introduced the Ski Nautique 200 which has dominated the ski world pulling many skiers to new records and personal bests, including the new Mens Slalom World Record!*
- *The brand new Sport Nautique 200 – a legend at its introduction. The new Sport 200 is unlike anything our industry has seen and performs incredibly well for all of your family watersports needs.*
- *Wakeboard boats that produce the industry's best wake and pull the industry's key tournaments.*

Given our rich heritage this is a big statement, but – the 2011 Nautiques are the best ever! We hope you enjoy this 2011 Product Line brochure with DVD and will consider joining our Nautique family. For more information please visit nautique.com or your nearest Nautique dealer.

Enjoy the Nautique life!



Bill Yeagin – President/CEO

"Love is patient and kind." – I Corinthians 13:4 (NLT)



PEACE OF MIND COMES STANDARD.

Second to owning the best towboat is knowing that boat is covered by the best warranty. Every Nautique features a 5-Year Transferable Warranty.* At Nautique, we stand behind the quality of our boats like no other manufacturer can. Because, year after year, our goal is nothing short of your complete satisfaction.



THE INDUSTRY'S HIGHEST PRAISE.

FOR A FIFTH CONSECUTIVE YEAR, NAUTIQUE WON THE NMMA CSI AWARD WHICH RECOGNIZES EXCELLENCE IN CUSTOMER SATISFACTION IN THE INBOARD WATERSPORTS BOAT CATEGORY.

When the Marine Industry CSI Awards program surveyed tens of thousands of boat buyers about satisfaction with the boats and engines they purchased in 2010 model year, Nautique clearly stood out for the fifth year in a row. Nautique boats are the most highly praised watersports boats because our goal is and always will be nothing short of 100% customer satisfaction.

No other ski or wakeboard boat performs like a Nautique. No other boat delivers such an impeccable ride, with unsurpassed tracking and handling. No other boat can match the wake of a Nautique. Year after year, Nautique leads the way.



marine industry
csi
award
2006
Excellence in Customer Satisfaction



marine industry
csi
award
2007
Excellence in Customer Satisfaction



marine industry
csi
award
2008
Excellence in Customer Satisfaction



marine industry
csi
award
2009
Excellence in Customer Satisfaction



marine industry
csi
award
2010
Excellence in Customer Satisfaction

* Nautique warrants its boats under normal recreational use, not misuse or abuse. Visit your local Nautique dealer for a copy of the warranty in its entirety. Also, see dealer for separate Coastal Edition package warranty.



OUR INNOVATIONS TOWER ABOVE THE COMPETITION.

OUR CUSTOMERS EXPECT THE LATEST IN TECHNOLOGY AND DESIGN AND WE NEVER LET THEM DOWN. FOR 2011, OUR LIST OF NEW FEATURES INCLUDE NAUTIQUE DIGITAL CRUISE, TOWER SPEAKERS WITH HORN DRIVERS, BATTERY MAINTENANCE SYSTEM, UPGRADED LOGO CARPET AND MANY MORE NEW AND IMPROVED OPTIONS.

1) SPORT NAUTIQUE® 200

Our newest boat was developed from the water up and was created for families who want the hull of our hardcore Ski Nautique® 200 with a v-drive engine configuration, walk-thru deck design and all the right features to wakeboard like the pros.

2) PREMIUM DRI-TECH INTERIOR SYSTEM

Newly designed seats feature mesh vents, drain channels and the ultimate in mildew-resistant construction to maximize air flow and expel moisture. New GORE™ TENARA™ Sewing Thread is impervious to mold, mildew and deterioration from UV radiation.

3) FLIGHT CONTROL TOWER® (FCT)

This all-new tower has two settings – one to lower the tower and drive the boat under a bridge without obstructing your view, and an even lower setting that clears a standard garage door. The FCT also features a spring-assisted folding system, integrated interior accent lighting and pre-wired for tower speakers and accessories.

4) GEL COAT COLORS

New and vibrant gel coat colors available on any Nautique model include Masters Blue, Sublime Green and Victory Red.

5) SUPER AIR NAUTIQUE GRAPHICS

Featured on the Super Air Nautique® Series, the new Griffin hullside graphic with Chromax lettering is designed to reflect light from all angles, creating a 3-dimensional look that will grab everyone's attention on or off the water.







REACHING YOUR TRUE **POTENTIAL STARTS HERE.**


There are wakes... and there are Nautique wakes. The Super Air Nautique series produces a wake unlike any other boat on the water for wakeboarding, wakesurfing, and wakeskating. Reach new heights only attainable behind a Super Air Nautique and discover your true potential on every set.

SUPER AIR NAUTIQUE 210 – BYERLY ICON EDITION // SUPER AIR NAUTIQUE 210 // SUPER AIR NAUTIQUE 230



BYERLY ICON EDITION
SUPER AIR
NAUTIQUE 210





TEAM NAUTIQUE RIDERS
Scott Byerly and Brandon Thomas.

THE BYERLY ICON EDITION 210, **A LEGACY ALL ITS OWN.**

Heads turn. Crowds gather. Cameras click away. It happens every time the Super Air Nautique 210 - Byerly Icon Edition pulls up. The distinctive Byerly logo is branded on the gauges and cut into the teak boarding platform. It's printed on the carpet, embroidered on the upholstery, and even the board racks have a machined Byerly nameplate. This is Scott Byerly's signature boat, and only Nautique could build it.





LENGTH OVERALL: 21' 0" / 6.40 m

LENGTH WITH PLATFORM: 23' 3.5" / 7.10 m

LIFTING RINGS SPACING: 19' 7" / 5.97 m

BEAM: 98" / 2.49 m

DRAFT: 28" / .71 m

APPROX. DRY WEIGHT*: 3,800 lbs / 1,725 kg

FUEL CAPACITY: 40 gal. / 151.4 l

MAX. CAPACITY: 12 people or 1,850 lbs / 839 kg

HP RANGE: 343 to 409

GEAR REDUCTION RATIO: 1.48:1

FACTORY BALLAST CAPACITY: 906 lbs. / 411 kg

*Boat equipped with all factory installed options, minus fuel and batteries.



SUPER AIR
NAUTIQUE 210





TEAM NAUTIQUE RIDERS

Scott Byerly, Brandon Thomas and Jeff McKee.



THE BOAT THAT STARTED IT ALL, **AND STILL LEADS THE WAY.**

At the core of its legendary features is the overpowering reason to own a Super Air Nautique 210 — the wake. It's rampy with a long transition and clean lip, delivering smooth takeoffs and a wide landing zone. Enjoy standard features such as the all-new Flight Control Tower, Nautique Digital Cruise and an integrated ballast system that holds over 900 lbs. of ballast.





LENGTH OVERALL: 21' 0" / 6.40 m

LENGTH WITH PLATFORM: 23' 3.5" / 7.10 m

LIFTING RINGS SPACING: 19' 7" / 5.97 m

BEAM: 98" / 2.49 m

DRAFT: 28" / .71 m

APPROX. DRY WEIGHT*: 3,800 lbs / 1,725 kg

FUEL CAPACITY: 40 gal. / 151.4 l

MAX. CAPACITY: 12 people or 1,850 lbs / 839 kg

HP RANGE: 343 to 409

GEAR REDUCTION RATIO: 1.48:1

FACTORY BALLAST CAPACITY: 906 lbs. / 411 kg

*Boat equipped with all factory installed options, minus fuel and batteries.



SUPER AIR
NAUTIQUE 230





TEAM NAUTIQUE RIDERS

Danny Harf, Shaun Murray, Jimmy LaRiche, Shawn Watson and Bob Soven.

PERFECT FOR THOSE WHO WANT **TO START SOMETHING BIG.**

The 230 elevated the industry by producing a well-defined wake with a solid lip and pro-level pop. It's the official towboat of the Canadian and U.S. Wakeboard Nationals, the Masters, and Wake Games. The 230 is loaded with hardcore wakeboarding and surfing features, including the all-new Flight Control Tower and removable swivel wakeboard racks. Everything about the 230 is designed to put you and your friends at the top of your game.





LENGTH OVERALL: 23' 1.5" / 7.05 m

LENGTH WITH PLATFORM: 25' 4.5" / 7.73 m

LIFTING RINGS SPACING: 22' .25" / 6.71 m

BEAM: 100.5" / 2.55 m

DRAFT: 29" / .74 m

APPROX. DRY WEIGHT*: 4,300 lbs / 1,952 kg

FUEL CAPACITY: 51 gal. / 193.1 l

MAX. CAPACITY: 16 people or 2,300 lbs / 1,043 kg

HP RANGE: 343 to 409

GEAR REDUCTION RATIO: 1.48:1

FACTORY BALLAST CAPACITY: 1,075 lbs. / 488 kg

*Boat equipped with all factory installed options, minus fuel and batteries.



WE RAISED THE BAR, **SO YOU CAN SHORTEN THE ROPE.**

This year, we proudly celebrate the 50th Anniversary of the Ski Nautique. The 2011 Ski Nautique series is the culmination of five decades of innovation. It produces the flattest, softest, most passable wakes in ski boat history. Since its introduction in 2010, the 200 has pulled many personal bests, tournament records and a new World Slalom Record! Proving once again that... if it's not a Nautique, you better pass.

SKI NAUTIQUE 200 – OB // SKI NAUTIQUE 200 – CB





SKI NAUTIQUE
OPEN BOW 200





TEAM NAUTIQUE SKIERS

Chris Parrish, Scot Ellis and Whitney McClintock.

AN OPEN BOW REVOLUTION IN TOURNAMENT SKI BOATS.

The Ski Nautique 200 - OB rides on our exclusive Optimal Surface Control hull technology creating superior tracking and world class wakes. Extra seating accommodates up to 9 people. Additional storage lets you tuck everything away, keeping the floor clean and the ride comfortable. The wake is the softest in ski boat history and the lack of spray will amaze you. The world's elite tournament champions ski behind it and so should your family.





LENGTH OVERALL: 20' 0" / 6.10 m

LENGTH WITH PLATFORM: 21' 10" / 6.65 m

LIFTING RINGS SPACING: 18' 10" / 5.73 m

BEAM: 95" / 2.41 m

DRAFT: 22" / .56 m

APPROX. DRY WEIGHT*: 2,800 lbs / 1,270 kg


FUEL CAPACITY: 29 gal. / 109.8 l

MAX. CAPACITY: 9 people or 1,450 lbs / 658 kg

HP RANGE: 343 to 409


GEAR REDUCTION RATIO: 1.23:1

**Boat equipped without factory installed options, minus fuel and batteries.*



SKI NAUTIQUE
CLOSED BOW 200





TEAM NAUTIQUE SKIERS

Andy Mapple, Clementine Lucine and Brooks Wilson.



CELEBRATING 50 YEARS AS **THE ULTIMATE 3-EVENT SKI BOAT.**

The Ski Nautique 200 – CB is the quintessential, dedicated three-event ski boat with the softest wake for slalom skiing at all speeds, a defined trick table and a powerful jump pull. The driver will appreciate the 200's incredible visibility. Everyone will appreciate its exceptional performance and handling. We built this boat with the water skiing purist in mind.





LENGTH OVERALL: 20' 0" / 6.10 m

LENGTH WITH PLATFORM: 21' 10" / 6.65 m

LIFTING RINGS SPACING: 18' 10" / 5.73 m

BEAM: 95" / 2.41 m

DRAFT: 22" / .56 m

APPROX. DRY WEIGHT*: 2,800 lbs / 1,270 kg

FUEL CAPACITY: 29 gal. / 109.8 l

MAX. CAPACITY: 7 people or 1,450 lbs / 658 kg

HP RANGE: 343 to 409

GEAR REDUCTION RATIO: 1.23:1

*Boat equipped without factory installed options, minus fuel and batteries.





SOME FAMILIES CHASE DREAMS. **OTHERS LIVE THEM.**

Having dreams is what makes us human. Having our dreams come true with a boat that can customize the wake for skiing, wakeboarding, wakeskating, wakesurfing, tubing and cruising is what makes us Nautique owners. The new Sport Nautique series combines the handling and performance lineage of tournament-level Ski Nautique and Super Air Nautique models, while meeting the needs of serious watersports families with extra space, comfort and storage. You can stop dreaming now. It's all here.

SPORT NAUTIQUE 200 // SPORT NAUTIQUE 216 // SPORT NAUTIQUE 226



SPORT
NAUTIQUE 200







INTRODUCING TWENTY FEET OF MULTI-SPORT FAMILY FUN.

The all-new Sport Nautique 200. Think of it as a hardcore ski boat for the family that also transforms into a clean, fun wake for wakeboarders, wakesurfers and wakeskaters. The 200 is configured with a v-drive engine and wrap-around seating to maximize space and comfort for up to 10 people. The Sport Nautique 200 – hardcore skiing, wakeboarding and more for families who insist on the best boat and trust Nautique to build it.





LENGTH OVERALL: 20' 0" / 6.10 m

LENGTH WITH PLATFORM: 21' 10" / 6.65 m

LIFTING RINGS SPACING: 18' 9" / 5.72 m

BEAM: 95" / 2.41 m

DRAFT: 23.5" / .60 m

APPROX. DRY WEIGHT*: 3,200 lbs / 1,451 kg

FUEL CAPACITY: 30 gal. / 113.6 l

MAX. CAPACITY: 10 people or 1,600 lbs / 726 kg

HP RANGE: 343 to 409

GEAR REDUCTION RATIO: 1.48:1

FACTORY BALLAST CAPACITY: 736 lbs. / 334 kg

*Boat equipped with all factory installed options, minus fuel and batteries.



SPORT
NAUTIQUE 216







ONLY NAUTIQUE COULD BUILD **A BOAT THIS FAMILY-FRIENDLY.**

The Sport Nautique 216 is ideal for novice to intermediate wakeboarders, creating a well-shaped wake and a clean lip to boost riders. The list of family-friendly standard features seems never-ending. The walk-thru design keeps everything within easy reach, with plenty of cooler and storage space. The new FCT tower makes storing the 216 quick and easy. Only Nautique could build a boat this versatile, this inspiring, and with a wake this easy-riding.





LENGTH OVERALL: 20' 11" / 6.38 m

LENGTH WITH PLATFORM: 23' 1.5" / 7.04 m

LIFTING RINGS SPACING: 19' 3" / 5.87 m

BEAM: 95" / 2.41 m

DRAFT: 29" / .74 m

APPROX. DRY WEIGHT*: 3,900 lbs / 1,769 kg

FUEL CAPACITY: 46 gal. / 174.1 l

MAX. CAPACITY: 12 people or 1,800 lbs / 816 kg

HP RANGE: 343 to 409

GEAR REDUCTION RATIO: 1.48:1

FACTORY BALLAST CAPACITY: 770 lbs. / 349 kg

**Boat equipped with all factory installed options, minus fuel and batteries.*









EXPERIENCE WORLD-CLASS LUXURY **THAT ONLY NAUTIQUE CAN DELIVER.**

The Sport Nautique 226 is elegance on the water with its upscale features and amenities, spacious interior and dynamic styling. The 226 produces a large wake with a long transition that's perfect for recreational wakeboarders, wakeskaters and wakesurfers. Choose from equipment like the FCT tower, swivel board racks and much more. When you step into the 226, you experience a level of luxury only Nautique can deliver.





LENGTH OVERALL: 22' 7" / 6.88 m

LENGTH WITH PLATFORM: 24' 10" / 7.57 m

LIFTING RINGS SPACING: 20' 10" / 6.35 m

BEAM: 98" / 2.49 m

DRAFT: 31" / .79 m

APPROX. DRY WEIGHT*: 4,450 lbs / 2,018 kg

FUEL CAPACITY: 56 gal. / 212 l

MAX. CAPACITY: 15 people or 2,150 lbs / 975 kg

HP RANGE: 343 to 409

GEAR REDUCTION RATIO: 1.48:1

FACTORY BALLAST CAPACITY: 1,020 lbs. / 463 kg

**Boat equipped with all factory installed options, minus fuel and batteries.*



ENJOY YOUR NAUTIQUE, **WITH SALTWATER PROTECTION AT ITS BEST.**

For those who live the salt water life, our Coastal Edition series offers Nautique fans a whole new world of possibilities from wakeboarding and wakesurfing to cruising along the coast. The Coastal Edition package is available on the Super Air Nautique 210 and 230, and the Sport Nautique 216 and 226.







INNOVATION. THAT'S OUR PHILOSOPHY. THAT'S YOUR EDGE.

The Nautique LINC™ System is the most forward-thinking and innovative digital helm display in watersports. It combines the functions of many analog gauges into a single, integrated platform. You can easily move between screens showing performance and engine information, ballast levels, GPS tracking capability, stereo controls and video display. New for 2011, Nautique exclusive Zero Off "River Mode" allows an adjustable offset to compensate for river current.



1) ZERO OFF "RIVER MODE" DISPLAY

Enjoy this new integrated feature allowing you the option to set an offset when towing a rider in a river with current.

2) BALLAST TANK DISPLAY

The Ultra bright 6.4" full VGA color screen (shown in night mode) displays the internal ballast levels without having to change screens.



3) LINC SYSTEM GPS DISPLAY

The GPS tracking capabilities allow you to set waypoints, track between waypoints, save your favorite track and more.

4) ZERO OFF DISPLAY

Program up to 10 user profiles for a variety of watersports activities.

HUNDREDS OF COLOR CHOICES TO MAKE IT YOUR OWN.

Choose from hundreds of color combinations, so you can create the boat of your dreams and make sure it stands out.

SILVER CLOUD

(Standard Hull
and Deck Color)

VICTORY RED

NEW

FURY RED

CRUSH ORANGE

THERMAL YELLOW

MASTERS BLUE

NEW

VAPOR BLUE

MIDNIGHT BLUE

SUBLIME GREEN

NEW

CANYON MIST

TITANIUM GREY

ONYX BLACK

SILVER METAL FLAKE

GUN METAL FLAKE

YOUR BOAT. JUST THE WAY YOU WANT IT.

Nautique offers hundreds of color combinations, so you can create the boat of your dreams and make sure it stands out on the water. **GO ON-LINE AND BUILD YOUR BOAT AT NAUTIQUE.COM.**

SUPER AIR NAUTIQUE SERIES



BYERLY ICON EDITION 210



SUPER AIR NAUTIQUE 210



SUPER AIR NAUTIQUE 230

SKI NAUTIQUE SERIES



SKI NAUTIQUE 200 – OPEN BOW



SKI NAUTIQUE 200 – CLOSED BOW

SPORT NAUTIQUE SERIES



SPORT NAUTIQUE 200



SPORT NAUTIQUE 216



SPORT NAUTIQUE 226



DISCOVER THE DIFFERENCE AT NAUTIQUE.COM



BE RESPONSIBLE. WSIA Watersports Responsibility Code

Be aware that there are elements of risk in boating, skiing and riding that common sense and personal awareness can help reduce. Know your ability level and stay within it. TO INCREASE YOUR ENJOYMENT OF THE SPORT FOLLOW THE "WATERSPORTS RESPONSIBILITY CODE."

IT IS YOUR RESPONSIBILITY TO:

- Familiarize yourself with all applicable laws, the risks inherent in the sport and the proper use of equipment
- Know the waterways where you will be skiing or riding
- Do not ski or ride in shallow water, near shore, docks, pilings, swimmers or other watercraft. Bathers are responsible for the wake they leave behind and any damage caused by that wake
- Always have a person other than the boat driver as an observer and agree on hand signals before starting
- Always wear a U.S. Coast Guard Type III (PFD) life jacket
- Read your owner's manual and inspect your equipment prior to use
- Ski or ride within your limits. Always ski or ride in control and at speeds appropriate for your ability
- Always turn ignition off when anyone is near watercraft power drive unit
- Carbon Monoxide (CO) poisoning from engine exhaust may cause injury or death
- Never "platform drag" or touch a swim platform while the engine is running
- Do not operate watercraft, ski or ride under the influence of alcohol or drugs
- Respect the waterways that we have access to and acknowledge that water is a precious resource that we are allowed to use—water use is not a right, it can be taken away

FOR MORE INFORMATION LOG ON TO: www.wsia.net Please remember to never drink and drive.

NAUTIQUE®

14700 Aerospace Parkway Orlando, FL // 32832 USA
1-800-346-2092 // www.nautique.com

