

2009
Nautiques
by Correct Craft





Living The Nautique Life.

When I'm not working, there is a good chance you'll find me out on the lake enjoying the Nautique life with friends, family, and co-workers.

I am more than the President and CEO of the world's leading towboat brand, Nautique; I am a Nautique owner and enthusiast and I want you to experience what I and other Nautique owners already know - Once you have lived the Nautique life, you won't settle for anything else.

So, how can I assure you that the Nautique life is unparalleled?

- **Progressive Product Development** - Nautique has the best Product Development team in the industry, bar none. Our track record proves it, and for 2009 we offer a long list of innovative and exciting features.
- **Quality Craftsmanship** - Without question, Nautique provides the best quality in the industry. Our Operations team uses the latest manufacturing techniques to ensure that every Nautique is well built.
- **Satisfied Nautique Owners** - Achieving a record six consecutive J.D. Power and Associates awards truly reflects our commitment to quality and customer satisfaction.
- **Unsurpassed Reliability** - We stand behind the quality of our boats like no other manufacturer in the world by offering the industry's best warranty - a full 5 years.
- **Customer Focused** - Our incredibly high CSI (Customer Satisfaction Index) scores are reflective of dealers who live the Nautique life ensuring that all your needs are met, before and after the sale.
- **A Committed Team** - Our team is dedicated to guaranteeing your complete satisfaction. We live the Nautique life and understand how important time on the water is to you.

I highly encourage you to visit Nautiques.com as well as contact your Nautique dealer to take a test drive and experience the Nautique difference for yourself; I hope to see you on the lake soon in your new Nautique. I know you will love being part of our Nautique family!



Bill Yeargin

Bill Yeargin
President/CEO

"...we know that God causes everything to work together for the good of those who love God and are called according to his purpose for them."

—Romans 8:28 (NLT)

TABLE OF CONTENTS

President/CEO Letter	1
Accolades	2-3
New & Improved	4-5
Super Air Nautique Series	6-7
Super Air Nautique 210	8-9
Super Air Nautique 220	10-11
Super Air Nautique 230	12-13
Crossover Nautique Series	14-15
Crossover Nautique 211	16-17
Crossover Nautique 216V	18-19
Crossover Nautique 230	20-21
Ski Nautique Series	22-23
Ski Nautique 190	24-25
Ski Nautique 200	26-27
Ski Nautique 210	28-29
Nautique Difference	30-31
PCII Engines	32-33
Inboard Advantage	34-35
Athletes & Events	36-37
Nautiques.com	38-39
Hydro-Gate	40-41
Accessories	42-43
Gel Coat & Graphic Options	44-45
Exterior & Interior Color Options Standard & Options	46-47

Behind Our Boats Are The Most Satisfied Boat Owners In The Industry.



Ranked "Highest in Customer Satisfaction with Ski and Wakeboard Boats, Six Times In A Row, Tied for 2008."

—by J.D. Power and Associates™

Receiving this award once is impressive. Receiving it six times -- every year since the study began in the marine industry -- is unprecedented. Yet, it's not really surprising. Nautique towboats are unmatched in customer satisfaction because, for 84 years, they have been an industry leader in performance, reliability and dependability. We see this award as a demonstration of the dedication, integrity and hard work of the entire worldwide Nautique dealer network as well as all of the Nautique employees.

*Correct Craft received the highest numerical score among all boat manufacturers in the J.D. Power and Associates 2008-2009, 2009-2010, 2010-2011, 2011-2012, 2012-2013, 2013-2014, 2014-2015, 2015-2016, 2016-2017, 2017-2018, 2018-2019, 2019-2020, 2020-2021, 2021-2022, 2022-2023, 2023-2024, 2024-2025, 2025-2026, 2026-2027, 2027-2028, 2028-2029, 2029-2030, 2030-2031, 2031-2032, 2032-2033, 2033-2034, 2034-2035, 2035-2036, 2036-2037, 2037-2038, 2038-2039, 2039-2040, 2040-2041, 2041-2042, 2042-2043, 2043-2044, 2044-2045, 2045-2046, 2046-2047, 2047-2048, 2048-2049, 2049-2050, 2050-2051, 2051-2052, 2052-2053, 2053-2054, 2054-2055, 2055-2056, 2056-2057, 2057-2058, 2058-2059, 2059-2060, 2060-2061, 2061-2062, 2062-2063, 2063-2064, 2064-2065, 2065-2066, 2066-2067, 2067-2068, 2068-2069, 2069-2070, 2070-2071, 2071-2072, 2072-2073, 2073-2074, 2074-2075, 2075-2076, 2076-2077, 2077-2078, 2078-2079, 2079-2080, 2080-2081, 2081-2082, 2082-2083, 2083-2084, 2084-2085, 2085-2086, 2086-2087, 2087-2088, 2088-2089, 2089-2090, 2090-2091, 2091-2092, 2092-2093, 2093-2094, 2094-2095, 2095-2096, 2096-2097, 2097-2098, 2098-2099, 2099-2100, 2100-2101, 2101-2102, 2102-2103, 2103-2104, 2104-2105, 2105-2106, 2106-2107, 2107-2108, 2108-2109, 2109-2110, 2110-2111, 2111-2112, 2112-2113, 2113-2114, 2114-2115, 2115-2116, 2116-2117, 2117-2118, 2118-2119, 2119-2120, 2120-2121, 2121-2122, 2122-2123, 2123-2124, 2124-2125, 2125-2126, 2126-2127, 2127-2128, 2128-2129, 2129-2130, 2130-2131, 2131-2132, 2132-2133, 2133-2134, 2134-2135, 2135-2136, 2136-2137, 2137-2138, 2138-2139, 2139-2140, 2140-2141, 2141-2142, 2142-2143, 2143-2144, 2144-2145, 2145-2146, 2146-2147, 2147-2148, 2148-2149, 2149-2150, 2150-2151, 2151-2152, 2152-2153, 2153-2154, 2154-2155, 2155-2156, 2156-2157, 2157-2158, 2158-2159, 2159-2160, 2160-2161, 2161-2162, 2162-2163, 2163-2164, 2164-2165, 2165-2166, 2166-2167, 2167-2168, 2168-2169, 2169-2170, 2170-2171, 2171-2172, 2172-2173, 2173-2174, 2174-2175, 2175-2176, 2176-2177, 2177-2178, 2178-2179, 2179-2180, 2180-2181, 2181-2182, 2182-2183, 2183-2184, 2184-2185, 2185-2186, 2186-2187, 2187-2188, 2188-2189, 2189-2190, 2190-2191, 2191-2192, 2192-2193, 2193-2194, 2194-2195, 2195-2196, 2196-2197, 2197-2198, 2198-2199, 2199-2200, 2200-2201, 2201-2202, 2202-2203, 2203-2204, 2204-2205, 2205-2206, 2206-2207, 2207-2208, 2208-2209, 2209-2210, 2210-2211, 2211-2212, 2212-2213, 2213-2214, 2214-2215, 2215-2216, 2216-2217, 2217-2218, 2218-2219, 2219-2220, 2220-2221, 2221-2222, 2222-2223, 2223-2224, 2224-2225, 2225-2226, 2226-2227, 2227-2228, 2228-2229, 2229-2230, 2230-2231, 2231-2232, 2232-2233, 2233-2234, 2234-2235, 2235-2236, 2236-2237, 2237-2238, 2238-2239, 2239-2240, 2240-2241, 2241-2242, 2242-2243, 2243-2244, 2244-2245, 2245-2246, 2246-2247, 2247-2248, 2248-2249, 2249-2250, 2250-2251, 2251-2252, 2252-2253, 2253-2254, 2254-2255, 2255-2256, 2256-2257, 2257-2258, 2258-2259, 2259-2260, 2260-2261, 2261-2262, 2262-2263, 2263-2264, 2264-2265, 2265-2266, 2266-2267, 2267-2268, 2268-2269, 2269-2270, 2270-2271, 2271-2272, 2272-2273, 2273-2274, 2274-2275, 2275-2276, 2276-2277, 2277-2278, 2278-2279, 2279-2280, 2280-2281, 2281-2282, 2282-2283, 2283-2284, 2284-2285, 2285-2286, 2286-2287, 2287-2288, 2288-2289, 2289-2290, 2290-2291, 2291-2292, 2292-2293, 2293-2294, 2294-2295, 2295-2296, 2296-2297, 2297-2298, 2298-2299, 2299-2300, 2300-2301, 2301-2302, 2302-2303, 2303-2304, 2304-2305, 2305-2306, 2306-2307, 2307-2308, 2308-2309, 2309-2310, 2310-2311, 2311-2312, 2312-2313, 2313-2314, 2314-2315, 2315-2316, 2316-2317, 2317-2318, 2318-2319, 2319-2320, 2320-2321, 2321-2322, 2322-2323, 2323-2324, 2324-2325, 2325-2326, 2326-2327, 2327-2328, 2328-2329, 2329-2330, 2330-2331, 2331-2332, 2332-2333, 2333-2334, 2334-2335, 2335-2336, 2336-2337, 2337-2338, 2338-2339, 2339-2340, 2340-2341, 2341-2342, 2342-2343, 2343-2344, 2344-2345, 2345-2346, 2346-2347, 2347-2348, 2348-2349, 2349-2350, 2350-2351, 2351-2352, 2352-2353, 2353-2354, 2354-2355, 2355-2356, 2356-2357, 2357-2358, 2358-2359, 2359-2360, 2360-2361, 2361-2362, 2362-2363, 2363-2364, 2364-2365, 2365-2366, 2366-2367, 2367-2368, 2368-2369, 2369-2370, 2370-2371, 2371-2372, 2372-2373, 2373-2374, 2374-2375, 2375-2376, 2376-2377, 2377-2378, 2378-2379, 2379-2380, 2380-2381, 2381-2382, 2382-2383, 2383-2384, 2384-2385, 2385-2386, 2386-2387, 2387-2388, 2388-2389, 2389-2390, 2390-2391, 2391-2392, 2392-2393, 2393-2394, 2394-2395, 2395-2396, 2396-2397, 2397-2398, 2398-2399, 2399-2400, 2400-2401, 2401-2402, 2402-2403, 2403-2404, 2404-2405, 2405-2406, 2406-2407, 2407-2408, 2408-2409, 2409-2410, 2410-2411, 2411-2412, 2412-2413, 2413-2414, 2414-2415, 2415-2416, 2416-2417, 2417-2418, 2418-2419, 2419-2420, 2420-2421, 2421-2422, 2422-2423, 2423-2424, 2424-2425, 2425-2426, 2426-2427, 2427-2428, 2428-2429, 2429-2430, 2430-2431, 2431-2432, 2432-2433, 2433-2434, 2434-2435, 2435-2436, 2436-2437, 2437-2438, 2438-2439, 2439-2440, 2440-2441, 2441-2442, 2442-2443, 2443-2444, 2444-2445, 2445-2446, 2446-2447, 2447-2448, 2448-2449, 2449-2450, 2450-2451, 2451-2452, 2452-2453, 2453-2454, 2454-2455, 2455-2456, 2456-2457, 2457-2458, 2458-2459, 2459-2460, 2460-2461, 2461-2462, 2462-2463, 2463-2464, 2464-2465, 2465-2466, 2466-2467, 2467-2468, 2468-2469, 2469-2470, 2470-2471, 2471-2472, 2472-2473, 2473-2474, 2474-2475, 2475-2476, 2476-2477, 2477-2478, 2478-2479, 2479-2480, 2480-2481, 2481-2482, 2482-2483, 2483-2484, 2484-2485, 2485-2486, 2486-2487, 2487-2488, 2488-2489, 2489-2490, 2490-2491, 2491-2492, 2492-2493, 2493-2494, 2494-2495, 2495-2496, 2496-2497, 2497-2498, 2498-2499, 2499-2500, 2500-2501, 2501-2502, 2502-2503, 2503-2504, 2504-2505, 2505-2506, 2506-2507, 2507-2508, 2508-2509, 2509-2510, 2510-2511, 2511-2512, 2512-2513, 2513-2514, 2514-2515, 2515-2516, 2516-2517, 2517-2518, 2518-2519, 2519-2520, 2520-2521, 2521-2522, 2522-2523, 2523-2524, 2524-2525, 2525-2526, 2526-2527, 2527-2528, 2528-2529, 2529-2530, 2530-2531, 2531-2532, 2532-2533, 2533-2534, 2534-2535, 2535-2536, 2536-2537, 2537-2538, 2538-2539, 2539-2540, 2540-2541, 2541-2542, 2542-2543, 2543-2544, 2544-2545, 2545-2546, 2546-2547, 2547-2548, 2548-2549, 2549-2550, 2550-2551, 2551-2552, 2552-2553, 2553-2554, 2554-2555, 2555-2556, 2556-2557, 2557-2558, 2558-2559, 2559-2560, 2560-2561, 2561-2562, 2562-2563, 2563-2564, 2564-2565, 2565-2566, 2566-2567, 2567-2568, 2568-2569, 2569-2570, 2570-2571, 2571-2572, 2572-2573, 2573-2574, 2574-2575, 2575-2576, 2576-2577, 2577-2578, 2578-2579, 2579-2580, 2580-2581, 2581-2582, 2582-2583, 2583-2584, 2584-2585, 2585-2586, 2586-2587, 2587-2588, 2588-2589, 2589-2590, 2590-2591, 2591-2592, 2592-2593, 2593-2594, 2594-2595, 2595-2596, 2596-2597, 2597-2598, 2598-2599, 2599-2600, 2600-2601, 2601-2602, 2602-2603, 2603-2604, 2604-2605, 2605-2606, 2606-2607, 2607-2608, 2608-2609, 2609-2610, 2610-2611, 2611-2612, 2612-2613, 2613-2614, 2614-2615, 2615-2616, 2616-2617, 2617-2618, 2618-2619, 2619-2620, 2620-2621, 2621-2622, 2622-2623, 2623-2624, 2624-2625, 2625-2626, 2626-2627, 2627-2628, 2628-2629, 2629-2630, 2630-2631, 2631-2632, 2632-2633, 2633-2634, 2634-2635, 2635-2636, 2636-2637, 2637-2638, 2638-2639, 2639-2640, 2640-2641, 2641-2642, 2642-2643, 2643-2644, 2644-2645, 2645-2646, 2646-2647, 2647-2648, 2648-2649, 2649-2650, 2650-2651, 2651-2652, 2652-2653, 2653-2654, 2654-2655, 2655-2656, 2656-2657, 2657-2658, 2658-2659, 2659-2660, 2660-2661, 2661-2662, 2662-2663, 2663-2664, 2664-2665, 2665-2666, 2666-2667, 2667-2668, 2668-2669, 2669-2670, 2670-2671, 2671-2672, 2672-2673, 2673-2674, 2674-2675, 2675-2676, 2676-2677, 2677-2678, 2678-2679, 2679-2680, 2680-2681, 2681-2682, 2682-2683, 2683-2684, 2684-2685, 2685-2686, 2686-2687, 2687-2688, 2688-2689, 2689-2690, 2690-2691, 2691-2692, 2692-2693, 2693-2694, 2694-2695, 2695-2696, 2696-2697, 2697-2698, 2698-2699, 2699-2700, 2700-2701, 2701-2702, 2702-2703, 2703-2704, 2704-2705, 2705-2706, 2706-2707, 2707-2708, 2708-2709, 2709-2710, 2710-2711, 2711-2712, 2712-2713, 2713-2714, 2714-2715, 2715-2716, 2716-2717, 2717-2718, 2718-2719, 2719-2720, 2720-2721, 2721-2722, 2722-2723, 2723-2724, 2724-2725, 2725-2726, 2726-2727, 2727-2728, 2728-2729, 2729-2730, 2730-2731, 2731-2732, 2732-2733, 2733-2734, 2734-2735, 2735-2736, 2736-2737, 2737-2738, 2738-2739, 2739-2740, 2740-2741, 2741-2742, 2742-2743, 2743-2744, 2744-2745, 2745-2746, 2746-2747, 2747-2748, 2748-2749, 2749-2750, 2750-2751, 2751-2752, 2752-2753, 2753-2754, 2754-2755, 2755-2756, 2756-2757, 2757-2758, 2758-2759, 2759-2760, 2760-2761, 2761-2762, 2762-2763, 2763-2764, 2764-2765, 2765-2766, 2766-2767, 2767-2768, 2768-2769, 2769-2770, 2770-2771, 2771-2772, 2772-2773, 2773-2774, 2774-2775, 2775-2776, 2776-2777, 2777-2778, 2778-2779, 2779-2780, 2780-2781, 2781-2782, 2782-2783, 2783-2784, 2784-2785, 2785-2786, 2786-2787, 2787-2788, 2788-2789, 2789-2790, 2790-2791, 2791-2792, 2792-2793, 2793-2794, 2794-2795, 2795-2796, 2796-2797, 2797-2798, 2798-2799, 2799-2800, 2800-2801, 2801-2802, 2802-2803, 2803-2804, 2804-2805, 2805-2806, 2806-2807, 2807-2808, 2808-2809, 2809-2810, 2810-2811, 2811-2812, 2812-2813, 2813-2814, 2814-2815, 2815-2816, 2816-2817, 2817-2818, 2818-2819, 2819-2820, 2820-2821, 2821-2822, 2822-2823, 2823-2824, 2824-2825, 2825-2826, 2826-2827, 2827-2828, 2828-2829, 2829-2830, 2830-2831, 2831-2832, 2832-2833, 2833-2834, 2834-2835, 2835-2836, 2836-2837, 2837-2838, 2838-2839, 2839-2840, 2840-2841, 2841-2842, 2842-2843, 2843-2844, 2844-2845, 2845-2846, 2846-2847, 2847-2848, 2848-2849, 2849-2850, 2850-2851, 2851-2852, 2852-2853, 2853-2854, 2854-2855, 2855-2856, 2856-2857, 2857-2858, 2858-2859, 2859-2860, 2860-2861, 2861-2862, 2862-2863, 2863-2864, 2864-2865, 2865-2866, 2866-2867, 2867-2868, 2868-2869, 2869-2870, 2870-2871, 2871-2872, 2872-2873, 2873-2874, 2874-2875, 2875-2876, 2876-2877, 2877-2878, 2878-2879, 2879-2880, 2880-2881, 2881-2882, 2882-2883, 2883-2884, 2884-2885, 2885-2886, 2886-2887, 2887-2888, 2888-2889, 2889-2890, 2890-2891, 2891-2892, 2892-2893, 2893-2894, 2894-2895, 2895-2896, 2896-2897, 2897-2898, 2898-2899, 2899-2900, 2900-2901, 2901-2902, 2902-2903, 2903-2904, 2904-2905, 2905-2906, 2906-2907, 2907-2908, 2908-2909, 2909-2910, 2910-2911, 2911-2912, 2912-2913, 2913-2914, 2914-2915, 2915-2916, 2916-2917, 2917-2918, 2918-2919, 2919-2920, 2920-2921, 2921-2922, 2922-2923, 2923-2924, 2924-2925, 2925-2926, 2926-2927, 2927-2928, 2928-2929, 2929-2930, 2930-2931, 2931-2932, 2932-2933, 2933-2934, 2934-2935, 2935-2936, 2936-2937, 2937-2938, 2938-2939, 2939-2940, 2940-2941, 2941-2942, 2942-2943, 2943-2944, 2944-2945, 2945-2946, 2946-2947, 2947-2948, 2948-2949, 2949-2950, 2950-2951, 2951-2952, 2952-2953, 2953-2954, 2954-2955, 2955-2956, 2956-2957, 2957-2958, 2958-2959, 2959-2960, 2960-2961, 2961-2962, 2962-2963, 2963-2964, 2964-2965, 2965-2966, 2966-2967, 2967-2968, 2968-2969, 2969-2970, 2970-2971, 2971-2972, 2972-2973, 2973-2974, 2974-2975, 2975-2976, 2976-2977, 2977-2978, 2978-2979, 2979-2980, 2980-2981, 2981-2982, 2982-2983, 2983-2984, 2984-2985, 2985-2986, 2986-2987, 2987-2988, 2988-2989, 2989-2990, 2990-2991, 2991-2992, 2992-2993, 2993-2994, 2994-2995, 2995-2996, 2996-2997, 2997-2998, 2998-2999, 2999-3000, 3000-3001, 3001-3002, 3002-3003, 3003-3004, 3004-3005, 3005-3006, 3006-3007, 3007-3008, 3008-3009, 3009-3010, 3010-3011, 3011-3012, 3012-3013, 3013-3014, 3014-3015, 3015-3016, 3016-3017, 3017-3018, 3018-3019, 3019-3020, 3020-3021, 3021-3022, 3022-3023, 3023-3024, 3024-3025, 3025-3026, 3026-3027, 3027-3028, 3028-3029, 3029-3030, 3030-3031, 3031-3032, 3032-3033, 3033-3034, 3034-3035, 3035-3036, 3036-3037, 3037-3038, 3038-3039, 3039-3040, 3040-3041, 3041-3042, 3042-3043, 3043-3044, 3044-3045, 3045-3046, 3046-3047, 3047-3048, 3048-3049, 3049-3050, 3050-3051, 3051-3052, 3052-3053, 3053-3054, 3054-3055, 3055-3056, 3056-3057, 3057-3058, 3058-3059, 3059-3060, 3060-3061, 3061-3062, 3062-3063, 3063-3064, 3064-3065, 3065-3066, 3066-3067, 3067-3068, 3068-3069, 3069-3070, 3070-3071, 3071-3072, 3072-3073, 3073-3074, 3074-3075, 3075-3076, 3076-3077, 3077-3078, 3078-3079, 3079-3080, 3080-3081, 3081-3082, 3082-3083, 3083-3084, 3084-3085, 3085-3086, 3086-3087, 3087-3088, 3088-3089, 3089-3090, 3090-3091, 3091-3092, 3092-3093, 3093-3094, 3094-309

Build The Best Towboat And You Build The Best Customer Satisfaction.

The NIMMA CSI Award once again goes to Nautiques by Correct Craft...recognized for excellence in customer satisfaction in the Inboard Watersport Boats category.

Year in and year out, Nautiques by Correct Craft are the most highly praised boats in the industry. Why? Because we keep our eyes on the prize: customer satisfaction. No other ski or wakeboard boat performs like a Nautique. No other ski or wakeboard boat delivers such an impeccable ride, with unsurpassed tracking and handling, and the ideal wake.

So when the Marine Industry CSI Awards program surveyed over 66,000 boat buyers about satisfaction with the boats and engines they purchased between April 2007 and March 2008, one name stood out above all others: Nautiques by Correct Craft.



Another Satisfying Feature: Our Exclusive 5-Year Transferable Warranty.

The world's best towboats deserve the world's best warranty. Every Nautique features a 5-year Transferable Warranty, the best in the marine industry. It includes free parts and labor on all qualified repairs for 5 years. There is no substitute for quality, and we stand behind the quality of our boats like no other manufacturer can. Because, at Nautique, our goal is nothing short of your complete satisfaction.



*Correct Craft warrants its boats under normal recreational use, not misuse/abuse. Visit your local Nautique dealer for details of the warranty in its entirety.

Our Newest Features Keep Nautique Way Out Front.

Our most innovative designs speak volumes about Nautique quality. Everywhere you look – from the new carpeting to the MP3 inputs and our most custom tower ever – you will see, feel and hear the Nautique difference.

Smart Pod Helm

Sit at the helm and take your eyes for a test ride. This is art. Instruments and panels are polished with a lightly brushed stainless steel finish. Limited and Team Editions feature black dials, masks and buttons, all backlit with a soothing indigo blue, including keypad and audio remote.



1. Patent Pending Flight Control Tower 3 (FCT3)


This is our lightest tower ever. Totally custom, it's made of aluminum with a painted finish, with integrated spinner board racks and 180-degree rotating speakers. Two locking arms release the tower and allow the operator to easily fold it forward.

2. Snap-In Crest Carpet

Our newest, most elegant and durable snap-in floor carpet features a woven-in, 3-color graphic that matches the Super Air Griffin design on the hull.

3. Transom Underwater Docking Lights

Optional LED lights mounted under the swim platform add function and elegance. They use internal temperature sensing to automatically adjust light output when not being cooled by water.



4. Soft Coaming Boxes

Even our coaming boxes are superior. This year they feature new, black Soft Touch material, with improved durability and greater resistance to sound permeation.

5. MP3 Inputs

Your Nautique, your music. Two standard 3.5 mm auxiliary input connections, one at the helm and one in the glove box, offer convenient plug-in of your Apple® iPod or MP3 player to the premium audio system.

6. Color Options on Decks and Platforms

This year even our color palette is loaded with Nautique style. Solid deck colors are available on all direct-drive models, while deck striping can be ordered on all V-drives. Platforms are also available in colors (excluding Crossover 211).

7. Polk Audio Speakers and Amps

This is our best sound system ever, both in sound quality and aesthetic value. Features include newly designed speakers with directional tweeters, composite baskets and up to 1,000 driving amps.



The Super Air Nautique. No Comparison And No Competition.





Super Air Nautique 210



Super Air Nautique 220



Super Air Nautique 230

Super Air Nautique Series

The Super Air Nautique series launches you to revolutionary new heights. Once you discover the difference, your view – and your altitude – forever changes. Only Nautique has what it takes for serious wakeboarders to reach their highest potential. Create the ultimate customized wake with our patented Hydro-Gate™. Make the ride fast and the wake rampy, right from the cockpit. Suddenly, the rest of the world goes on hold. You have discovered the true meaning of big air...and the Nautique difference.



SUPER AIR NAUTIQUE 210

LENGTH OVERALL:
21' 0" / 6.40 m

LENGTH WITH PLATFORM:
23' 3.5" / 7.10 m

LIFTING RINGS SPACING:
19' 2" / 5.92 m

BEAM:
96" / 2.45 m

DRAFT:
26" / .71 m

APPROXIMATE DRY WEIGHT:
3,800 lbs / 1,725 kg

FUEL CAPACITY:
40 gal. / 151.4 l

MAXIMUM CAPACITY:
12 people or 1,850 lbs / 839 kg

HP RANGE:
243 to 409

GEAR REDUCTION RATIO:
1.48:1

FACTORY BALLAST CAPACITY:
506 lbs. / 229 kg

PHOTO COURTESY OF SUPER AIR NAUTIQUE (PONY) AND SUPER AIR NAUTIQUE



Once Again, It Towers Above The Rest.

For wakeboarding and wakeskating, this is the icon, the superstar, the legend. Just ask the Godfather of wakeboarding and wakeskating, Scott Dyerly. The Super Air Nautique 210 takes your breath away whether it's simply idling in the water or taking you to revolutionary new heights. Along with its incredible roominess, ballast and storage, the 210 offers a multitude of options. They include a deck stripe, all-new smart pod helm with an MP3 connection right at your fingertips, improved reversible seating, and a Polk Audio sound system with new and improved amplifiers, speakers and subwoofer.

We didn't stop there. Look higher. The boat that launched the big-air revolution presents the next evolution in our Flight Control Tower series, the optional patent pending FCT3. As always, the Super Air Nautique 210 towers above all others.



1. **REAR TRUNK STORAGE COMPARTMENTS.** The lockable rear trunk storage areas create an additional 8.25 cu. ft. of storage.
2. **REVERSIBLE COCKPIT SEATING.** This configuration provides comfortable seating for optimal viewing of action behind the boat.
3. **SPACIOUS BOW SEATING.** Total seating for twelve, including push, comfortable seats for adults to stretch out in the bow.
4. **REVERSIBLE STERN SEAT.** Seat can be situated for viewing toward the front of the boat or the back to watch wakeboarders.
5. **ROTATING BOARD RACKS.** New style, easily rotates from outside to inside the boat for easy board storage and retrieval.
6. **OBSERVER'S SEAT STORAGE.** This area contains a subwoofer, amplifiers, and a removable 36-quart cooler.

FOR MORE INFORMATION ON THE SUPER AIR NAUTIQUE 210 LOG ON TO:



The official boat of the:



The Super Air Nautique 210 Team Edition, featured in onyx black and silver dual Team Nautique athletes: Scott Byerly, Melissa Marquardt, Jeff McKee and Brandon Thomas.





SUPER AIR NAUTIQUE 220

LENGTH OVERALL:
22' 1" / 6.73 m

LENGTH WITH PLATFORM:
24' 3" / 7.39 m

LIFTING RINGS SPACING:
20' 7.25" / 6.28 m

BEAM:
56" / 2.44 m

DRAFT:
29" / .74 m

APPROXIMATE DRY WEIGHT:
4,070 lbs / 1,847 kg

FUEL CAPACITY:
51 gal. / 193.1 l

MAXIMUM CAPACITY:
14 people or 2,050 lbs / 930 kg

HP RANGE:
343 to 409

GEAR REDUCTION RATIO:
1.48:1

FACTORY BALLAST CAPACITY:
849 lbs. / 395 kg

(Weights are estimates and can vary from model to model.)



Its Luxury, Unmatched. Its Performance, Unparalleled.

The Super Air Nautique 220 is 22 feet of perfect wakeboarding form and function. Differentiating itself with multiple seating configurations and all the unparalleled technology you expect from Nautique. Check out the massive storage -- in the engine compartment, under the observer's seat and, best of all, in the rear trunk access where you can quickly and easily get at your board and gear.

Behind the boat, your rope leads to our optional stainless steel FCT2 tower. The wake is rampy and firm, with a clean lip and no trough. In the Super Air Nautique 220, you own the lake, the wake and the air above it.



1. **ENGINE COMPARTMENT STORAGE.** The engine tray offers a combined 3.5 cu. ft. of storage.
2. **NEW ONE-PIECE HELM.** Features new styling and instrumentation, with front-loaded panel for improved serviceability.
3. **REAR TRUNK STORAGE.** Areas on both sides of the engine compartment provide easy access from cockpit or platform.
4. **REMOVABLE TRASH CAN/SEABACK.** This kitchen-sized removable trash is hidden inside the rear-facing seaback.
5. **IPOD INPUT AT HELM.** Puts you in total control of music using your iPod or MP3 player, right at the helm.
6. **OBSERVER'S SEAT STORAGE.** Additional storage under the observer's seat features plenty of room and a removable cooler.

FOR MORE INFORMATION ON THE SUPER AIR NAUTIQUE 220 LOG ON TO:



The Super Air Nautique 220 Team Edition, featured in nyx black and moonraker. Team Nautique athletes: Emily Copeland, Durham, Keith Eichelberg and Jeff McKee.





SUPER AIR NAUTIQUE 230

LENGTH OVERALL:
23' 1.5" / 7.05 m

LENGTH WITH PLATFORM:
25' 4.5" / 7.73 m

LIFTING RINGS SPACING:
22' .25" / 6.71 m

BEAM:
100.5" / 2.55 m

DRAFT:
26" / .74 m

APPROXIMATE DRY WEIGHT:
4,300 lbs / 1,952 kg

FUEL CAPACITY:
51 gal / 193.1 l

MAXIMUM CAPACITY:
16 people or 2,300 lbs / 1,043 kg

HP RANGE:
242 to 439

GEAR REDUCTION RATIO:
1.46:1

FACTORY BALLAST CAPACITY:
791 lbs / 359 kg

(Weights are estimates and can vary throughout and equipment added.)

At The Top Of Its Game. Putting You At The Peak Of Yours.

The Super Air Nautique 230 is the official towboat for the Air Nautique Wake Games, the prestigious Masters tournament and the Air Nautique WWA Wakeboard National Championships. The 230 produces a wake with long transitions and a solid lip with plenty of pop. Just one set behind the Super Air Nautique 230 and you'll soon discover why it is the boat of choice for premier riders across the globe like Shaun Murray and J.D. Webb.

This year, the 230 is at the top of its game, featuring progressive new graphics, a redesigned helm, plus a premium sound system complete with an MP3 input right at the helm. And check out the long list of new options, including deck striping, snap-in crest carpet, a combination pop-up pylon/lift ring, and underwater lights beneath the platform. Now that's a big idea.



1. ARENA-STYLE SEATING/COCKPIT. With up to 6 all-facing seating areas, friends and family ride in total comfort.
2. REMOVABLE COOLER. Cold drinks are always within easy reach, thanks to the perfectly placed cooler.
3. SPACIOUS BOW SEATING. Total seating for sixteen, including plush, comfortable seats for adults to stretch out in the bow.
4. ENGINE COMPARTMENT/STORAGE ACCESS HATCH. Effortless water strainer and easy-to-open rear storage for gear.
5. WALK-THRU TRANSOM. The nicely designed transom step makes it easy to move from the platform to the cockpit.
6. COMFORTABLE ERGONOMIC HELM. Controls and gauges are intuitive, fully adjustable seat includes lumbar support.

FOR MORE INFORMATION ON THE SUPER AIR NAUTIQUE 230 LOG ON TO:


Nautique 13

The official boat of the:

The Super Air Nautique 232 Team Edition, featured in fiery red and onyx black, Team Nautique athletes: Emily Cope and Danham, Durrey Hart, Jeremy LaRue, Shawn Watson and J.D. Webb.



Jack Of All Trades. Master Of All Wakes.





Crossover Nautique 211



Crossover Nautique 216V



Crossover Nautique 236

Crossover Nautique Series

Only one towboat dominates water ski competitions with the softest wake. Only one towboat launches wakeboarders with the rampiest wakes. And when water-loving families needed a boat that could do both – plus have the performance, comfort and storage for cruising and tubing – only one company had the experience and technology to deliver. The same company that advanced skiing and wakeboarding in the first place. Nautique.

CROSSOVER NAUTIQUE 211

LENGTH OVERALL:
20' 9" / 6.32 m

LENGTH WITH PLATFORM:
23' 1" / 7.04 m

LIFTING RINGS SPACING:
19' 8" / 5.99 m

BEAM:
93" / 2.38 m

DRAFT:
28" / .71 m

APPROXIMATE DRY WEIGHT:
3,500 lbs / 1,580 kg

FUEL CAPACITY:
38 gal. / 143.8 l

MAXIMUM CAPACITY:
10 people or 1,350 lbs / 612 kg

HP RANGE:
343

GEAR REDUCTION RATIO:
1.48:1

FACTORY BALLAST CAPACITY:
625 lbs. / 284 kg

(Weight is approximate and may vary by load and configuration.)



A V-Drive So Powerful It Defined The Crossover

You're looking at the only V-drive with enough power, versatility and wake control to be both certified to pull water ski tournaments and launch wakeboarders to the top of their game. It's the most multi-faceted boat we build, priced to let you get the family out on the water while still providing the legendary performance that Nautique is famous for.

The Crossover Nautique 211 is the ultimate crossover towboat, thanks to its exclusive Fusion Hull technology and patented Hydro-Gate™ wake control system. Everywhere you look it shines with the quality, performance and exceptional versatility you expect -- and get -- only in a Nautique.



1. ROOMY BOW SEATING. Seating for ten includes plush, comfortable seats for two adults in the bow.
2. BUILT-IN COOLER. Keep your snacks cool and drinks cold in this 58 qt. cooler below the rear passenger seat.
3. TRANSOM REAR WALK-THRU. Provides ease of movement from the transom to the cockpit.
4. COMFORTABLE HELM. Like all Nautique boats, the 211 details a fully featured, ergonomically designed helm.
5. REAR TRUNK STORAGE COMPARTMENT. Makes it easy to access your wakeboard and gear right from the transom.
6. OBSERVER'S SEAT STORAGE. Lifting the seat reveals a large space to store a cooler, skis, boards, ropes and more.

FOR MORE INFORMATION ON THE CROSSOVER NAUTIQUE 211 LOG ON TO:



CROSSOVER NAUTIQUE 216V

LENGTH OVERALL:
20' 11" / 6.38 m

LENGTH WITH PLATFORM:
23' 1" / 7.04 m

LIFTING RINGS SPACING:
19' 3" / 5.87 m

BEAM:
95" / 2.41 m

DRAFT:
29" / .74 m

APPROXIMATE DRY WEIGHT:
3,900 lbs / 1,769 kg

FUEL CAPACITY:
46 gal. / 174.1 l

MAXIMUM CAPACITY:
12 people or 1,000 lbs / 816 kg

HP RANGE:
343 to 409

GEAR REDUCTION RATIO:
1.48:1

FACTORY BALLAST CAPACITY:
770 lbs. / 349 kg

(Weight and capacity are not to be exceeded and are approximate.)



You're Not A Typical Customer. And This Is Not A Typical Boat.

The all-new Crossover Nautique 216V is a work of art. From its bold new deck lines to its hidden beach-entry step. From its 180-degree rotating speakers to its indigo-blue backlit gauges. It's a unique combination of automotive-style elegance, comfort, performance and class.

Pictures barely do this boat justice. It's unlike anything else on the water, and must be seen and experienced to be believed. Sit at the helm to appreciate its unique beauty. Stand at the platform to comprehend its artful 3-piece design. And inspect the new optional patent pending FCT3 tower to discover its sweeping lines and easy fold-down design. The Crossover Nautique 216V is the next generation in crossovers. And only Nautique could build it.



1. WASTE RECEPTACLE. Keep your boat clean and clutter-free, with this convenient walk-thru door access trash can.
2. ADVANCED NEW HELM DESIGN. Features automotive-style instruments, iPod input and indigo-blue backlighting.
3. FLIP-UP SERVER'S SEAT STORAGE. Store skis, ropes, drinks and more in this perfectly-located storage area.
4. TRANSOM REAR WALK-THRU. Provides ease of movement and flips over as an extra seat cushion.
5. BEACH ENTRY STEP/STORAGE. This step offers convenient bow entry from the beach, with anchor storage below.
6. POWER MANAGEMENT ACCESS. Convenient, illuminated access box houses breaker panels and battery switch.

FOR MORE INFORMATION ON THE CROSSOVER NAUTIQUE 216V LOG ON

19



The Crossover Nautique 216V Team Edition, featured in onyx black and silver cloud.





Delivering Family Fun In A Big Way.

This boat flies at the top of our crossover line. The Crossover Nautique 236 is built to deliver family fun at the highest level. The interior is inviting and spacious. The amenities are nothing short of large, plush and family-friendly from its deep, contoured seats to its automotive-style helm and built-in transom cooler, accessible right from the boarding platform.

For 2009, the Crossover Nautique 236 is better than ever. It has the optional stainless steel FCT2, plus four pull-out cleats and new graphics. Choose from many options, everything from ballast to a removable table. As you can see, our 236 delivers family fun in a big way.

CROSSOVER NAUTIQUE 236

LENGTH OVERALL:
23' 1.5" / 7.05 m

LENGTH WITH PLATFORM:
25' 4.5" / 7.73 m

LIFTING RINGS SPACING:
22' .25" / 6.71 m

BEAM:
100.5" / 2.55 m

DRAFT:
29" / .74 m

APPROXIMATE DRY WEIGHT:
4,300 lbs / 1,952 kg

FUEL CAPACITY:
51 gal / 193.1 l

MAXIMUM CAPACITY:
16 people or 2,300 lbs / 1,043 kg

HP RANGE:
343 to 409

GEAR REDUCTION RATIO:
1.46:1

FACTORY BALLAST CAPACITY:
791 lbs / 359 kg

(Weights are estimates and can vary from options and equipment added.)



1. **REAR TRUNK STORAGE COMPARTMENT:** Hinged butterfly hatches make it easy to access your boards, gear and more.
2. **PASSENGER AMENITIES:** Family-friendly features include plenty of drink holders and passenger grab rails.
3. **ENGINE HATCH STORAGE:** Engine compartment is easily accessible and provides extra storage space.
4. **NEW ONE-PIECE HELM:** Features new styling and instrumentation, with front-loaded panel for improved serviceability.
5. **REMOVABLE COOLER:** Family-sized cooler stays secure, yet provides easy access to your drinks and cold snacks.
6. **REAR CENTER TRANSCOM WALK-THRU:** Provides ease of movement, with a non-skid deck and optional sunpad filler cushion.

FOR MORE INFORMATION ON THE CROSSOVER NAUTIQUE 236 LOG ON TO:



The Crossover Nautique 236 Team Edition, featured in midnight blue and chocolate.



If It's Not A Nautique, You Better Pass.





Ski Nautique 196



Ski Nautique 206



Ski Nautique 216

Ski Nautique Series

You can't take a good wake. World champions know it. So do serious amateurs at every age and every level. Nautique is the standard-bearer by which all others are measured. Ski Nautique is designed and engineered to deliver the ultimate combination of smooth performance and handling, with a wake that is simply the softest and most crossable. It is the ideal wake. Other companies have tried to duplicate it. All have failed. That is why we can say with utmost confidence: If it's not a Nautique, you better pass.

SKI NAUTIQUE

The Ultimate Tournament Level Ski Boat.

The Ski Nautique 196 is a true icon, with a look of power, drive and commitment just like those who ski behind it like skiing legend Andy Mapple. It is the official towboat for the IWSF World Water Ski Championships and has pulled more skiers to the top than all others combined. In short, it is the single most hard-core ski boat on the water.

The Ski Nautique 196 is the only boat in the world that combines a closed bow with our exclusive TSC3™ hull and GPS-based Zero Off speed control, creating what pros and serious skiers consider the ideal wake and pull. Our patented Hydro-Gate™ lets you seamlessly change the wake signature right from the cockpit. With powder-soft slalom wakes, a refined trick table and a powerful jump pull, this is the ultimate, dedicated three-event ski boat.

SKI NAUTIQUE 196

LENGTH OVERALL:
19'5.25" / 5.92 m

LENGTH WITH PLATFORM:
21'3.75" / 6.50 m

LIFTING RINGS SPACING:
18'2" / 5.54 m

BEAM:
50.25" / 1.28 m

DRAFT:
22" / .56 m

APPROXIMATE DRY WEIGHT:
2,640 lbs / 1,198 kg

FUEL CAPACITY:
29 gal. / 109.8 l

MAXIMUM CAPACITY:
6 people or 1,210 lbs / 550 kg

HP RANGE:
275 to 400

GEAR REDUCTION RATIO:
1.23:1

(Weights are without and on dry dockage and equipment only.)



1. IN-FLOOR COOLER. Perfectly placed for easy access to food and beverages as well as to keep the boat clutter-free.
2. FLIP-UP OBSERVER'S SEAT STORAGE. A great place to store additional skis, ropes, vests and other items.
3. ZERO-OFF SPEED CONTROL SYSTEM. Advanced, GPS-based system maintains preset speeds with incredible accuracy.
4. REAR TRUNK STORAGE. Features hinged butterfly doors for easy access to 10 cu. ft. of storage space.
5. WALK-THRU WINDSHIELD. Allows easy access on and off your boat from the bow, with custom Nautique sun pad.
6. COMFORTABLE, ERGONOMIC HELM. Controls and gauges are intuitive; fully adjustable seat includes lumbar support.

FOR MORE INFORMATION ON THE SKI NAUTIQUE 196 LOG ON TO [TORCO](http://www.torco.com)

Nautique 25

The official boat of the:



The Ski Nautique 176 Team Edition, featured in vapor blue and silver cloud. Team Nautique athletes: Andy Mapple, Chris Parrish, Jeff Rodgers and Clementine Lucine.



SKI NAUTIQUE

Pro-Level Performance Meets Family Fun.

The Ski Nautique 206 creates the softest, most crossable wake. It is an unmatched combination of luxury, comfort and performance. Discriminating families put it on a pedestal. So do pro athletes and serious recreational skiers like Jarret, Britta and Dorian Llewellyn. It has all the tournament-level handling and performance Nautique is famous for, in a design that's also family-friendly.

The Ski Nautique 206 features an open bow and walk-thru floor plan that seats up to nine, with storage that lets you bring everything you need to spend all day on the water. Add a few options, like MP3 stereo inputs and a subwoofer mounted in the walk-thru, and you've got the ultimate in Nautique look, sound and feel, in the boat and behind it.

SKI NAUTIQUE 206

LENGTH OVERALL:
20' 6.75" / 6.27 m

LENGTH WITH PLATFORM:
22' 6.5" / 6.87 m

LIFTING RINGS SPACING:
19' 6.5" / 5.95 m

BEAM:
89.75" / 2.29 m

DRAFT:
24" / .61 m

APPROXIMATE DRY WEIGHT:
2,830 lbs / 1,284 kg

FUEL CAPACITY:
29 gal. / 109.8 l

MAXIMUM CAPACITY:
9 people or 1,210 lbs / 550 kg

HP RANGE:
275 to 436

GEAR REDUCTION RATIO:
1.22:1

(Lengths are estimates and can vary from options and equipment added.)



1. NEW SUBWOOFER. Mounted in the walk-thru wall, the premium subwoofer is built for unparalleled sound quality.
2. FLIP-UP OBSERVER'S SEAT STORAGE. Store skis, ropes and more in this perfectly-located storage area.
3. REAR TRUNK STORAGE. The 10 cu. ft. space features hinged butterfly doors for easy access from either side.
4. SPACIOUS BOW SEATING. Total seating for nine includes plush, comfortable seats for two adults in the bow.
5. CLARION STEREO SYSTEM. Nicely tucked inside its own storage compartment, with convenient on-dash controls.
6. COMFORTABLE, ERGONOMIC HELM. Controls and gauges are intuitive, fully adjustable seat includes lumbar support.

FOR MORE INFORMATION ON THE SKI NAUTIQUE 206 LOG ON TONAU.COM



The Ski Nautique 206 Teams Edition, featured in onyx black and thermal yellow. Team Nautique athlete Jarret Llewellyn.



SKI NAUTIQUE

Accelerating The Art Of Versatility.

At first glance, the Ski Nautique 216 reflects our unmatched reputation for quick acceleration and smooth performance and handling. It's capable of satisfying the watersports needs of all your family members – from hard core slalom skiing to novice wakeboarding.

A closer look reveals the Ski Nautique 216 is also big on family-focused amenities. Towels and gear go beneath the loveseat. Skis, ropes and PFDs go in the rear trunk, which holds up to 17 cubic feet of lockable storage, and is conveniently accessible right from the boarding platform or cockpit. Wakeboards and wakeskates store nicely in the optional spinner board racks, keeping the deck clutter free. The Ski Nautique 216. Built by our ski family for your ski family.

SKI NAUTIQUE 216

LENGTH OVERALL:
21' 6.5" / 6.57 m

LENGTH WITH PLATFORM:
23' 3.5" / 7.10 m

LIFTING RINGS SPACING:
20' 3" / 6.17 m

BEAM:
91" / 2.31 m

DRAFT:
24" / .61 m

APPROXIMATE DRY WEIGHT:
2,990 lbs / 1,356 kg

FUEL CAPACITY:
29 gal. / 109.8 l

MAXIMUM CAPACITY:
10 people or 1,325 lbs / 601 kg

HP RANGE:
275 to 400

GEAR REDUCTION RATIO:
1.23:1

FACTORY BALLAST CAPACITY:
308 lbs. / 140 kg

(All weights and capacities are maximums and not to be exceeded.)



1. ACCESSIBLE CONTROLS. Stereo controls are on the dash, Nautique Cruise Control is in the center of the steering wheel.
2. BUILT-IN COOLER. Keep your food and drinks on ice in this 19-quart, easy-access cooler built into the floor.
3. REAR TRUNK STORAGE COMPARTMENT. A full 17 cu. ft. of trunk storage, accessible from the back seat or the platform.
4. SPINNER BOARD RACKS. They rotate inside and out of the boat for easy storage and retrieval of your boards.
5. STEREO STORAGE COMPARTMENT. Premium sound system is accessible right from the observer's seat.
6. FLIP-UP OBSERVER'S SEAT STORAGE. Lifting the observer's seat reveals a large compartment for gear and clothing.

FOR MORE INFORMATION ON THE SKI NAUTIQUE 216 LOG ON TONAU -



The Ski Nautique 216 Team Edition, featured in oyster black and peridot green.



Unparalleled Quality At Every Step.
That's The Nautique Difference.




Nautique 30

Building Pride Into Every Boat.

At our newly minted manufacturing facility, we build Nautique boats in a work environment as visually stimulating as our world-renowned product.


1. Meticulous Production

We know that every investment we make in employee development is also an investment in you, our customer. Founded on sound continuous improvement philosophies like Lean Six Sigma, our employee development programs extend from top to bottom in the organization and are second to none in our industry.



2. Quality Management

Technology and innovation are not only hallmarks of our products, they are also part of our culture. Critical quality data is collected throughout the production processes and updated in real time. You can have confidence that your boat will perform with the reliability you have come to expect from Nautique.



3. Complete Inspection

Our T5 lighting and lifting bays give our employees the ability to literally see your boat in a whole new light. This innovation is just another example of how we are constantly improving, to ensure that you get a boat of phenomenal quality.



4. Attention To Detail

When it comes to ensuring the legendary quality of your Nautique, we put first things first. The hand-finish work that our in-house craftsmen apply to the surface of every mold is truly a labor of love. We know how important mold finish is to your satisfaction, and leave nothing to chance. Every mold must meet rigorous gloss-metering standards before it is sent to production.

[illegible]

PCM has the most comprehensive portfolio of emissions-friendly engines in the industry. Catanium™ CES is patent-pending catalyst technology that uses precious metals to create clean emissions and greatly reduce dangerous carbon monoxide gases. The new PCM Catanium™ Clean Emission System is available on all Nautique models, reducing emissions without diminishing performance.

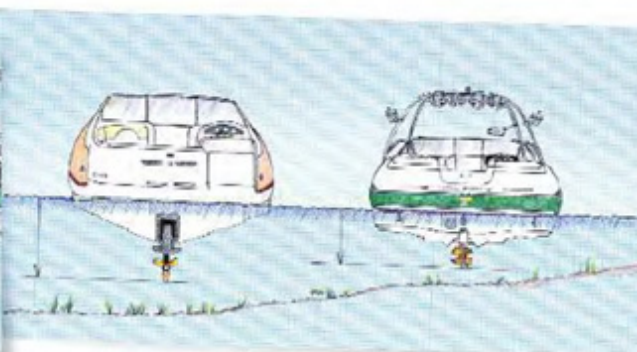
The Inboard Advantage.

If you've never considered the advantages inboard or V-drive power have over sterndrive power, consider the following. In safety, draft, reliability, performance and handling, sterndrives fall far short. Stern drives or I/Os, while popular in runabouts, use a lower drive unit that positions the propeller behind the swim platform, right next to the boarding ladder. Inboard or V-drive powered boats place the prop far forward of the transom. The benefits in peace of mind and performance make them far superior for safety and performance-conscious boaters who want to water ski and wakeboard.





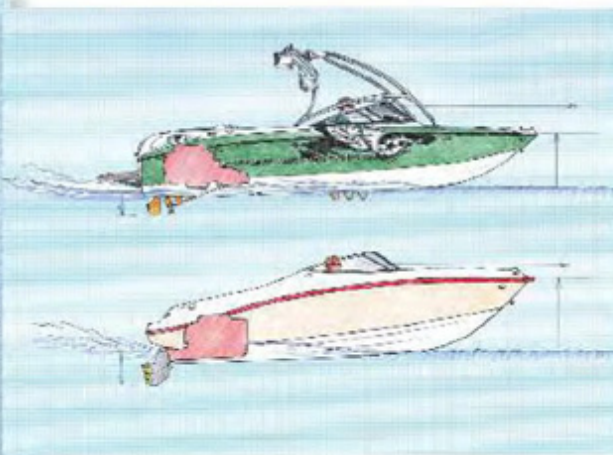
SAFETY.
The prop on an inboard or V-drive boat is located under the boat ahead of the rudder, allowing safer boarding from the swim platform.



DRAFT.
Because the draft of an inboard is less than a stern drive, it can be taken into relatively shallow water.



PERFORMANCE.
Compared to stern drives, inboard boats feature lower bow rise, faster planing, flatter wakes for skiing, ramper wakes for wakeboarding, enhanced power and superior tracking, handling and stability.



BOW RISE.
Stern drives require large, complex gear drive systems to transfer power to the prop, making maintenance more complicated and expensive.

Here You'll Find The Best Pro Athletes In The World.

It's easy to spot members of Team Nautique. They have a look of total confidence and fearless determination. Why? Because they've attached their rope to Nautique, with its advanced engineering and superior wake. To be one of the world's best pro athletes, get behind a Nautique. To see the world's best pro athletes, attend one of our many major events. Tournament after tournament, no other boat can match the ultimate wake of a Nautique. We build every boat as if it were on its way to tow the pros at the Masters...to win.



Rank	Name	Age	Team
1	John Smith	18	Callaway Gardens
2	Mike Johnson	19	Callaway Gardens
3	David Brown	20	Callaway Gardens
4	Chris White	21	Callaway Gardens
5	Tom Green	22	Callaway Gardens
6	Steve Black	23	Callaway Gardens
7	Paul Gray	24	Callaway Gardens
8	Mark Red	25	Callaway Gardens
9	Kevin Blue	26	Callaway Gardens
10	Robert Yellow	27	Callaway Gardens



Discover Everything We Have To Offer At Nautiques.com



Nautiques.com

Check out our website at Nautiques.com and start experiencing the Nautique Difference. Once on-board our Home Page, launch your computer to see all the newest boats in the Nautique lineup, complete with on-water videos, action photos and specs. Use our Build It page to build your ideal ski, wakeboard or crossover boat. Watch the Team Nautique pro athletes in action. Find your nearest Nautique dealer. Read the latest news from our e-newsletter and CEO blog. It's all there. Nautiques.com is totally customer focused and easy to navigate, showcasing the boats, their many industry-exclusive features, and the pros who use them.

FOR MORE INFORMATION VISIT NAUTIQUE.COM

TEAM NAUTIQUE
Checkout the Team Nautique pro athletes in action.

NAUTIQUE NATION
Learn about the latest updates, news and events from Nautique.



NAUTIQUE INSIDER
Here is your chance to be in direct communication with the President/CEO of Nautique.

HOME PAGE
Discover the newest boats in the Nautique lineup.

BUILD IT
Choose your colors, graphics and other options with ease.

With Hydro-Gate The Choice Is Yours.

Whether you like a small flat wake for skiing, a perfectly shaped trick table, or a large rampy wake for wakeboarding, the choice is yours. The Hydro-Gate™ is truly an all-in-one wake signature device. This innovation lets the driver tailor the running surface, providing you with the versatility of on-the-fly custom wake shapes. Nothing comes close to creating the best customizable wakes in the industry like Hydro-Gate™.



Hydro-Gate™.

The patented Hydro-Gate™ is a vertically positioned plate of stainless steel which controls the flow of water through the dispersion tunnel. The only one of its kind, the Hydro-Gate™ is the key feature that helps define the TSC2, TSC3 and Fusion hulls into the boats they are today. Meticulously placed lifting strakes, stepped reverse chines and a dispersion tunnel all work in conjunction with the Hydro-Gate™.



SPORTSHIFT™.

The *SPORTSHIFT*™, located within close reach of the driver's right hand, controls the Hydro-Gate™. A simple mechanical push-pull cable connects the *SPORTSHIFT*™ and the Hydro-Gate™. The operator can vary the engagement between slalom and wakeboard mode (1, 2, and 3 mode).




Navigate Through Rough Water Effortlessly


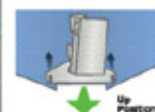
The Hydro-Gate™ minimizes the impact of rough water, allowing for consistent performance behind the boat. As the boat travels through choppy waters, the immediate application of the Hydro-Gate™ to the down position will reduce the occurrence of porpoising.

All-In-One Versatility


The change in position of the Hydro-Gate™ causes the pressure distribution on the hull bottom within the dispersion tunnel to change. In the down position, pressure is high for slalom causing lift. This minimizes the wake, effectively tailoring the wake shape and allows for a softer wake for the skier. Conversely, for wakeboarding the gate is in the up position. This minimizes the pressure to allow the stern of the boat to ride deeper in the water, which increases the wake size and improves the wake shape.



Up Position.
(#1-Wakeboard)



Down Position.
(#3-Slalom/Cruise)



Accessorize Your Ride.

We have an extensive list of options to choose from. Here are just a few options that are available on specific 2009 models.

FOR MORE INFORMATION ON YOUR STYLE OPTIONS LOG ON TO: NAUTIQUESS.COM



1. Launch Control System

This wake-altering system allows you to fill and drain your tank in less than four minutes. The Helm area provides you with Port, Starboard and Billy ballast tank gauges that are conveniently located for easy viewing.

2. Subwoofer

The subwoofer has been relocated which allows for improved audible and visual impact as well as additional storage under the love seat. *(New mounting locations: side console behind the driver's seat – 210, 211, 216V, 220, 230 and 236; starboard walk-thru wall – 206 and 216).*



3. Spinner Board Racks

Make storing and retrieving your boards effortless with these rotating, stainless steel board racks that fit wakeboards and wakeskates.

4. Fresh Water Flush

This easy-to-use and conveniently located fresh water flush allows you to keep your engine free of contaminants.

5. Polk Audio Tower Speakers

Our new and improved system offers unparalleled sound quality. They detail a black and silver speaker grill for improved aesthetic value.

6. Heater with 3-Speed Defroster

Keep your hands, feet and body warm with this multi-directional heater.



7. Clarion Hand Held Stereo Remote

Control your music from up to 50 feet away with this waterproof, wireless remote control.

8. Walk-Thru Composite Air Dam

This new walk-thru door allows you to effortlessly travel to and from the bow of the boat.

9. Pull-Out Cleats


Our Nautique branded custom pull-out cleats provide convenient locations to tie off your boat, both forward and aft.



10



13



7



11

13. Full Throttle Package

Accentuate your boat with a custom Nautique polished stainless steel windshield header, polished steering wheel with a custom throttle knob and a polished Hydro-Gate™.

14. Snap-In Crest Carpet

Our most elegant and durable snap-in floor carpet features a woven-in, 3-color design that matches the Super Air Griffin hull side graphic.

15. Removable Table

This removable table makes entertaining in your boat both convenient and comfortable.



8

10. Keyless Ignition


Never worry about misplacing your keys. This keyless ignition allows you to keep your boat secure with your own customized code.

11. Transom Underwater Docking Lights

LED lights mounted under the swim platform use internal temperature sensing to automatically adjust light output when not being cooled by water. They add both function and elegance to your Nautique.

12. Removable Lean Back

Add more aft facing comfort with this removable lean back.



14



12



15

Boat Gel Coat Style Options.

Your Boat. Your Choice. Make it Unique.

With hundreds of color combinations and nine different models to choose from, you can be as unique as you want to be.

GO ON-LINE AND BUILD YOUR BOAT AT NAUTIQUE.S.COM

SUPER AIR NAUTIQUE SERIES



SUPER AIR NAUTIQUE 210



SUPER AIR NAUTIQUE 220



SUPER AIR NAUTIQUE 230

CROSSOVER NAUTIQUE SERIES



CROSSOVER NAUTIQUE 211



CROSSOVER NAUTIQUE 216V



CROSSOVER NAUTIQUE 236

Boat Graphic Options.

Choose Your Style.

Once you have chosen your boat color, match it with one of these cutting-edge graphics.

TO SEE HOW YOUR GRAPHICS LOOK ON YOUR BOAT VISIT NAUTIQUE.COM

SKI NAUTIQUE SERIES



SKI NAUTIQUE 196



SKI NAUTIQUE 206



SKI NAUTIQUE 216



For Super Air Nautique 210, 220, and 230.



For Super Air Nautique 210, 220, and 230.



For Crossover Nautique 211, 216X, and 236.



For Crossover Nautique 211, 216X, and 236.



For Crossover Nautique 211, 216X, 236, Ski Nautique 206 and 216.



For Ski Nautique 196, 206, and 216.

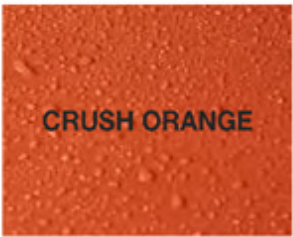


For Ski Nautique 196, 206, and 216.

Exterior Color Options.

Express Yourself. Choose To Be Colorful.

Each Nautique is a blank canvas. Nautique offers you thirteen vibrant colors to choose from. It's your choice to make it your own masterpiece.



Interior Color Options.

DASH POD COLOR OPTIONS




Create Your Perfect Color Combination.

With eighteen color options to choose from, you can make the perfect interior color combination. From the dash pod to the accent piping, your possibilities are endless.

INTERIOR COLOR SCHEMES AND SEAT BASE COLOR OPTIONS



ACCENT PIPING AND INTERIOR STRIPE COLOR OPTIONS



Standard and Optional Equipment (Super Air Nautique Series)

Customize your Nautique to the max with more options to choose from than ever. Standard (S), Optional (O) or Not Available (—)

SUPER AIR NAUTIQUE SERIES

CONSTRUCTION AND MATERIALS	210	220	230
5 Year Removable Fiberglass Warranty	S	S	S
Mar. Laminar Epibakery Vinyl or Fiberglass Trimmed & Stain Resistant Top Coat	S	S	S
Active Performance Matched CNC Propeller	S	S	S
AB Composite Construction	S	S	S
AB® Epoxy Vinyl Ester (Shoethrough AB and Deck Construction)	S	S	S
Composite Rear Engine Hatch, Locking (Power On)	S	S	S
Composite Rear Tank Storage Port & Structure	S	S	S
Composite Integrated Storage System	S	S	S
Automatic Bilge Pump	S	S	S
12 Gal. Drain System	S	S	S
Inverted 1/2" Mutter	S	S	S
Lower Aligned Underwater Gear	S	S	S
NADA Certified	S	S	S
Push Off Removable Stair & Floor Carpet (Solid Composite Material)	S	S	S
Premium High Efficiency 100-watt LED Floodlight System	S	S	S
WGA Approved Transomment Deckbolts	S	S	S

ENGINE	210	220	230
PCM® Adjust-A-Flex Mounts	S	S	S
PCM® Generation 3 Fuel Control Cell w/ Dual Port Pumps	S	S	S
PCM® In-Line 10 micron Fuel Filter	S	S	S
PCM® Modular Stainless Steel Bow Water Pump w/ Auto Reverse Segmented Exit System	S	S	S
PCM® 3 Year Warranty & Membership in the PCM Boatworks Club	S	S	S
PCM® Excavator™ 5.7 Liter V-6 Multi-Port EFI 343 hp	S	S	S
PCM® 28-400 G.O. (Liter V-6 Multi-Port EFI 400 hp) (included from other engines)	S	S	S
PCM® Excavator™ Outboard CTS 5.7 Liter V-6 Multi-Port EFI 343 hp	S	S	S
PCM® 28-400 Outboard CTS 6.0 Liter V-6 Multi-Port EFI 400 hp (included from other engines)	S	S	S
PCM® Power Plant® High Performance Transmission V-Drop 1:50:1 Gear Ratio	S	S	S

ENGINE OPTIONS	210	220	230
Battery, Single	S	S	S
Batteries, Dual w/ Selector Switch (S/N on Standard)	S	S	S
Dipless Shaft Packing	S	S	S
Free Exchanges, Automatic	S	S	S
Fresh Water Cooling (standard on PCM 28-400 (Liter Engine) (S/N on PCM 5.7 & 5.7 Outboard Engines)	S	S	S
Fresh Water Flush	S	S	S

SUPER AIR NAUTIQUE SERIES: 210, 220, 230

STANDARD: Includes Boarding Platform (Composite), Faria Analog Gauges, Keyed Ignition, Rocker Switches, Super Air Nautique Crest or Wing Graphic, Dipless Shaft Packing, Stereo System Level 1 (Clarion® CD/AM/FM Receiver w/ 4 Polk Audio Speakers and Dual Auxiliary Inputs, Nautique Cruise, Hydro-Gate™ w/SportShift™, Pull-Out Cleats (4) and Flip-Up Driver's Seat. The 210 includes Flip-Up Area Seating Portside and Stern Seat Removable/Reversible. The 220 includes Flip-Up Yoke.

210: Includes Storage/Country Lights, Faria Digital Gauges with Air/Water Temp Gauge, Depth Finder, Keyless Ignition, Boarding Platform (Composite), Super Air Nautique Crest or Wing Graphic, Hydro-Gate™ w/SportShift™, Dipless Shaft Packing, Digital Stereo Remote and Stereo System Level 1 (Clarion® CD/AM/FM Receiver w/ 4 Polk Audio Speakers and Dual Auxiliary Inputs, Pull-Out Cleats (4), Flip-Up Driver's Seat. The 210 includes a Flip-Up Area Seating Portside and Stern Seat Removable/Reversible. The 220 includes Flip-Up Yoke.

230: Includes Limited Edition Items plus Wake Package Two, Flight Control Tower 1, Flight Clips (Board Rack), Zero-Off GPS Speed Control, Power Prop, Stereo System Level 1 (Level 1 plus 600-Watt Polk Audio Amp, 10" Subwoofer and Rear Speakers) and Dual Batteries w/ Selector Switch. The 210 includes a Removable Lamin Back (Starboard).

INTERIOR	210	220	230
Air/Water Temp (S/N on Standard)	S	S	S
Nautique Cruise Speed Control	S	S	S
Carbon Steering Wheel w/ Shifter Knob	S	S	S
Depth Finder (S/N on Standard)	S	S	S
Faria® Analog Gauges, Key Ignition & Rocker Switches	S	S	S
Faria® Digital Gauges, Carbon Coated Keyless Ignition & Soft Touch Switches (S/N on Standard)	S	S	S
Flip-Up Driver's Seat	S	S	S
Rear View Mirror w/ Adjustable Bracket	S	S	S
Depend Roller Bearing Adjustable Steering Column	S	S	S
Zero-Off GPS Speed Control System	S	S	S

PERFORMANCE OPTIONS	210	220	230
Adjustable Tower Mount Bracket with Mirror (S/N on FCT3)	S	S	S
Factory Exhaust System (Wake Package Two or Two)	S	S	S
Flight Clips (Board Rack) (S/N on FCT3)	S	S	S
Flight Clips w/ Speakers (Board Rack)	S	S	S
Flight Control Tower - FCT1 (Standard) (Monitors & Pre-Wired) (S/N on FCT3) (S/N on FCT3) (S/N on FCT3)	S	S	S
Flight Control Tower - FCT2 (Painted Stainless Steel Tower & Pre-Wired) (S/N on FCT3) (S/N on FCT3) (S/N on FCT3)	S	S	S
Flight Control Tower - FCT3 (Painted & Pre-Wired) (S/N on FCT3) (S/N on FCT3) (S/N on FCT3)	S	S	S
Hydro-Gate™ w/SportShift™	S	S	S
Power Prop	S	S	S
Yoke Flip-Up	S	S	S
Rear Prop-Up Lift Bag/Yoke Control	S	S	S
Rocker, Teakable	S	S	S

STEREO OPTIONS	210	220	230
Audio Input Jacks	S	S	S
Clarion® Digital Stereo Remote Control (S/N on Standard)	S	S	S
Stereo System Level 1: Clarion® CD/AM/FM Receiver w/ 4 Polk Audio Speakers and Dual Auxiliary Inputs	S	S	S
Stereo System Level 2: Clarion® CD/AM/FM Receiver w/ 4 Polk Audio Speakers and Dual Auxiliary Inputs, 10" Subwoofer and Rear Speakers (S/N on Standard)	S	S	S
Stereo Remote, Key Fob w/ Holder (Mechanical and Parking)	S	S	S
Tower Speaker Prep Kit: Includes FCT3 Audio 251.2 amplifier and wiring harness (included w/ gear w/ tower speaker) (S/N on Standard & Pre-Wired) (S/N on FCT3)	S	S	S
Tower Speaker Prep Kit: Includes FCT3 Audio 251.2 amplifier and wiring harness (included w/ gear w/ tower speaker) (S/N on Standard & Pre-Wired) (S/N on FCT3)	S	S	S
Inner Speakers Level 1: 2 Polk Audio 6.5" Speakers w/ Pre-Wired and 251.2 Amplifier (S/N on Standard)	S	S	S
Inner Speakers Level 2: 2 Polk Audio 6.5" Speakers w/ Pre-Wired and 251.2 Amplifier (S/N on Standard)	S	S	S
FCT3 Rotating Speakers: Pair of 2 Polk Audio 6.5" Rotating Speakers w/ Pre-Wired and 251.2 Amplifier (S/N on Standard)	S	S	S
FCT3 Fixed Speakers: Pair of 2 Polk Audio 6.5" Fixed Speakers w/ Pre-Wired and 251.2 Amplifier (S/N on Standard)	S	S	S
FCT3 Combo Speakers: Pair of Rotating & Pair of Fixed Speakers, 4 Polk Audio 6.5" Rotating Speakers w/ Pre-Wired and 251.2 Amplifier (S/N on Standard)	S	S	S

EXTERIOR	210	220	230
Boarding Platform, Composite (S/N on Standard)	S	S	S
Board Lift (Ramp)	S	S	S
Commercial Dual Fuel Filter	S	S	S
Docking Lights w/ Stainless Steel Speed Lock or Standard	S	S	S
Double O-Ring Rubber Port w/ Grommet Fitting	S	S	S
Premium Color Placement (S/N on Standard)	S	S	S
Premium Color Placement (S/N on Standard)	S	S	S
Premium Color Placement (S/N on Standard)	S	S	S
Rubber Ladder Extensions	S	S	S
Rear Pull-Up Lift Bag (S/N on Standard) (S/N on FCT3) (S/N on FCT3)	S	S	S
Super Air Nautique Chromas: Choice of Wing or Crest Graphic	S	S	S
Teakwood Grab Rails	S	S	S
Teakwood Lift Ramps	S	S	S
Teakwood Underwater Docking Lights (S/N on Standard)	S	S	S

CONVENIENCE OPTIONS	210	220	230
12-Volt Receptacles	S	S	S
Back Seat, Removable/Reversible	S	S	S
Boarding Ladder Key	S	S	S
Box Work Three Filter Catches	S	S	S
Cargo Net Sun Pad	S	S	S
Cooler (S/N on Standard)	S	S	S
Cooler (Removable)	S	S	S
Cooler Access Door (S/N on Standard)	S	S	S
Crest Carpet	S	S	S
Floor Locker Storage	S	S	S
Full Throttle Upgrade Package (Includes Polished Teakwood Box Removable Anchor, Polished Steering Wheel, Teakwood Box Removable Anchor & Polished Box Removable Anchor)	S	S	S
Heater, 3-Speed with Defroster	S	S	S
Lower Deck Storage Port Side	S	S	S
Luna Back, Removable (S/N on Standard) (S/N on Standard)	S	S	S
Luna Back, Removable 2	S	S	S
Storage Seat, Extension	S	S	S
Pull-Out Cleats (4)	S	S	S
Rear White Inside Steel Oil Valve	S	S	S
Removable Engine Hatch Storage Tray	S	S	S
Stainless Steel Cap Holders	S	S	S
Stainless Steel Interior Grab Rails	S	S	S
Stainless Steel Custom Step Plates (S/N on FCT3)	S	S	S
Stem Seat Removable/Reversible	S	S	S
Storage/Country Lights (S/N on Standard)	S	S	S
Sun Pad Filter Catches	S	S	S
Table (Standard)	S	S	S
Teakwood Cover (S/N on Standard)	S	S	S
Under Deck Storage Compartments	S	S	S
Walk-Thru Air Duct Curtain	S	S	S
Walk-Thru Composite Air Duct	S	S	S
Walk-Thru Deck Seating	S	S	S
Walk-Thru Windshield	S	S	S
Wine Decanter	S	S	S
2-6 Rack (Available only on FCT3-210, FCT3-220, FCT3-230) (S/N on FCT3)	S	S	S



Standard and Optional Equipment (Crossover Nautique Series)

Customize your Nautique to the max with more options to choose from than ever. Standard (S), Optional (O) or Not Available (-)

CROSSOVER NAUTIQUE SERIES

	211	216V	236
CONSTRUCTION AND MATERIALS			
5 Year Transferable Powertrain Warranty	S	S	S
35 oz. Luxurious Upholstery Vinyl w/Bio-cide Treatment & Stain Resistant Top Coat	S	S	S
Active Performance Matched CNC Propeller	S	S	S
All Composite Construction	S	S	S
ABR® Epoxy Vinyl Ester (used throughout Hull and Deck Construction)	S	S	S
Composite Rear Engine Hatch, Locking (with the Lift)	S	S	S
Composite Rear Trunk Storage (Port & Starboard)	S	S	S
Composite Integrated Stringer System	S	S	S
Automatic Edge Pump	S	S	S
62 Oil Drain System	S	S	S
Invert-A-Flo® Muffler	S	S	S
Laser Aligned Underwater Gear	S	S	S
NMMA Certified	S	S	S
Push-Off Removable Snap-In Floor Carpet (Baked Carbonized Fibers)	S	S	S
Premium High Resiliency Bio-cide Treated Upholstery Foam	S	S	S
USA Waterside Approved Tournament Tonnage	S	-	-

	211	216V	236
ENGINES			
POM® Adjustable-Flex Mounts	S	S	S
POM® Generation 3 Fuel Control Cell w/Dual Fuel Pumps	S	S	S
POM® In-Line 10 Micron Fuel Filter	S	S	S
POM® Modular Stainless Steel Raw Water Pump w/Auto Tension Serpentine Belt System	S	S	S
POM® 3 Year Warranty & Membership in The POM Watersports Club	S	S	S
POM® Excaltor™ 5.7 Liter V-8 Multi-Port EFI 240 hp	S	S	S
POM® 2H-409 6.0 Liter V-8 Multi-Port EFI 409 hp w/Standard Fresh Water Cooling	-	O	O
POM® Excaltor™ Caterpillar CES 5.7 Liter V-8 Multi-Port EFI 240 hp	O	O	O
POM® 2H-409 Caterpillar CES 6.0 Liter V-8 Multi-Port EFI 409 hp w/Standard Fresh Water Cooling	-	O	O
POM® Power Plant® High Performance Transmission V-Drive 1.48:1 Gear Ratio	S	S	S

	211	216V	236
ENGINE OPTIONS			
Battery, Single	S	S	S
Batteries, Dual w/Selector Switch (not on standard)	-	O	O
Dripless Shaft Packing	S	S	S
Fire Extinguisher, Automatic	O	O	O
Fresh Water Cooling (standard on POM® 2H-409 & 6.0 Liter engine) (not on POM® 5.7 & 5.7 Caterpillar engines)	O	O	O
Fresh Water Flush	O	O	O

CROSSOVER NAUTIQUE SERIES: 211, 216V, 236

STANDARD: Includes Pull-Out Cleats (4), Boarding Platform (Composite), Hydro-Gate™ w/SportShift™, Nautique Graphics with Diamond Background, Faria Analog Gauges, Keyed Ignition, Nautique Cruise, Dripless Shaft Packing, Flip-Up Driver's Seat, Canton Stereo System w/4 Polk Audio Speakers w/line auxiliary input.

LIMITED: Includes Storage/Courtesy Lights, Faria Digital Gauges with Air/Water Temp Gauge, Depth Finder, Keyless Ignition, Hydro-Gate™ w/SportShift™, Boarding Platform (Composite), Cooler-Removable, Pop-Up Pylon, Nautique Graphics with Diamond Background, Pull-Out Cleats (4), Flip-Up Driver's Seat, Dripless Shaft Packing, Digital Stereo Remote and Stereo System Level I (Canton CD/AM/FM Receiver w/4 Polk Audio Speakers and Dual Auxiliary Inputs), Pop-Up Pylon and Pull-Up Transom Lift Ring on 216V.

TEAM: Includes Limited Edition items plus Wake Package Two, Flight Control Tower (FC1) on 210V and FC11 on 236, Flight Clips (Board Racks), Zero-Off GPS Speed Control, Dual Batteries w/Selector Switch, Power Prop, Stereo System Level II (Level I plus 500.4 Polk Audio Amp, 10" Subwoofer, and Bow Speakers), and Air Graphics.

	211	216V	236
HELM			
Air/Water Temp (not on standard)	-	S	S
Nautique Cruise Speed Control	S	S	S
Custom Steering Wheel w/Throttle Knob	S	S	S
Depth Finder (not on standard)	-	S	S
Faria® Analog Gauges, Key Ignition & Ratchet Switches	S	-	-
Faria® Digital Gauges, Custom Coded Keyless Ignition & Soft Touch Switches (not on standard)	-	S	S
Flip-Up Driver's Seat	S	S	S
Rear View Mirror w/Adjustable Bracket	S	S	S
Tapered Roller Bearing Adjustable Steering Column	S	S	S
Zero-Off GPS Speed Control System	-	O	O

	211	216V	236
PERFORMANCE OPTIONS			
Adjustable Tower Mount Bracket with Mirror (not on FC1)	O	-	O
Factory Ballast Tanks (Wake Package One or Two)	O	O	O
Flight Clips (Board Racks) (not on FC1)	O	-	O
Flight Clips w/Speakers (Board Racks)	O	O	O
Flight Control Tower-FC1 (Woodized Aluminum & Pre-wired) (S1000 Patents 5,979,350 and 6,142,111)	O	-	O
Flight Control Tower-FC2 (Polished Stainless Steel Tower & Pre-wired) (S1000 Patents 5,979,350 and 6,142,111)	O	-	O
Flight Control Tower-FC3 (Painted & Pre-wired) (S1000 Patents 5,979,350 and 6,142,111)	-	O	O
Hydro-Gate™ w/SportShift™	S	S	S
Power Prop	O	O	O
Pylon	S	-	-
Pylon Pop-Up	-	S	S
Rear Pop-Up Lift Ring/Pylon Combo	-	-	O
Rudder, Turnable	S	S	S

	211	216V	236
STEREO OPTIONS			
Audio Input Jacks	S	S	S
Auxiliary Inputs (211-1 input, MP3, Portable DVD and Audio Capabilities, w/Remote (not on 211))	-	S	S
Canton® Digital Stereo Remote Control	-	S	S
Stereo System Level I: Canton® HiFi/CD Receiver w/4 Polk Audio Speakers and Dual Auxiliary Inputs (211-1 Auxiliary Input DVD)	S	S	S
Stereo System Level II: Level I plus 500.4 Polk Audio Amplifier, 10" Subwoofer and Bow Speakers (not on standard)	-	O	O
Stereo Remote, Key Fob w/Holder (Waterproof and Floating)	-	O	O
Tower Speaker Prep Kit: Includes Polk Audio 250.2 amplifier and wiring harness (includes w/1 pair of tower speakers) (Requires Stereo Level II)	-	O	O
Tower Speaker Prep Kit II: Includes Polk Audio 500.4 amplifier and wiring harness (includes w/2 pair of tower speakers) (Requires Stereo Level II)	-	O	O
Tower Speakers Level 1: Alpha 2 (1 Pair), 2 Polk Audio 6 x 9 Speakers w/Crossover and 250.2 Amplifier	O	-	O
Tower Speakers Level 2: Alpha 2 (2 Pair), 4 Polk Audio 6 x 9 Speakers w/Crossover and 500.4 Amplifier	-	O	O
FC1 Rotating Speakers: Pair of 2 Polk Audio 6.5" Round Speakers w/Crossover and 250.2 Amplifier	-	O	O
FC1 Fixed Speakers: Pair of 2 Polk Audio 6.5" Round Speakers w/Crossover and 250.2 Amplifier	-	O	O
FC3 Combo Speakers: Pair of Rotating & Pair of Fixed Speakers, 4 Polk Audio 6.5" Round Speakers w/Crossover and 500.4 Amplifier	-	O	O

	211	216V	236
EXTERIOR			
Air Shield Graphic w/Chrome Outline (choice of 18 color back w/white)	O	O	O
Air Shield Graphic Chromax w/Scrutable Background	-	O	O
Boarding Platform, Composite (over cleat)	S	S	S
Bow Lift Ring(s)	S	S	S
Convenient Dual Fuel Fills	S	S	S
Docking Lights w/Stainless Steel Bezel (not on standard)	-	O	O
Double O-Ring Rubber Port w/Grease Fitting	S	S	S
Premium Color Placement Deck Stripe	-	S	S
Premium Color Placement Hull	-	O	O
Premium Color Placement (not on standard)	-	O	O
Rear Pull-Up Lift Ring (only not on Transom Mount Pop-Up Pylon)	-	-	O
Rudder Lube Extensions	S	S	S
Transom Grab Rails	S	S	S
Transom Lift Ring(s)	S	S	S
Transom Underwater Docking Lights (not on standard)	-	O	O

	211	216V	236
CONVENIENCE OPTIONS			
12 Pull Reciprocates	S	S	S
Deck Seat, Removable/Removable	-	O	O
Binding Lube Tray	-	O	O
Bow Walk-Thru Filter Cushion	O	O	O
Cooler (built in)	S	S	S
Cooler (removable)	-	S	S
Crest Carpet	-	O	O
Rear Locker Storage	S	S	S
Full Throttle Upgrade Package (includes Polished Stainless Steel Mechanical Hoses, Polished Steering Wheel, Throttle Knob & Polished Hydro-Gate if applicable)	-	O	O
Master, 3-Speed with Dash order	O	O	O
Lean Back, Removable (1 standard lean only)	-	O	O
Lean Back, Removable 2	-	O	O
Lounge Seat Extension	-	O	O
Pull-Out Cleats (4)	S	S	S
Raw Water Intake Shut Off Valve	S	S	S
Stainless Steel Cup Holders	S	S	S
Stainless Steel Interior Grab Rails	S	S	S
Stainless Steel Custom Step Plates (not on FC1)	-	O	O
Storage/Courtesy Lights	S	S	S
Sun Pad Filter Cushion	-	O	O
Table (crossover)	-	O	O
Transom Cover (not included)	O	O	O
Under Bow Storage Compartments	S	S	S
Walk-Thru Air Dam Cushion	O	-	O
Walk-Thru Composite Air Dam	-	O	O
Walk-Thru Bow Sealing	S	S	S
Walk-Thru Windshield	S	S	S
Waste Receptacle	-	O	O
Z-S Rack (available only on FC11-236, FC12-216V & 236) (not on FC1)	-	O	O

Standard and Optional Equipment (Ski Nautique Series)

Customize your Nautique to the max with more options to choose from than ever. Standard (S), Optional (O) or Not Available (-)

SKI NAUTIQUE SERIES

CONSTRUCTION AND MATERIALS	196	206	216
5 Year Transferable Promise Warranty	S	S	S
34 sq. Luxurious Upholstery Vinyl w/Skic-side Treated & Stain Resistant Top Coat	S	S	S
Acme Performance Matched CNC Propeller	S	S	S
All Composite Construction	S	S	S
AME® Epoxy Vinyl Ester (used throughout Hull and Deck Construction)	S	S	S
Composite Clam Shell Engine Box (Jet/Wake Lift)	S	S	S
Composite Rear Trunk Storage (Port & Starboard)	S	S	S
Composite Integrated Stringer System	S	S	S
Automatic Bilge Pump	S	S	S
EZ Oil Drain System	S	S	S
Hull Hugger® Muffler	S	S	S
Laser Aligned Underwater Gear	S	S	S
MMMA Certified	S	S	S
Push EGF Carport (Baked Continuous Flame)	S	S	S
Premium High Resiliency Skic-side Treated Upholstery Foam	S	S	S
USA Waterski Approved Tournament Towboat	S	S	-

ENGINES	196	206	216
PCM® Adjust-A-Flex Mounts	S	S	S
PCM® Generation 3 Fuel Control Cell w/Dual Fuel Pumps	S	S	S
PCM® In-Line 10 Micron Fuel Filter	S	S	S
PCM® Modular Stainless Steel Raw Water Pump w/Auto Tension Serpentine Belt System	S	S	S
PCM® 3 Year Warranty & Membership in the PCM Watersports Club	S	S	S
PCM® Pro Sport 5.0 Liter V-8 Multi-Port EFI 275 hp	S	S	S
PCM® Excelbait™ 5.7 Liter V-8 Multi-Port EFI 343 hp	O	O	O
PCM® 26-409 6.0 Liter V-8 Multi-Port EFI 409 hp (w/standard Fresh Water Cooling)	O	O	O
PCM® Pro Sport Catamaran CES 5.6 Liter V-8 Multi-Port EFI 275 hp	O	O	O
PCM® Excelbait™ Catamaran CES 5.7 Liter V-8 Multi-Port EFI 343 hp	O	O	O
PCM® 26-409 Catamaran CES 6.0 Liter V-8 Multi-Port EFI 409 hp (w/standard Fresh Water Cooling)	O	O	O
PCM® Power Plus® High Performance Transmissions Direct Drive 1:23:1 Gear Ratio	S	S	S

ENGINE OPTIONS	196	206	216
Battery, Single	S	S	S
Dripless Shaft Packing	O	O	O
Fire Extinguisher, Automatic	O	O	O
Fresh Water Cooling (Standard on PCM® 26-409 6.0 Liter Engine) (N/A on PCM® 5.0 & 5.7 Catamaran Engines)	O	O	O
Fresh Water Flush	O	O	O

SKI NAUTIQUE SERIES: 196, 206, 216

STANDARD: Includes Boarding Platform (Composite), Faria Analog Gauges, Keyed Ignition, Nautique Cruise, Pylon, Classic Ski Nautique Graphics, Rocker Switches and Flip-Up Driver's Seat.

LIMITED: Includes Storage/Courtesy Lights, Faria Digital Gauges with Air/Water Temp Gauge, Depth Finder, Keyless Ignition, Boarding Platform (Composite), Classic Ski Nautique Graphics, Pylon, Digital Stereo Remote and Stereo System Level I (Clarion CD/AM/FM Receiver w/4 Polk Audio Speakers and Dual Auxiliary Inputs), and Flip-Up Driver's Seat.

TEAM: Includes Limited Edition Items plus your choice of Zero-Off GPS Speed Control System or PerfectPass®, Stereo System Level II (Level 1 plus 500.4 Polk Audio Amp, 10" Subwoofer), The 206 and 216 includes Bow Speakers, Air Graphics, Flight Control Tower 1 and Flight Clips (Board Rack). The 216 includes Wake Package 1.

HELM	196	206	216
Air/Water Temp (N/A on Standard)	S	S	S
Nautique Cruise Speed Control	S	S	S
Custom Steering Wheel w/Throttle Knob	S	S	S
Depth Finder (N/A on Standard)	O	O	O
Faria® Analog Gauges, Key Ignition & Rocker Switches	S	S	S
Faria® Digital Gauges, Custom Coded Keyless Ignition & Soft Touch Switches (N/A on Standard)	S	S	S
Flip-Up Driver's Seat	S	S	S
PerfectPass® Team Edition Choice of PerfectPass® or Zero-Off	O	O	-
PerfectPass® - Smart Timer	O	O	-
PerfectPass® - Jump and Station Switch	O	O	-
Rear View Mirror w/Adjustable Bracket	S	S	S
Tapered Roller Bearing Adjustable Steering Column	S	S	S
Zero-Off GPS Speed Control System (Team Edition Choice of PerfectPass® or Zero-Off)	O	O	O

PERFORMANCE OPTIONS	196	206	216
Adjustable Tower Mount Bracket with Mirror	-	O	O
Factory Ballast Tanks (Wake Package One)	-	-	O
Flight Clips (Board Rack)	-	O	O
Flight Clips w/Spinners (Board Rack)	-	O	O
Flight Control Tower-ECT1 (Anodized Aluminum & Pre-wired) (US Utility Patents 5,979,360 and 6,162,818)	-	O	O
Hydro-Gate™ w/SportBait™	O	O	-
Pylon	S	S	S
Rudder, Tunable	S	S	S

STEREO OPTIONS	196	206	216
Audio Input Jacks (Auxiliary Inputs, MP3, Portable DVD and Audio Capabilities, w/Stereo Option Only)	S	S	S
Clarion® Digital Stereo Remote Control (N/A on Standard)	S	S	S
Stereo System Level I: Clarion® AM/FM/CD Receiver w/4 Polk Audio Speakers and Dual Auxiliary Inputs	O	O	O
Stereo System Level II: Level 1 plus 500.4 Polk Audio Amp, 10" Subwoofer and four Speakers (N/A on 196) (N/A on Standard)	O	O	O
Stereo Remote, Key Fob w/Folder (waterproof and floating)	O	O	O
Tower Speaker Prep Kit: Includes Polk Audio 250.2 amplifier and wiring harness (included w/7 pair of tower speakers) (N/A on Standard & Requires Stereo Level II)	-	O	O
Tower Speaker Prep Kit II: Includes Polk Audio 500.4 amplifier and wiring harness (included w/2 pair of tower speakers) (N/A on Standard & Requires Stereo Level II)	-	O	O
Tower Speakers Level I: Alpha 2 (1 Pair), 3 Polk Audio 6 x 9 Speakers w/Crossover and 250.2 Amplifier (N/A on Standard)	-	O	O
Tower Speakers Level II: Alpha 2 (2 Pair), 4 Polk Audio 6 x 9 Speakers w/Crossover and 500.4 Amplifier (N/A on Standard)	-	O	O

EXTERIOR	196	206	216
Air Shield Graphic w/Chrome Outline (Choice of Full Color Black or White)	-	O	O
Boarding Platform, Teak	O	O	-
Boarding Platform, Composite Silver Cloud	S	S	S
Bow Lift Ring(s)	S	S	S
Convenient Dual Fuel Fills	S	S	S
Double O-Ring Rudder Port w/Grease Fitting	S	S	S
Premium Color Placement (Deck)	O	O	O
Premium Color Placement (Hull)	O	O	O
Premium Color Placement (Platform) (N/A on Teak Platform)	O	O	O
Rudder Lube Extensions	-	-	S
Transom Grab Rails	S	S	S
Transom Lift Ring(s)	S	S	S
(Ski Nautique Chrome Outline w/Carbon Strand Accent Graphic w/Upgraded Gel Coat Pattern (No Structures) Choice of Full Color Black or White)	O	O	O
Transom Underwater Docking Lights (N/A on Standard)	O	O	O

CONVENIENCE OPTIONS	196	206	216
12-volt Receptacles	S	S	S
Binding Lube Tray	S	S	-
Bow Walk-Thru Filter Cushion	-	O	O
Cargo Nets	S	S	S
Cooler (Built-In)	-	-	S
Floor Locker Storage	-	S	S
Full Throttle Upgrade Package (Includes Polished Stainless Steel Windshield Header, Polished Steering Wheel, Throttle Knob & Polished Hydro-Gate if applicable)	O	O	O
Heater, 3-Speed with Defroster	O	O	O
Put-Out Cleats (4)	O	O	O
Raw Water Intake Shut Off Valve	S	S	S
Stainless Steel Cup Holders	S	S	S
Stainless Steel Custom Step Plates (N/A on Standard)	O	O	O
Stainless Steel Interior Grab Rails	S	S	S
Storage/Courtesy Lights (N/A on Standard)	S	S	S
Tonnau Cover (not included)	-	O	O
Tournament Low Seat Extension	-	O	-
Under Bow Storage Compartments	S	S	S
Walk-Thru Air Dam Curtain	-	O	O
Walk-Thru Bow Seating	-	S	S
Walk-Thru Windshield	O	S	S

Be Responsible.

Watersports Responsibility Code.

Be aware that there are elements of risk in boating, skiing and riding that common sense and personal awareness can help reduce. Know your ability level and stay within it. TO INCREASE YOUR ENJOYMENT OF THE SPORT FOLLOW THE "WATERSPORTS RESPONSIBILITY CODE"

- Familiarize yourself with all applicable laws, the risks inherent in the sport and the proper use of equipment.
- Know the waterways where you will be skiing or riding. Do not ski or ride in shallow water, near shore, docks, pilings, swimmers or other watercraft.
- Always have a person other than the boat driver as an observer and agree on hand signals before starting.
- Always wear a U.S. Coast Guard Type III (PFD) vest.
- Read your owner's manual and inspect your equipment prior to use.
- Ski or ride within your limits. Always ski or ride in control and at speeds appropriate for your ability.
- Always turn ignition off when anyone is near watercraft power drive unit.
- Carbon Monoxide (CO) poisoning from engine exhaust may cause injury or death. Never "platform drag" or touch a swim platform while the engine is running.
- Do not operate watercraft, ski or ride under the influence of alcohol or drugs.

FOR MORE INFORMATION LOG ON TO: www.wsia.net
Please remember to never drink and drive.

OUR PARTNERS.

Some of the companies that we work in conjunction with include:



Discover The Difference at Nautiques.com



Correct Craft, Inc.

14700 Aerospace Parkway • Orlando, Florida 32832 USA

Toll Free: 1-800-346-2092 • Telephone: 407-855-4141 • Fax: 407-851-7844 • E-mail: info@nautiques.com

www.nautiques.com