





Welcome To The Nautique Family.

Several times a week, my family is out on the water, having fun with our Nautique and watching others have fun boating, skiing and wakeboarding. Each time we're out and I talk to other boating families, one thing rings true: when it comes to towboats, there are two kinds of people – those who own a Nautique by Correct Craft, and those who aspire to own one.

Whether you're buying your first Nautique or your next Nautique, I guarantee you will experience four things:

Quality - Nautique design, engineering, materials and construction are second to none. You will see it in the showroom, and truly appreciate it on the water. Not only will the boat be top quality but so will your Nautiques dealer. How do I know this? From our customers – Nautiques by Correct Craft has been ranked "Highest in Customer Satisfaction with Ski and Wakeboard Boats, Five Times In A Row" by J.D. Power and Associates every year since the study began.

Value – A Nautique costs less than you might think. Their unsurpassed quality, innovative features, historically high resale value and industry-leading 5-Year Transferable Warranty truly make them an outstanding value!


Performance – For skiers and wakeboarders at all levels, hearing the name Nautique always sparks a smile. They know a Nautique outperforms every other towboat on the water, and that gives them the confidence to do their absolute best.

Fun – Whether it's a daybreak slalom run with your buddies or wakeboarding all day with friends and family, owning a Nautique provides a lifestyle that defines fun. Owning the best towboat on the water makes every slalom run smoother, every high-flying wakeboard trick easier, every outing with your friends and family that much more rewarding. And seeing your neighbors admire your boat, well that's fun too.

Correct Craft has an incredible heritage. For 83 years we have been building boats to the "Glory of God." The entire Correct Craft family is very excited to be building on this heritage by investing in our company to prepare for the future. Sure, we have won the awards, heard the accolades and set the world records, but we will never be satisfied. As you will see in our 2008 offering, we are doing what it takes today to make sure you, your family and your friends enjoy their new Nautiques for generations to come.

We invite you to tour our new, state-of-the-art facility in Orlando, Florida and share your experiences with us. When you own "the" world record towboat, you truly are a member of the Nautique family.

See you on the water!



"Therefore, if anyone is in Christ, he is a new creation; the old has gone, the new has come!" –2 Corinthians 5:17 (NIV)

The Only Boat Manufacturer That Gives You Total Satisfaction.

Best warranty. Best CSI. Highest satisfaction. At Correct Craft, our focus is not on selling the most towboats, just the best towboats. As a result, Nautiques have become the most sought after towboats in the world by the world's best skiers and wakeboarders, and now by you.

Highest In Customer Satisfaction Five Years Running.

Customer satisfaction isn't something you can hide behind glitzy advertising and hull graphics. It must be earned throughout the total experience of boat ownership. For over 80 years, Nautiques have led the towboat industry in performance, reliability and dependability.* That's not hype, it's fact - most recently demonstrated by the fact that Correct Craft has been ranked "Highest in Customer Satisfaction" by J.D. Power and Associates every year since the study was started in the marine industry five years ago.



Ranked "Highest in Customer Satisfaction with Ski and Wakeboard Boats, Five Times In A Row."

-by J.D. Power and Associates™

Our Owners Are The Real Winners.

The Best Keeps Getting Better.

Correct Craft is once again the recipient of the NMMA CSI award. Correct Craft was recognized for excellence in customer satisfaction in the Inboard Watersports category, as part of the NMMA's Customer Satisfaction Index (CSI) program.

The Marine Industry CSI Awards program actively measures customer satisfaction. Correct Craft has once again achieved this prestigious honor in customer satisfaction based on information provided by consumers purchasing a new boat between April 2006 and March 2007.



"It's exciting to know more than 70,000 boat buyers took time this past year to share their thoughts regarding satisfaction with the boats and engines they purchased," says Terry Leitz, NMMA director of CSI Programs. "No other program in the marine industry compares in terms of the depth of consumer input and richness of feedback provided."



An Industry-Exclusive. The 5-Year Transferable Warranty.



We Go To Great Lengths To Guarantee Our Boats.

World-class towboats of this quality deserve the world's best warranty. Nautiques by Correct Craft feature a 5-Year Transferable Warranty, the best in the marine industry. It includes free parts and labor on all qualified repairs for 5 years. There is no substitute for quality, and we stand behind the quality of our boats like no other manufacturer can. Because our goal is nothing less than your complete satisfaction and experience.



83 Years Of Unparalleled Quality And Innovation.

History Has Been Our Building Block.

In the history of any major industry, one name stands out as the driving force behind its very existence. In ski boats and wakeboard boats, that name is Walter C. Meloon, the founder of Correct Craft. In 1925, when "W.C." built his very first runabout, it was more than a handcrafted boat. It was 14 feet of American ingenuity. Over the next 83 years, Correct Craft built a reputation as the world's leading towboats with countless innovations and industry milestones, including the first tournament inboard ski boat, the first wakeboard boat and the first true "crossover" boat. Today, the family-owned company lives and works by the same philosophy first established by its founder: build the absolute best, world-class towboats and build them to the "Glory of God."



Industry Firsts Are What Keep Us At The Forefront.


Moving The Industry Forward Is What We Do Best.

Correct Craft is synonymous with core competitive water skiing and wakeboarding. Why? One word: innovation. Our list of industry firsts hasn't just advanced water sports, it revolutionized them. And in 2008, innovation keeps Nautiques way out in front.



Flight Control Tower (FCT).®

The most distinguishing feature of a wakeboard boat is the tower. And Correct Craft invented it. Back in 1997, the Air Nautique - our very first dedicated wakeboard boat - featured our revolutionary and patented Flight Control Tower®. It brought the sport of wakeboarding to new heights, and is still the sport's best design.



Hydro-Gate.™

Nautique boats put you in control of the wake using our patented Hydro-Gate™ system. The gate itself is a stainless steel plate that controls the flow of water out of the dispersion tunnel. The system's exclusive SPORTSHIFT™ lets you change the gate's position, controlling wake size and shape right from the cockpit, matching the needs and skill levels of individual skiers and wakeboarders.



Zero-Off GPS Speed Control System.

Another year, another innovation. For 2008, Correct Craft introduces the most advanced and high-tech speed control system in the industry. It's called Zero-Off, a GPS-based system that maintains preset speeds with incredible accuracy and is only available on a Nautique. Our Elite Slalom System eliminates the need for magnets and sensors, while our Wakeboard Cruise uses a simple interface with no adjustments required.

Customer Satisfaction Starts With Quality Construction.

The Difference Is More Than Skin Deep.

Imitation may be the sincerest form of flattery, but if another manufacturer tries to sell you a towboat by saying "It's built just like a Nautique," walk out the door. No one builds a boat like Nautiques but Correct Craft. Others have tried to copy our ski and wakeboard boats but so far they haven't even come close. Ask a Nautiques dealer. Ask the many tournament pros who compete behind our boats. Or simply ask another Nautique owner. They'll tell you the Nautiques difference is clear, in performance, wake, handling, reliability, durability and overall customer satisfaction. If other manufacturers want to build less than the absolute best towboat, we're not going to argue with them. Apparently, they don't think you need a boat this good. At Nautiques, we do.



Nobody Sweats The Details Like Correct Craft.



MOLD TOTAL PRODUCTIVE MAINTENANCE PROGRAM.

Nautiques have aggressive daily mold preparation and maintenance programs. Highly skilled craftsmen ensure the finish of each boat is of Class A Quality. We sweat the smallest details in our molds so you don't have to on your boat.



HULL TAPING OPERATION.

The multi-color hulls are only made possible due to the experience and techniques that we have perfected in our mold preparation and gel coating processes.



LAMINATION SKIN COAT.

Nautiques have highly skilled craftsmen that meticulously apply a critical skin coat prior to beginning the bulk lamination process. The process controls are scrutinized daily to ensure our boats are second-to-none for our customers.



STRINGER SYSTEM.

Working with our key supplier of stringer systems we have developed fixtures and tools to ensure each stringer is installed and glassed in the same way day in and day out with precision and accuracy only found in a boat manufactured by Nautiques.



MOLD PARTING.

We go to great lengths with our Mold Total Productive Maintenance Program to ensure that when the part gets to the Mold Parting process it is as simple as possible to ensure cosmetics of the boat and the tool are never compromised.



ENGINE INSTALLATION.

The precision and performance of our world-class boats that you've grown to love has only been made possible by having highly skilled engine installation technicians work closely with our strategic engine supplier.



DECK PREPARATION AND INSTALLATION.

No man is an island and that certainly applies to preparation of our decks for installation. It takes teamwork, patience, and safety to ensure a perfect fit for each boat we assemble.



WATER TEST.

Each boat we build goes to our private lake for a complete performance test on the water along with critical quality diagnostics checks to ensure our boats are at peak performance when you take delivery.



QUALITY IS CUSTOMER CARE.

Our Quality & Customer Care Manager leads a team of highly skilled technicians to ensure each boat we build has passed our rigorous quality control plans for your enjoyment on the water.

If It's Not A Nautique, You Better Pass.





Ski Series

Whether your goal is breaking the world slalom record or just skiing your personal best, the first thing you need is a Ski Nautique at the end of your rope.

Only then can you be assured of skiing behind a towboat with the softest wake and smoothest performance, not to mention more world records than all other boats combined.

Ski Nautique 196 // Ski Nautique 206

SKI NAUTIQUE 196

LENGTH W/O PLATFORM:
19' 5.25" / 5.92 m

OVERALL LENGTH:
21' 3.75" / 6.50 m

LIFTING RINGS:
18' 2" / 5.4 m

BEAM:
90.25" / 2.92 m

DRAFT:
22" / .56 m

WEIGHT CAPACITY:
2,640 lbs. / 1,198 kg

FUEL CAPACITY:
29 gal. / 109.8 l

SEATING CAPACITY:
6 people

HP RANGE:
275 to 390

GEAR REDUCTION RATIO:
1.23:1

**MAXIMUM FACTORY
BALLAST CAPACITY:**
N/A



The One That Started It All And Is Still Pulling Away.

The water is glass and you can't wait. The air is warming up and so is the engine inside you, because this is no ordinary day and the Ski Nautique 196 is no ordinary boat.

From day one, the Ski Nautique 196, with closed bow and exclusive TSC3™ hull, set the standard by which all other ski boats are measured - in performance, handling and what is considered by tournament pros as the ideal wake. The 196 is the Official Towboat for all IWSF World Water Ski Championships. And, thanks to the patented Hydro-Gate™ that lets you change wake signature right from the cockpit, it is "the" true, hardcore three-event ski boat.

One pass, one jump, one trick set and you know you'll be able to do your best because you're skiing behind the Ski Nautique 196, the boat that revolutionized the towboat industry, and is still pulling away.



- 1. REAR TRUNK STORAGE.**
This hinged butterfly lockable hatch has 10 cubic feet of easily accessible storage space.
- 2. HELM AREA.**
Designed with a fully adjustable seat with lumbar support and an ergonomically designed helm.
- 3. OVERSIZED GLOVE BOX.**
This lockable glove box offers an audio input jack with a 12 volt hot plug and will keep all valuables dry.
- 4. FLIP-UP OBSERVER'S SEAT STORAGE.**
Keep additional skis, ropes, vests and any other items you will need for a day on the water.

FOR MORE INFORMATION ON THE SKI NAUTIQUE 196 LOG ON TO:


www.nautiques.com



Per informazioni al 800



Per la vendita al pubblico, al dettaglio e all'export, si prega di contattare il proprio rivenditore autorizzato. Per la vendita all'export, si prega di contattare il proprio agente.



SKI NAUTIQUE 206

LENGTH W/D PLATFORM:
20' 6.75" / 6.27 m

OVERALL LENGTH:
22' 6.5" / 6.87 m

LIFTING RINGS:
19' 6.5" / 5.96 m

BEAM:
69.75" / 2.23 m

DRAFT:
24" / .61 m

WEIGHT CAPACITY:
2,630 lbs. / 1,284 kg

FUEL CAPACITY:
29 gal. / 109.8 l

SEATING CAPACITY:
9 people

HP RANGE:
275 TO 300

GEAR REDUCTION RATIO:
1.23:1

**MAXIMUM FACTORY
BALLAST CAPACITY:**
N/A



The Ski Boat That Lets The Whole Family Say "Hit It!"

If you want an ordinary wake, buy an ordinary ski boat. But if you want the softest, most crossable wake, plus an open bow, walk-thru design and plenty of storage, this is your ski boat—the Ski Nautique 206.

Gather your family, call your friends. The Ski Nautique 206 seats up to nine and is the ideal ski boat for pro athletes, recreational skiers and entire ski-loving families. It delivers the same world-class handling and performance of our tournament-dominating direct-drive boats, plus the family-friendly features you need to spend all day on the water.

Best of all, if your kids are begging to add wakeboarding to the family fun, you can equip your 206 with an optional Flight Control Tower®, complete with speakers and board racks. The Ski Nautique 206 is the pinnacle of pro-level performance and family fun. "Hit it!"



- 1. NAUTIQUE CRUISE SPEED CONTROL.**
This speed control system is easy to use and offers consistent speed with every pull.
- 2. REAR TRUNK STORAGE.**
This hinged butterfly lockable trunk has 10 cubic feet of storage space and mesh net bags to secure your items.
- 3. FLIP-UP OBSERVER'S SEAT STORAGE.**
Store skis, ropes and more in this well-located storage area beneath the observer's seat.
- 4. III-FLOOR COOLER.**
This 19-quart, self-draining cooler is located in the bow walk-thru for easy access from the cockpit and bow.

FOR MORE INFORMATION ON THE SKI NAUTIQUE 206 LOG ON TO:
www.nautiques.com



The Ski Nautique 206 Team Edition, finished in titanium grey, onyx black and silver cloud. Team Nautique athlete: Andy Mapple.



The Most Versatile Boats On The Water.





Crossover Series

Skiing, wakeboarding, cruising, tubing. Today's water-loving families want to do it all, and a Crossover Nautique is the answer. The key to all this versatility is our exclusive *SPORTSHIFT™* lever next to the throttle. It allows the driver to deploy the patented Hydro-Gate™ that changes wake size and shape, so you can customize the wake to each person's needs and skill level. This year, you can choose from four models in our Crossover Series. Every one features the best warranty on the water, ensuring your satisfaction as you ride your perfect wake.

Crossover Nautique 211 // Crossover Nautique 216 // Crossover Nautique 226
Crossover Nautique 236



CROSSOVER NAUTIQUE 211

LENGTH W/O PLATFORM:
20' 9" / 6.32 m

OVERALL LENGTH:
23' 1" / 7.04 m

LIFTING RINGS:
19' 8" / 5.99 m

BEAM:
93" / 2.36 m

DRAFT:
28" / 0.71 m

WEIGHT CAPACITY:
3,500 lbs. / 1,589 kg


FUEL CAPACITY:
38 gal / 143.8 l

SEATING CAPACITY:
9 people

HP RANGE:
275 to 390

GEAR REDUCTION RATIO:
1.48:1

**MAXIMUM FACTORY
BALLAST CAPACITY:**
625 lbs. / 284 kg



Families Want Quality Time. And This Is Their Quality Boat.

We call the Crossover Nautique 211 the ultimate crossover boat. Owners of the Crossover Nautique 211 call it the ultimate family boat. Either way, it is the single most popular boat we build.

It takes a special hull to create a true crossover boat that can deliver both a soft slalom wake and a serious wakeboard wake from one hull design. The 211 features our exclusive Fusion Hull in combination with Hydro-Gate™, which controls the water directed through the hull's strakes, creating different levels of lift and letting you control the wake's size and shape.

The Crossover Nautique 211 is the only V-drive USA Water Ski-certified to pull water ski tournaments. It is the only V-drive that can create launching power for wakeboarders at all levels of the sport. And like all our boats, it comes complete with the heritage, value and performance you expect from Correct Craft. Choose the Limited Edition or the Team Edition with Flight Control Tower®, 3-tank ballast and more.



- 1. REAR TRUNK STORAGE COMPARTMENT.**
The rear storage compartment is spacious for a boat and plenty of gear.
- 2. BOW WALK-THRU ACCESS DOOR.**
Designed for easy access to drinks or items stored under the observer's seat storage.
- 3. BUILT-IN COOLER.**
Keep your snacks cool and drinks cold in this easy-to-access cooler below the rear passenger seat.
- 4. OBSERVER'S SEAT STORAGE.**
This storage area can accommodate a cooler, skis, boards, ropes and more.

FOR MORE INFORMATION ON THE CROSSOVER NAUTIQUE 211 LOG ON TO:
www.nautiques.com



The Crossover Nautique 211 Team Edition, featured in moonraker yellow, midnight blue and silver cloud.



CROSSOVER NAUTIQUE 216

LENGTH W/O PLATFORM:
21' 6.5" / 6.57 m

OVERALL LENGTH:
23' 3.5" / 7.10 m

LIFTING RINGS:
20' 3" / 6.17 m

BEAM:
91" / 2.31 m

DRAFT:
24" / .61 m

WEIGHT CAPACITY:
2,990 lbs. / 1,357 kg


FUEL CAPACITY:
29 gal. / 109.8 l

SEATING CAPACITY:
10 people

HP RANGE:
275 to 390

GEAR REDUCTION RATIO:
1.23:1

**MAXIMUM FACTORY
BALLAST CAPACITY:**
308 lbs. / 140 kg



This Is Versatile Performance At Its Finest.

One glance and you know the Crossover Nautique 216 comes from a long line of quality ski boats from Correct Craft. One test ride and you'll discover it also hands you lightning-quick acceleration, smooth direct-drive performance and handling, plus plenty of family-friendly storage.

The Crossover Nautique 216 can be outfitted to match your family's precise watersports needs. Right off the showroom it's a superior ski boat. For the novice wakeboarders in your family, add a Flight Control Tower®. And to put a smile on the face of those who like to catch serious air, opt for the available ballast tanks.

Storing all that gear is easy in the 216. Stow the wakeboards and bulky gear under the loveseat, and slip water skis up to 70 inches long in the aft trunk, conveniently accessible right from the boarding platform. Correct Craft quality, performance, versatility and value. Now that's a crossover towboat at its finest.



- BUILT-IN COOLER.**
Keep your food and drinks on ice in this 19-quart, easy-access cooler built into the floor.
- FLIP-UP OBSERVER'S SEAT STORAGE.**
Below the observer's seat is a storage compartment with plenty of room for gear and clothing.
- SPINNER BOARD RACKS.**
These board racks rotate inside and out of the boat for easy storage and retrieval of your boards.
- REAR TRUNK STORAGE COMPARTMENT.**
The whole family will be happy with 17 cubic feet of lockable storage.

FOR MORE INFORMATION ON THE CROSSOVER NAUTIQUE 216 LOG ON TO:

www.nautiques.com



The Crossover Nautique 216 Team Edition, featured in canyon mist, onyx black and silver cloud.



CROSSOVER NAUTIQUE 226

LENGTH W/O PLATFORM:
22' 6.5" / 6.87 m

OVERALL LENGTH:
24' 9.5" / 7.56 m

LIFTING RINGS:
20' 11" / 6.38 m

BEAM:
96.5" / 2.45 m

DRAFT:
31" / .79 m

WEIGHT CAPACITY:
4,100 lbs. / 1,861 kg

FUEL CAPACITY:
51 gal. / 193.1 l

SEATING CAPACITY:
12 people

HP RANGE:
343 to 390

GEAR REDUCTION RATIO:
1.46:1

**MAXIMUM FACTORY
BALLAST CAPACITY:**
875 lbs. / 397 kg



Accelerating The Art of The Perfect Wake.

At Correct Craft, we drive our company much like we drive our boats - with passion and conviction. The result: boats that set the standard of what a towboat should be. Boats like this one.

Introducing the Crossover Nautique 226. A boat powered by a V-drive and a deep sidewalk that extends to the transom, creating a spacious interior with room for 12. A boat that's small enough to deliver nimble handling for skiing, wakeboarding and all your watersports, yet large enough to handle big water. In short, the Ideal family boat.

The beauty of the 226 is that you can take it as far as you want. You can customize it with the optional Full Throttle Package, which includes a premium windshield, black dash, brushed stainless steel steering wheel and more. Or go for the full wakeboard effect with the optional stainless steel Titan Tower, complete with speakers and board racks. The Crossover Nautique 226 accelerates the art of the perfect wake and gives your family the perfect go-anywhere, do anything boat.



- 1. DUAL BUCKET SEATING.**
Fully adjustable dual bucket swivel seat offers a 360-degree view, built-in cup holder and grab rail.
- 2. REAR TRUNK STORAGE COMPARTMENT.**
This lockable rear storage compartment is large enough to hold plenty of gear.
- 3. TRANSOM WALK-THRU.**
Move from the cockpit area to the boarding platform without interrupting anyone.
- 4. BOW SEATING.**
Comfort, safety and amenities are what make this bow seating area the best seat in the boat.

FOR MORE INFORMATION ON THE CROSSOVER NAUTIQUE 226 LOG ON TO:
www.nautiques.com



The Crossover Nautique 216 Team Edition, featured in onyx black and pistol red.



CROSSOVER NAUTIQUE 236

LENGTH W/O PLATFORM:
23' 1.5" / 7.05 m

OVERALL LENGTH:
25' 4.5" / 7.73 m

LIFTING RINGS:
22' 0.25" / 6.71 m

BEAM:
100.5" / 2.55 m

DRAFT:
29" / 74 cm

WEIGHT CAPACITY:
4,300 lbs. / 1,952 kg

FUEL CAPACITY:
51 gal. / 193.1 l

SEATING CAPACITY:
14 people

HP RANGE:
343 to 390

GEAR REDUCTION RATIO:
1.48:1

**MAXIMUM FACTORY
BALLAST CAPACITY:**
791 lbs. / 359 kg



The Boat That's Big On Satisfying Large Families.

Last year, we introduced the Crossover Nautique 236 and it took off...fast. The 236 is the largest boat in the Correct Craft lineup. It's big on family fun, seating up to 14 with amenities that are nothing short of extra large, like a removable 50-quart cooler and a built-in transom cooler accessible from the boarding platform.

The beauty of the Crossover Nautique 236 is that you can customize it to your family's idea of fun. Deploy the retractable stern pylon and you're ready for skiing and tubing. Outfit your 236 with a Flight Control Tower® and 791 pounds of optional ballast and you have a wakeboard boat like no other.

Best of all, the Crossover Nautique 236 has enough room to seat over a dozen of your closest friends. The interior is spacious, with seating designed for watersports-loving adults, while the helm makes you feel like you're driving the latest in automotive design. Ready for something big? Cross over to the Crossover Nautique 236.



- 1. BOW SEATING.**
This massive bow can accommodate everyone and has deep contoured seats with grab rails.
- 2. REAR TRUNK STORAGE COMPARTMENT.**
Hinged butterfly hatches make it easy to access your boards, gear and more.
- 3. OBSERVER'S SEAT STORAGE.**
Keep cockpit clutter-free by storing all your gear and stowable table in reach.
- 4. REAR CENTER TRANSOM WALK-THRU.**
This center walk-thru provides safety with a non-skid deck and optional sun pad filler cushion.

FOR MORE INFORMATION ON THE CROSSOVER NAUTIQUE 236 LOG ON TO:
www.nautiques.com




The Crossover Nautique 236 Team Edition, featured in vapor blue, onyx black and silver cloud.



Getting Big Air Is In Our Blood. And Now, Undoubtedly, It's In Yours.





Super Air Series

Want to know why some wakeboard enthusiasts are more enthusiastic than others? Two words: Air Nautique. Year after year, Nautique brings serious wakeboarders all the latest high-flying technology. We've been doing it ever since we launched the industry with our patented Flight Control Tower®. Today, our patented Hydro-Gate™ puts you in control of the wake. Keep it vertical for your "Heel-Side Off-Axis 720." Or deploy the *SPORTSHIFT*™, and make the wake rampy with a fast ride and extra speed, and throw down an "S-Bend Raley With Full 360." You can't beat the natural high of catching big air, and nothing does it better than an Air Nautique.

Super Air Nautique 210 // Super Air Nautique 220 // Super Air Nautique 230

SUPER AIR NAUTIQUE 210

LENGTH W/O PLATFORM:
21' / 6.40 m

OVERALL LENGTH:
23' 3.5" / 7.10 m

LIFTING RINGS:
19' 7" / 5.97 m

BEAM:
98" / 2.49 m

DRAFT:
25" / .71 m

WEIGHT CAPACITY:
3,800 lbs. / 1,725 kg

FUEL CAPACITY:
40 gal. / 151.4 l

SEATING CAPACITY:
10 people

HP RANGE:
343 to 390

GEAR REDUCTION RATIO:
1.48:1

**MAXIMUM FACTORY
BALLAST CAPACITY:**
773 lbs. / 351 kg



Our Standards Keep Getting Higher and Higher.

Load up on ballast and crank up your favorite CD. You are about to be launched by the legend - the boat that started the big-air revolution - the Super Air Nautique 210.

Last year we gave the 210 a new hull and a wider beam, creating a wake that's rampler and an interior that's roomier. This year, the 210 features a redesigned deck with sizzling style, including a trick new stern seat that can be faced forward or aft, folds down to create an entry step with cup holders and is removable. Change the wake in a heartbeat - right from the cockpit - with Hydro-Gate™, a Correct Craft exclusive.

There's also a new stern-mounted pop-up pylon. You want options? We've got all the latest, including the spanking new, polished stainless steel Titan Tower that's lighter and easier to fold down, plus a redesigned spinner rack, new lightweight tower speakers, and more.


Peak wakes with lips that kick, minimal trough, radical air. At Nautiques by Correct Craft, our standards just keep getting higher and higher.



- 1. REVERSIBLE STERN SEAT.**
NEW: This seat flips down to provide a non-skid step pad for easy access to the sundeck.
- 2. REVERSIBLE COCKPIT SEATING.**
NEW: This seating configuration provides comfortable seating for optimal viewing of the action behind the boat.
- 3. REAR TRUNK STORAGE AREAS.**
The lockable rear trunk storage compartments have an additional 8.25 cubic feet of storage.
- 4. OBSERVER'S SEAT STORAGE.**
This area contains a subwoofer, amplifiers, and a removable 36-quart cooler.

FOR MORE INFORMATION ON THE SUPER AIR NAUTIQUE 210 LOG ON TO:

www.nautiques.com



The official boat of the:

wake
games



The Super Air Nautique 210 Team Edition, featured in mint green and chocolate. Team Nautique athletes: Scott Byerly, Keith Lieberg, Jeff McKee and Brandon Thomas.



SUPER AIR NAUTIQUE 220

LENGTH W/O PLATFORM:
22' 1" / 6.73 m

OVERALL LENGTH:
24' 3" / 7.39 m

LIFTING RINGS:
20' 7.25" / 6.28 m

BEAM:
96" / 2.44 m

DRAFT:
29" / .74 m

WEIGHT CAPACITY:
4,070 lbs. / 1,847 kg

FUEL CAPACITY:
51 gal. / 193.1 l

SEATING CAPACITY:
12 people

HP RANGE:
343 to 390

GEAR REDUCTION RATIO:
1.48:1

**MAXIMUM FACTORY
BALLAST CAPACITY:**
775 lbs. / 352 kg



Two Words: Super Air.

You like long ropes and faster speeds. You grab your board and head for the platform. Your heart starts pounding like a jackhammer. You know that guts alone won't cut it here. You need 343 sizzling horsepower, long and firm wakes with a clean lip and no trough, and a 320-watt amp pushing a 10-inch subwoofer. You need the Super Air Nautique 220.

The 220 is adrenaline blended with luxury and performance. There are three seating areas for ultimaterosse comfort. The all-new, optional Titan Tower is polished stainless steel, lightweight and easy to old. Seating is totally transforming, with up to seven aft facing. Storage is cavernous. Ballast tanks are chamfered for easy board storage. There's even a new stern-mounted pop-up pylon. It's all here.

Do you want to customize your wake? Change it with our exclusive Hydro-Gate™, complete with a SPORTSHIFT™ lever that lets you shape the wake signature right from the cockpit. No wonder we named it Super Air.



- 1. REMOVABLE TRASH CAN/SEATABACK.**
This kitchen-sized removable trash can doubles as a rear-facing seatback.
- 2. REAR TRUNK ACCESS/STORAGE COMPARTMENT.**
Access storage for your board or gear without interrupting anyone on the sun pad.
- 3. ENGINE COMPARTMENT STORAGE.**
Three rear transom storage areas offer 3.5 cubic feet of storage.
- 4. OBSERVER'S SEAT STORAGE.**
Additional storage under the observer's seat offers a removable cooler and plenty of room to store gear.

FOR MORE INFORMATION ON THE SUPER AIR NAUTIQUE 220 LOG ON TO:
www.nautiques.com



SUPER AIR NAUTIQUE 230

LENGTH W/O PLATFORM:
23' 1.5" / 7.05 m

OVERALL LENGTH:
25' 4.5" / 7.73 m

LIFTING RINGS:
22' 0.25" / 6.71 m

BEAM:
100.5" / 2.55 m

DRAFT:
29" / .74 m

WEIGHT CAPACITY:
4,300 lbs. / 1,952 kg

FUEL CAPACITY:
51 gal. / 193.1 l

SEATING CAPACITY:
14 people

HP RANGE:
343 to 390

GEAR REDUCTION RATIO:
1.48:1

**MAXIMUM FACTORY
BALLAST CAPACITY:**
791 lbs. / 359 kg



This Is Customer Satisfaction In A Big Way.

The only people who could build a more radical towboat for recreational wakeboarding, just did. Introducing the Super Air Nautique 230.

Pros, rookies, everyone loves this boat for its big space, incredible drivability and, of course, the superior Nautique wake. The 230 kicks up nothing short of a pro-style wake with long transitions and a good solid tip with plenty of pop.

Ninety percent of Super Air buyers choose the Team Edition. And with good reason. On the Super Air Nautique 230 Team Edition you get all the serious, hardcore extras like Zero-Off, our GPS-based, super-accurate cruise control, totally tested by pros Shaun Murray and Jeff McKee. You can also upgrade to the Full Throttle Package, complete with premium windshield with stainless steel header, black dash, brushed stainless steering wheel and premium throttle knob.

At Nautiques by Correct Craft, we put the "big" in big air. And this year we took it to the extreme with the all-new Super Air Nautique 230.



- 1. ENGINE COMPARTMENT/STORAGE ACCESS HATCH.**
Effortless water strainer and easy-to-open rear storage for gear.
- 2. HELM AREA.**
This bold and stylish, ergonomically designed helm features an adjustable seat with swivel and lumbar support.
- 3. ARENA-STYLE SEATING/COCKPIT.**
With up to 6 aft facing seating areas, this spacious cockpit accommodates all your friends and family.
- 4. TRANSOM ACCESS COOLER.**
Get that last minute thirst quencher with this built-in, insulated, self-draining transom cooler.

FOR MORE INFORMATION ON THE SUPER AIR NAUTIQUE 230 LOG ON TO:

www.nautiques.com



The official boat of the:




The Super Air Nautique 230 Team Edition, featured in pericona green and silver cloud. Team Nautique athletes: Emily Copeland Durham, Danny Harf, Jimmy LaRiche, Shaun Murray, Shawn Watson and J.D. Webb.



Hydro-Gate™ Offers You All-In-One Versatility, On Demand.

Customizable To The Max.

Whether you like a small flat wake for skiing, a perfectly shaped trick table, or a large rampy wake for wakeboarding, the choice is yours. The Hydro-Gate™ is truly an all-in-one wake signature hull. This running surface allows you to have the versatility of on-the-fly custom wake shapes. Our competitors have tried to imitate our innovative technology by using trim tabs and hydrofoils, but nothing comes close to creating the best customizable wakes in the industry like the Hydro-Gate™.



Hydro-Gate.™

The patented Hydro-Gate™, the only one of its kind, is the key feature that helps define the TSC2, TSC3 and Fusion hulls into the boats they are today. Meticulously placed lifting strakes, stepped reverse chines and a dispersion tunnel all work in conjunction with the Hydro-Gate™. Since water is 859 times more dense than air, small incremental changes in the Hydro-Gate™ position result in profound changes to the boat's attitude and wake shape.



SPORTSHIFT.™

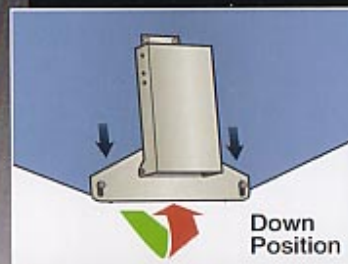
The SPORTSHIFT™, located within effortless reach of the driver's right hand, controls the Hydro-Gate™. The operator can vary the engagement between slalom and wakeboard mode (1, 2 and 3 mode). A simple mechanical push-pull cable connects the SPORTSHIFT™ and the Hydro-Gate™. The Hydro-Gate™ is a vertically positioned plate of stainless steel which controls the flow of water thru the dispersion tunnel.

The Choice Is Yours.

Whether you're a hard-core skier, rider or just a weekend warrior, the choice is yours. The change in position of the Hydro-Gate™ causes the pressure distribution on the hull bottom within the dispersion tunnel to change. In the down position, pressure is high for slalom causing lift. This minimizes the wake, effectively tailoring the wake shape and allows for a softer wake for the skier. Conversely, for wakeboarding the gate is in the up position. This minimizes the pressure to allow the stern of the boat to ride deeper in the water, which increases the wake size and improves the wake shape.

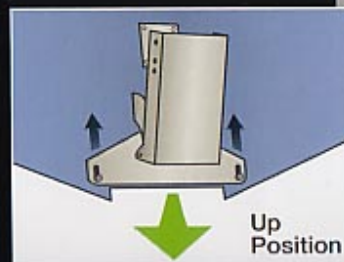
Down Position.

(#3-Slalom/Cruise)



Up Position.

(#1-Wakeboard)



The Inboard Advantage.

Safety Equals Peace Of Mind.

If you have never considered the advantages inboard or V-drive power have over sterndrive power, consider the following: in safety, draft, reliability, performance and handling, sterndrives fall far short. Sterndrives or I/Os, while popular in runabouts, use a lower drive unit that positions the propeller behind the swim platform, right next to the boarding ladder. Inboard or V-drive powered boats place the prop far forward of the transom. The benefits in peace of mind and performance make them far superior for safety and performance-conscious boaters who want to water ski and wakeboard.





SAFETY.
The prop on an inboard or V-drive boat is located under the boat ahead of the rudder, allowing safer boarding from the swim platform.



DRAFT.
Because the draft of an inboard is less than a sterndrive, it can be taken into relatively shallow water.



BOW RISE.
Sterndrives require large, complex gear drive systems to transfer power to the prop, making maintenance more complicated and expensive.



PERFORMANCE.
Compared to sterndrives, inboard boats feature lower bow rise, faster planing, flatter wakes for skiing, rampier wakes for wakeboarding, enhanced power and superior tracking, handling and stability.


Even Our Power Is Recognized By J.D. Power And Associates.



The Correct Choice.

As a leader in customer satisfaction, Correct Craft will settle for nothing less than the right propulsion systems. Our exclusive power provider is PCM®, the division of Pleasurecraft Engine Group that builds engines that meet the demanding needs of the watersports industry.

With unbeatable performance at low and top-end, outstanding durability and more features and benefits than can be found anywhere else, PCM® is the premium choice for inboard power. For over 30 years, Correct Craft and PCM® have partnered to provide our customers with the best on-the-water experience and it shows. Like Correct Craft, PCM® ranks "highest in customer satisfaction, in the J.D. Power and Associates 2007 Marine Engine Competitive Information Study."



ZR-6 6.0L V-8 390hp

Pound for pound, the ZR-6 is the strongest engine PCM® has ever built and the ultimate choice for premium power. Calibrated for the performance requirements of high-end water sports applications, the ZR-6 develops 390 horsepower.



Excalibur 5.7L V-8 343hp

The EX-343 is designed for all watersports applications. It's a 5.7 liter workhorse rated at 343 horsepower, with all the famous PCM® features and benefits, including outstanding high and low-end performance.




Pro Sport 5.0L V-8 275hp

The 5.0L V-8 is the ideal choice for standard power. It can develop 275hp and 305 foot-pounds of torque, and features multi-port fuel injection for instant starting and precise throttle response.

Like Correct Craft, PCM® "Ranks Highest In Customer Satisfaction With Inboard Gas Engines (Ski/Wake), Two Years In A Row."

Pleasurecraft Engine Group received the highest numerical score for EFI inboard gas engines in the proprietary J.D. Power and Associates 2006-2007 Marine Engine Competitive Information Study™. Study based on 8,238 total responses, and measures four EFI inboard gas engine brands and owner opinions of 2005 and 2006 model year boats registered June 2005-May 2006. Study results are based on experiences of owners surveyed September-October 2006. jdpower.com



The Power Plus Vee is the only transmission in the industry built specifically for the watersports application. Compact, durable and efficient.



Once installed in a Correct Craft, the engine rests on the PCM® exclusive Adjust-A-Flex engine mounts for smooth, vibration-free performance. The Adjust-A-Flex mounts incorporate heavy-duty stainless steel components and are the most robust in the industry and remain micro-adjustable for life.



The large, stainless water pump is an integral part of the engine, driven by the auto-tensioning serpentine belt. The extra-large impeller is easy to service.



The PCM® exclusive Fuel Control Cell includes a Racor® fuel filter to provide superior fuel filtration.

Accessorize Your Ride.

Make Your Nautique Even More Unique, With Plenty of Factory Options to Choose From.

You get to choose how sophisticated you want your Nautique to look. We have an extensive list of options to choose from. Here are just a few options that are available on specific 2008 models.

FOR MORE INFORMATION ON YOUR STYLE OPTIONS LOG ON TO: www.nautiques.com



LAUNCH CONTROL SYSTEM.

This wake-altering system allows you to fill and drain your tank in less than four minutes. The Helm area provides you with Port, Starboard and Belly ballast tank gauges that are conveniently located for easy viewing.



SPINNER BOARD RACKS.

Make storing and retrieving your boards effortless with these rotating, stainless steel board racks, styled with the Air Nautiques Board logo on the faceplate.



FOLD-IN POLISHED STAINLESS STEEL TOWER.

Titan Towers newest design emphasizes our boats. This effortless, 2-piece tower folds inside the boat, making it a breeze to raise or lower at any time (available only on the 210, 220, 226, 230 and 236).



FLIP-UP DRIVER'S BOLSTER SEAT.

Use this ergonomically designed seat to effortlessly adjust your field of vision.



FRESH WATER FLUSH.

This easy-to-use and conveniently located flush allows you to keep your engine free of contaminants.



HEATER WITH 3-SPEED DEFROSTER.

Keep your hands, feet and body warm with this multi-directional heater.



CLARION® HAND HELD STEREO REMOTE.
Control your tunes from up to 50 feet away with this waterproof, floating, wireless remote control.



KEYLESS IGNITION.
This worry-free, keyless ignition allows you to keep your boat secure with your own customized code, as well as never having to worry about misplacing your keys.



POLK/MOMO TOWER SPEAKERS (ALPHA 2).
These 6x9 inch three-way loudspeakers with external crossovers are marine certified. They are built tough to withstand the toughest environments.



REMOVABLE LEAN BACK.
Add more aft facing comfort with this removable lean back.



WASTE RECEPTACLE.
Keep your boat clean and trash-free, with this convenient walk-thru door access trash can.



PULL-OUT CLEATS.
The Nautique branded custom pull-out cleats make tying off effortless.



FULL THROTTLE PACKAGE.
Accentuate your boat with a custom Nautique polished stainless steel windshield header, black helm and console, polished steering wheel with chrome inserts and a custom throttle knob.



DOCKING LIGHTS.
These stainless steel bezel lights will allow you to maneuver safely in low light or low visibility.



STOWABLE TABLE.
This removable table makes entertaining in your boat classy and comfortable.

Boat Gel Coat Style Options.

Your Boat. Your Choice. Make it Unique.

With hundreds of color combinations and nine different models to choose from, you can be as unique as you want to be.

GO ON-LINE AND BUILD YOUR BOAT AT: www.nautiques.com

SKI



SKI NAUTIQUE 196



SKI NAUTIQUE 206

CROSSOVER



CROSSOVER NAUTIQUE 211



CROSSOVER NAUTIQUE 216



CROSSOVER NAUTIQUE 226



CROSSOVER NAUTIQUE 236

SUPER AIR



SUPER AIR NAUTIQUE 210



SUPER AIR NAUTIQUE 220



SUPER AIR NAUTIQUE 230

Boat Graphic Options.

Choose Your Style.

Once you have chosen your boat color, match it with one of these cutting-edge graphics.

TO SEE HOW YOUR GRAPHICS LOOK ON YOUR BOAT VISIT: www.nautiques.com



For Crossover Nautique 211, 216, 226 and 236.



For Super Air Nautique 210, 220 and 230.



For Super Air Nautique 210, 220 and 230 and Crossover Nautique 211, 216, 226 and 236.



For Super Air Nautique 210, 220 and 230 and Crossover Nautique 211, 216, 226 and 236.



For Ski Nautique 196 and Ski Nautique Open Bow 206.



For Ski Nautique 196 and Ski Nautique Open Bow 206.



For Super Air Nautique 210, 220 and 230.

Exterior Color Options.

Express Yourself. Choose To Be Colorful.

Each Nautique is a blank canvas. Nautiques offers you 13 vibrant colors to choose from. It's your choice to make it your own masterpiece.

SILVER CLOUD

(Standard Hull and Deck Color)

PATRIOT RED

CRUSH ORANGE

THERMAL YELLOW

**MOONRAKER
YELLOW**

NEW

MIDNIGHT BLUE

VAPOR BLUE

PERIDONA GREEN

MINT

NEW

NEW

ONYX BLACK

TITANIUM GREY

CANYON MIST

CHOCOLATE

NEW

Interior Color Options.

DASH POD COLOR OPTIONS






Create Your Perfect Color Combination.

With 19 color options to choose from, you can make the perfect interior color combination. From the dash pod to the accent piping, your possibilities are endless.

INTERIOR COLOR SCHEMES AND SEAT BASE COLOR OPTIONS



ACCENT PIPING AND TOP STRIPE COLOR OPTIONS



They're The Best In The World. And This Is Their Boat.

Podium Finish After Podium Finish. Now That's Winning Customer Satisfaction.

When you ride the industry's best towboat, like the members of Team Nautique, you reach places others cannot. Places measured in terms of confidence, performance, and flat-out dominance in your sport. The higher you go wakeboarding or the shorter your towrope skiing, the more you need the advanced engineering of Nautiques. Tournament after tournament, no other boat can match the ultimate wake of a Correct Craft. We build every Nautique as if it were on its way to tow the pros at The Masters...to win. We have the most passionate and the most "stacked" teams on the water. They're the best of the best, and Nautique by Correct Craft is their boat.



Correct Craft

RIDERS

AARON RATHY
BRANDON THOMAS
DANNY HARF
EMILY COPELAND DURHAM
GREGG NECRASON
J. D. WEBB
JEFFREY MCKEE
JIMMY LaRICHE
KEITH LIDBERG
MELISSA MARQUARDT
SCOTT BYERLY
SHAUN MURRAY
SHAWN WATSON

SKIERS

ANDY MAPPLE
BRANDI HUNT
CHRIS PARRISH
CLEMENTINE LUCINE
JARET LLEWELLYN
JASON McCLINTOCK
JASON SEELS
JEFF RODGERS
KYLE EADE
RHONI BARTON BISCHOFF
SCOT ELLIS
WHITNEY McCLINTOCK



Nautique Special Events.

Fun For Everyone!

We know that your weekends are filled with fun, family and friends on your Nautique. But, there are times that we bring the fun to a whole different level. One of our goals at Nautiques is to provide you with the best built boat so you and your family and friends can enjoy years and years of fun in your Nautique. The other is to let you enjoy a day filled with excitement and adventure. Whether you're at one of our many events that we sponsor like the Masters Water Ski & Wakeboard Tournament or any of our Owners Reunions like the SeaWorld of Texas Owners Reunion, we want you to be able to get together with other Nautique owners around the country and the world and enjoy a day with family - your Nautique family.

FOR MORE INFORMATION ON ALL OF OUR SPECIAL EVENTS VISIT: www.nautiques.com

Owners Reunion, Cedar Point



Owners Reunion, SeaWorld of Orlando



The Masters Water Ski and Wakeboard Tournament



Owners Reunion, SeaWorld of Texas



Air Nautiques Wake Games



Air Nautiques Wakeboard Nationals



Nautiques.com.

Your Link To The Best Boat In The World
Is Just A Click Away.

Whether you're entering to win a contest or you're building your dream boat, our web site will keep you informed of reunions and tournaments around the world and keep you up-to-date on the latest and greatest about the Nautique Nation.

FOR MORE INFORMATION VISIT: www.nautiques.com



GET THE INSIDE SCOOP.
Here is your chance to be in direct communication with the President/CEO of Nautiques by Correct Craft.



CALENDAR OF EVENTS.
Keep up-to-date on all of our events, boat shows and other functions.



BUILD-A-BOAT.
Choose your colors, graphics and other options with ease.

Standard and Optional Equipment (CROSSOVER SERIES)

Customize your Nautique to the max with more options to choose from than ever.

Standard (S), Optional (O) or Not Available (—)

CROSSOVER SERIES

	215	216	216	236
CONSTRUCTION AND MATERIALS				
5 Year Transomable Promise Warranty	S	S	S	S
34 oz. Exterior Spectacular Vinyl w/Bio-side Treated & Stain Resistant Top Coat	S	S	S	S
40 oz. DCF Floor Carpet	—	S	S	S
40 oz. DCF Removable Soap-In Floor Carpet	—	—	S	S
Acron Performance Matched CNC Propeller	S	S	S	S
All Composite Construction	S	S	S	S
ABE® Epoxy Vinyl Ester (Used on all Hull & Deck Construction)	S	S	S	S
Composite Clear Shell Engine Box (Patented US)	—	—	—	—
Composite Rear Engine Hatch, Locking (Patented US)	S	S	S	S
Composite Rear Trunk Storage (Patented US)	S	S	S	S
Composite Integrated Storage Systems	S	S	S	S
Automatic Edge Pump	S	S	S	S
17 Oil Drain System	S	S	S	S
Hull Bopper® Mattix	—	S	S	S
Inverts Flip® Mattix	S	S	S	S
Lease Aligned Underwater Goss	S	S	S	S
NMMA Certified	S	S	S	S
Pressure High Resiliency Bio-side Treated Upholstery Foam	S	S	S	S
USA Water Ski Approved Tournament Towboat	S	—	—	—

	215	216	216	236
ENGINES				
PCM® Adjust-A-Flex Mounts	S	S	S	S
PCM® Generation 3 Fuel Control Oil w/Dead Fuel Passage	S	S	S	S
PCM® 10 Liter 10 Minute Fuel Filter	S	S	S	S
PCM® Modular Stainless Steel Raw Water Pump w/Data Tension Serpentine Belt System	S	S	S	S
PCM® 3 Year Warranty & Membership in the PCM Mail-order Club	S	S	S	S
PCM® Pro-Sport 5.0 Liter V-6 Multi-Port EFI 235 hp	—	—	—	—
PCM® Escalade 5.7 Liter V-8 Multi-Port EFI 343 hp	—	—	—	—
PCM® ZR 6.6 Liter V-8 Multi-Port EFI 300 hp (Intermittent Raw Water Cooling)	—	—	—	—
PCM® Power Plant® High Performance Transmission Direct Drive 1:23.1 Gear Ratio	—	—	—	—
PCM® Power Plant® High Performance Transmission V-Drive 1.46:1 Gear Ratio	—	—	—	—
PCM® Power Plant® High Performance Transmission V-Drive 1.46:1 Gear Ratio	—	—	—	—
PCM® Power Plant® Vee 5.0 Liter V-6 Multi-Port EFI 235 hp	—	—	—	—
PCM® Power Plant® Vee 5.7 Liter V-8 Multi-Port EFI 343 hp	—	—	—	—
PCM® Power Plant® Vee 6.6 Liter V-8 Multi-Port EFI 300 hp (Intermittent Raw Water Cooling)	—	—	—	—

	215	216	216	236
ENGINE OPTIONS				
Batteries, Dual w/Selector Switch (Not on Standard)	—	—	—	—
Engine Parking Guard	—	—	—	—
Fuel Extinguisher, Automatic	—	—	—	—
Fresh Water Cooling (Standard on PCM® Vee 6.6 Liter Engine)	—	—	—	—
Fresh Water Flush	—	—	—	—

CROSSOVER SERIES

STANDARD: Includes Bowding Platform (Composite), Pylone (Pop-up Pylone 236 Only), Nautique Cruise Speed Control, Nautique Graphics, Faria Analog Gauges, Keyed Ignition and Rocker Switches.

LIMITED: Includes Pull-Out Cleats 2 (Midship), Storage Courtesy Lights, Air/Water Temp Gauge, Depth Finder, Bowding Platform (Composite), Pylone (Pop-up Pylone 236 Only), Nautique Graphics, Faria Digital Gauges w/Keyless Ignition, Digital Stereo Remote and Level II Clarion Stereo w/4 Polu-MIMO Speakers.

TEAM: Includes Limited Edition Items Plus, Wake Package Two, Flight Clips (Board Racks), Bow Speakers, Dual Batteries w/Selector Switch, Flight Control Tower (not standard), Team Prop, Flip-Up Driver's Seat, Level II Clarion Stereo Upgrade, Zero-GT GPS Speed Control and Air Graphics.

	215	216	216	236
HELM				
Air/Water Temp (Not on Standard)	S	S	S	S
Nautique Cruise Speed Control	S	S	S	S
Custom Steering Wheel w/Throttle Knob	S	S	S	S
Depth Finder (Not on Standard)	S	S	S	S
Faria® Analog Gauges, Key Ignition & Rocker Switches	S	—	—	—
Faria® Digital Gauges, Custom Colored Keyless Ignition & Soft Touch Switches (Not on Standard)	S	S	S	S
Flip-Up Driver's Seat	—	—	—	—
Rear View Mirror w/Adjustable Dashboard	S	S	S	S
Zero-GT GPS Speed Control System (Patented US)	—	—	—	—

	215	216	216	236
PERFORMANCE OPTIONS				
Adjustable Bow Mount Docking Winch	—	—	—	—
Board Racks with Spacers	—	—	—	—
Factory Ballast Tanks (Hull Package One or Two)	—	—	—	—
Flight Clips® (Electro-Polished) (Pat)	—	—	—	—
Flight Control Tower®	—	—	—	—
Flight Control Tower® (Patented US) (Design Patent 6,999,992; U.S. Pat. 6,999,992)	—	—	—	—
Flight Control Tower® (Patented US) (Design Patent 6,999,992; U.S. Pat. 6,999,992)	—	—	—	—
Hydro-Glide™ w/SportsShift™	—	—	—	—
Power Prop	—	—	—	—
Team Prop	—	—	—	—
Pylone (Pop-up 236 Only)	—	—	—	—
Team Static Board Racks (Available on Team Series Only)	—	—	—	—

	215	216	216	236
STEREO OPTIONS				
Audio Input Jacks w/10 Pin Plug	S	S	S	S
AMP/10 Pin 100 Digital Cables & 100 Digital Cables w/100 Pin Plug	—	—	—	—
Bow Speakers (Patented US) w/100 Pin External Amp (Not on Standard)	—	—	—	—
Clarion® Digital Stereo Remote Control (Not on Standard)	—	—	—	—
Clarion® Stereo System Level 1:	—	—	—	—
AMP/100 Multi-Media Controller, Clarion® 100, 4 Polu-MIMO Speakers w/Custom Stereo Adjustment, Subwoofer & 100 Pin External Amp (Not on Standard)	—	—	—	—
Clarion® Stereo System Level 2:	—	—	—	—
AMP/100 Multi-Media Controller, Clarion® 100, 4 Polu-MIMO Speakers w/Custom Stereo Adjustment, Subwoofer & 100 Pin External Amp (Not on Standard)	—	—	—	—
Stereo Remote, Key Fob with Holder	—	—	—	—
Tower Speaker Racks (Available on Team Series Only)	—	—	—	—
Team Speakers Level 1:	—	—	—	—
Alpha 2 (2 Pair) 2 Polu-MIMO 600 Speakers w/Clarion® w/100 Pin External Amp	—	—	—	—
Team Speakers Level 2:	—	—	—	—
Alpha 2 (2 Pair) 4 Polu-MIMO 600 Speakers w/Clarion® w/100 Pin External Amp (Not on Standard)	—	—	—	—

	215	216	216	236
EXTERIOR				
Air Graphics	—	—	—	—
Air Shield Graphics w/Clarion® Outline (Choice of 10 Color Schemes or More)	—	—	—	—
Bowding Platform, Composite (Patented US)	S	S	S	S
Clear LRT Ropes	S	S	S	S
Convenient Dead Fuel Filter	S	S	S	S
Custom Color Placement (Patented US)	—	—	—	—
Docking Lights w/Stainless Steel (Patented US) (Not on Standard)	—	—	—	—
Double O-Ring Buckle Port w/Custom Fitting (2 Series include Double O-Ring Fittings)	S	S	S	S
Exterior Grab Rails	S	S	S	S
Exterior LRT Ropes	S	S	S	S
Rear Lifting Eyes	—	—	—	—

	215	216	216	236
CONVENIENCE OPTIONS				
12-Volt Receptacles	S	S	S	S
Bench Seat, Removable/Reversible	—	—	—	—
Bow Walk-Thru Tiller Console	—	—	—	—
Cargo Nets	—	—	—	—
Cargo Net-Sun Pad	—	—	—	—
Cockle (Patented US)	—	—	—	—
Cockle (Removable)	—	—	—	—
Cockle Access Door (Bow Walk-Thru)	—	—	—	—
Dead Battery Package	—	—	—	—
Floor Locker Storage	S	S	S	S
Full Throttle Upgrade Package (Includes Polished Stainless Steel Deadbolt, Header, Stack, Helm & Console, Polished Steering Wheel & Throttle Knob)	—	—	—	—
Header, 3-Speed with Detachable	—	—	—	—
Jump Seat	—	—	—	—
Lean Back, Removable 2	—	—	—	—
Pull-Out Cleats, Mid-Ship (2)	—	—	—	—
Pull-Out Cleats, Stern (2)	—	—	—	—
Rear Water Intake Shut Off Valve	—	—	—	—
Stainless Steel Cap Holders	—	—	—	—
Stainless Steel Inboard Grab Rails	—	—	—	—
Stainless Steel Custom Step Plates (Not on Standard)	—	—	—	—
Storage/Courtesy Lights	—	—	—	—
Table (Patented US)	—	—	—	—
Teamware Cover (Patented US)	—	—	—	—
Under Bow Storage Compartments	S	S	S	S
Walk-Thru Air Deck Custom	—	—	—	—
Walk-Thru Air Deck w/Retractable Door	—	—	—	—
Walk-Thru Bow Seating	—	—	—	—
Walk-Thru Windshield	—	—	—	—
Waste Receptacle Assembly	—	—	—	—

Standard and Optional Equipment (SUPER AIR SERIES)

Customize your Nautique to the max with more options to choose from than ever.

Standard (S), Optional (O) or Not Available (-)

SUPER AIR SERIES

CONSTRUCTION AND MATERIALS	210	220	230
5 Year Transferable Promise Warranty	S	S	S
34 oz. Tearless Upholstery Vinyl w/10-1/2" Side Band & Reinforced Top Coat	S	S	S
40 oz. DCF Removable Step-In Floor Carpet	S	S	S
Acrylic Performance Matched CNC Propeller	S	S	S
All Composite Construction	S	S	S
AMC® Epoxy Vinyl Ester (Available in Hull & Deck Construction)	S	S	S
Composite Rear Engine Hatch, Locking (Factory Ltd)	S	S	S
Composite Rear Trunk Storage (2014 & 2015 Only)	S	S	S
Composite Integrated Storage System	S	S	S
Automatic Edge Pump	S	S	S
EZ Oil Drain System	S	S	S
Inertia-Rich Stabilizer	S	S	S
Lower Aligned Underwater Gear	S	S	S
MMMA Certified	S	S	S
Premium High-Resilience 10-1/2" Side Band Upholstery Foam	S	S	S

ENGINES	210	220	230
PCM® Adjust-A-Flex Mount	S	S	S
PCM® Generation 3 Fuel Control Valve Dual Fuel Pumps	S	S	S
PCM® In-Line 50 Micron Fuel Filter	S	S	S
PCM® Modular Stainless Steel Raw Water Pump w/Auto Sensing Suspension Belt System	S	S	S
PCM® 3 Year Warranty & Membership in the PCM Motorsports Club	S	S	S
PCM® Power Plant® High Performance Transmission Y-Drive 1.45 Motor Ratio	S	S	S
PCM® Power Plant® Two 5.7 Liter V-6 Multi-Port (113.5) hp	S	S	S
PCM® Power Plant® Verado Liter V-8 Multi-Port (181.3) hp (not available on 2014 model)	S	S	S

ENGINE OPTIONS	210	220	230
Batteries, Dual w/Selector Switch (not on Standard)	S	S	S
Digital Fueling Gauge	S	S	S
Fuel Collapsing, Automatic	S	S	S
Fresh Water Cooling (Standard on PCM 230 & 240 Only)	S	S	S
Fresh Water Hoses	S	S	S

HULL	210	220	230
Air/Vapor Temp (not on Standard)	S	S	S
Nautique Cruise Speed Control	S	S	S
Custom Steering Wheel w/Throttle Knob	S	S	S
Depth Finder (not on Standard)	S	S	S
Fan® Analog Gauges, Key Ignition & Rocker Switches	S	S	S
Fisher® Digital Gauges, Custom Coded Keyless Ignition & Rocker Switches (not on Standard)	S	S	S
Flip-Up Driver's Seat	S	S	S
Rear View Mirror (Adjustable Inboard)	S	S	S
Zero-DB GPS Speed Control System (not on Standard)	S	S	S

PERFORMANCE OPTIONS	210	220	230
Adjustable Tower Mount Bracket (not on Standard)	S	S	S
Board Racks with Spacers	S	S	S
Factory Bolted Brakes (Brake Package One or Two)	S	S	S
Flight Ops® Electro-Polished (Plat)	S	S	S
Flight Control Tower®	S	S	S
Flight Control Tower® Silver Polished Stainless Steel (not on Standard)	S	S	S
Hydro-Gate™ w/SpotShift™	S	S	S
Power Prop	S	S	S
Swan Prop	S	S	S
Top-Up Pylon	S	S	S
Twin Static Board Racks (not on Standard)	S	S	S

STERO OPTIONS	210	220	230
Audio Input Jacks w/Hot Plug	S	S	S
DPS® Portable LTD, Digital Remote & 1/2" Subwoofer w/Remote (not on Standard)	S	S	S
Board Speakers (not on Standard)	S	S	S
Chrysler® Digital Stereo Remote Control (not on Standard)	S	S	S
Clarion® Stereo System Level 1: (Standard, 100 Watt, 6 Disc, 100 Watt, 4 x 100W) Speakers w/Custom Speaker Mounting	S	S	S
Clarion® Stereo System Level 2: (AM/FM/CD, 100 Watt, 6 Disc, 100 Watt, 4 x 100W) Speakers w/Custom Speaker Mounting, Subwoofer & 200 Watt Stereo Amp (not on Standard)	S	S	S
Stereo Remote, Key Fob w/Throttle	S	S	S
Tower Speaker Ready (includes 100 Watt Amp & Speaker Mounting)	S	S	S
Tower Speakers Level 1: (Amplified, 200 Watt, 2 x 100W) 400 Watt Stereo Amp & 100 Watt Stereo Amp	S	S	S
Tower Speakers Level 2: (Amplified, 200 Watt, 2 x 100W) 400 Watt Stereo Amp & 100 Watt Stereo Amp	S	S	S

EXTERIOR	210	220	230
Air Graphics	S	S	S
Air Shield Graphics w/Custom Outline (Check w/Flat Deck Area w/Option)	S	S	S
Boarding Platform, Composite (not on Standard)	S	S	S
Box Lid Ramps	S	S	S
Convenient Fuel Filler	S	S	S
Custom Color Placement (not on Standard)	S	S	S
Docking Lights w/Stainless Steel (not on Standard)	S	S	S
Double O-Ring Rubber Port w/Custom Fitting (not on Standard)	S	S	S
Traverse Grab Rails	S	S	S
Rear Lifting Eyes	S	S	S
Rear Pull Up Lift Ring (not on Standard)	S	S	S
Super Air Nautique Crest Graphic	S	S	S

CONVENIENCE OPTIONS	210	220	230
12-Volt Receptacles	S	S	S
Beach Seat, Removable/Removable	S	S	S
Box Lid Thru Hull Cockpit	S	S	S
Carpet Mat Box Pad	S	S	S
Cooler (not on Standard)	S	S	S
Cooler (Standard)	S	S	S
Cooler Access Door (not on Standard)	S	S	S
Flip-Up Seat Back	S	S	S
Floor Locking Storage	S	S	S
Full Console Upgrade Package (includes: Reclining Storage Tray w/Adjustable Mount, Dual 100W & 200W, 100W Stereo Amp & 100W Subwoofer)	S	S	S
Reclining, 2-Speed with Detachable	S	S	S
Level Deck Storage Port Side	S	S	S
Level Deck, Removable (2-Storage Side Only)	S	S	S
Level Deck, Removable 2	S	S	S
Pull-Out Cleats, Mid-Ship (2)	S	S	S
Pull-Out Cleats, Stern (2)	S	S	S
Rear Water Inboard Seat (11 Inboard)	S	S	S
Removable Engine Hatch Storage Tray	S	S	S
Stainless Steel Cap Holders	S	S	S
Stainless Steel Interior Grab Rails	S	S	S
Stainless Steel Custom Step Plates	S	S	S
Stainless Steel Removable/Removable	S	S	S
Storage/Accessory Lights (not on Standard)	S	S	S
Table (not on Standard)	S	S	S
Towable Cover (not included)	S	S	S
Under Bow Storage Compartment	S	S	S
Wash-Thru Air Duct w/Adjustable Door	S	S	S
Wash-Thru Bow Sweeper	S	S	S
Wash-Thru Windshield	S	S	S
Wash-Thru Windshield	S	S	S
Wash-Thru Windshield Assembly	S	S	S

SUPER AIR SERIES

STANDARD: Includes Boarding Platform (Composite), Parts Among Gauges, Keyed Ignition, Rocker Switches, Stainless Steel Custom Step Plates, Super Air Nautique Graphics, Nautique Cruise Speed Control and Hydro-Gate with SportShift.

The 210 includes Flip-Up Aft Seating Portside and Stern Seat Removable/Removable. The 220 includes Stern Seat Removable/Removable.

LIMITED: Includes Pull-Out Cleats (2 Midship), Storage/Accessory Lights, Air/Water Temp Gauge, Depth Finder, Parts Among Gauges w/Keyless Ignition, Boarding Platform (Composite), Stainless Steel Custom Step Plates, Super Air Nautique Graphics, Hydro-Gate with SportShift, Digital Stereo Remote and Level 1 Clarion Stereo w/4 100W Speakers. The 230 includes a Pop-Up Pylon. The 210 includes Flip-Up Aft Seating Portside and Stern Seat Removable/Removable. The 220 includes Stern Seat Removable/Removable.

TEAM: Includes Limited Edition Team Plus Wake Package Two, Flight Ops (Board Rack), Bow Speakers, Dual Batteries w/Selector Switch, Flight Control Tower (Clear Anodized), Flip-Up Driver's Seat, Swan Prop, Level 1 Clarion Stereo Upgrade and Zero-DB GPS Speed Control. The 210 includes a removable Level Deck (Standard).

Be Responsible.

Watersports Responsibility Code.

Be aware that there are elements of risk in boating, skiing and riding that common sense and personal awareness can help reduce. Know your ability level and stay within it. TO INCREASE YOUR ENJOYMENT OF THE SPORT FOLLOW THE "WATERSPORTS RESPONSIBILITY CODE."

- Familiarize yourself with all applicable laws, the risks inherent in the sport and the proper use of equipment.
- Know the waterways where you will be skiing or riding. Do not ski or ride in shallow water, near shore, docks, pilings, swimmers or other watercraft.
- Always have a person other than the boat driver as an observer and agree on hand signals before starting.
- Always wear a U.S. Coast Guard Type III (PFD) vest.
- Read your owner's manual and inspect your equipment prior to use.
- Ski or ride within your limits. Always ski or ride in control and at speeds appropriate for your ability.
- Always turn ignition off when anyone is near watercraft power drive unit.
- Carbon Monoxide (CO) poisoning from engine exhaust may cause injury or death. Never "platform drag" or touch a swim platform while the engine is running.
- Do not operate watercraft, ski or ride under the influence of alcohol or drugs.


FOR MORE INFORMATION LOG ON TO: www.wsia.net

Please remember to never drink and drive.

OUR PARTNERS.

Some of the companies that we work in conjunction with include:





Correct Craft, Inc.

14700 Aerospace Parkway • Orlando, Florida 32832 USA

Toll Free: 1-800-346-2092 • Telephone: 407-855-4141 • Fax: 407-851-7844 • e-mail: info@nautiques.com

www.nautiques.com