





Still Leading the Way after 80 Years.

Since its founding in 1925, Correct Craft, Inc.[®] has focused on one thing—building the absolute best boats in the industry. We not only succeeded in accomplishing this goal, we have set the industry standards while building a loyal customer base who loves to live the *Nautique Life*.

Correct Craft is more than a boat manufacturing company, we are industry pioneers. During the past 80 years, we've found innovative ways to change the world around us for the better. During WWII Correct Craft produced 400 storm boats in only 15 days, to aid in delivering supplies to General Patton's forces across the Rhine River, by engineering a new jig and machinery to manufacture the boats in such a short period of time. In 1961 we introduced the first tournament inboard ski boat, and in 1997 Correct Craft unveiled the first wakeboard-specific boat featuring the original Flight Control Tower.[®] Most recently, Correct Craft introduced the Air/Sport Nautique SV-21 I[™] with Fusion Hull Technology[™]—the first truly multi-sport/crossover boat. These are just a few examples of the many feats the company has accomplished over the years. This rich history is what keeps us ahead of our competitors. It's the soul of *The Nautique Difference*.

The Nautique Difference is what goes into every single aspect of our boat building process, because we truly care about you. Our employees experience and contribute to it through the personal pride that they take in their work; and our owners live it every time they get behind one of our legendary Nautiques.

Correct Craft not only leads the waterskiing and wakeboarding industries in innovation and technology, we meet and exceed the personal needs of the individuals who love these sports. We accomplish this by designing inboard towboats that have the performance goals and creature comforts our owners have in mind. We have been successful in consistently delivering quality standards over the past 80 years, such that the IWSF (International Water Ski Federation) has committed to a five-year agreement with Correct Craft to be the official towboat for all their world water ski championship events.

We understand that time and money invested in quality production and service is the best way to make and keep both employees and customers happy. Every Nautique is NMMA (National Marine Manufacturers Association) certified, which means all our boats meet or exceed U.S. Coast Guard standards. Plus, every Nautique has certified flotation foam, so that if you were to find yourself in an emergency situation on the lake, your Nautique will not sink. It will stay afloat, giving you something to hold onto until help arrives. These are not industry requirements, just Correct Craft's moral standards. This type of genuine work ethic has given us a 98.1 percent average customer service rating among our dealers worldwide; and which has led to Correct Craft being a two-time J.D. Power and Associates Award recipient.

Correct Craft offers eleven top-of-the-line Nautique inboard towboats for 2005. Each is designed to meet and exceed your expectations. From cruising to the most extreme water sports, there is a Nautique in your future.

Correct Craft is driven by the desire for you to experience the *Nautique Difference* every time you get behind the wheel, catch massive air, or enjoy the perfect slalom run. After all, that's how life is lived when you own a Nautique.

Nautiques. Live It!



Terry McNew • President/CEO

This hope we have as an anchor of the soul, both sure and steadfast. —Hebrews 6:19



80 Years Young and Still the Leader.

When Walter C. Meloon founded the company known today as Correct Craft in 1925 he had a clear vision for its future. He wanted to build a boat manufacturing company on a solid base of Christian values, integrity, quality and hard work. W.C. Meloon knew that when he applied this unbeatable formula, his company would go far. He could never have imagined what a huge positive effect his company would have on an entire industry and the lives of people all around the world.

During these past 80 years, Correct Craft has spurred the development of the watersports world through a variety of significant innovations including the Total Surface Control[™] hull, Flight Control Tower[®] and Launch Control System[®]. In fact, with the introduction and mass production of the Ski Nautique[®] in 1961, Correct Craft launched an entire boat genre, which now embraces dozens of competitors contributing to an industry worth millions of dollars. Correct Craft embraced and applied the needs, knowledge, and experience of waterskiing athletes in the development of the Ski Nautique. The same is true today. We continue to embrace the feedback we get from our seasoned Team Nautique athletes and make design enhancements and create industry innovations based on their valuable feedback.

Correct Craft has been on the waters of the world since 1925 and with this type of legendary experience behind us, there is no doubt that Correct Craft will continue to be the industry leader over the next 80 years and beyond.

The Nautique Difference

The Nautique Difference is built into every Nautique that comes off the production line. Yes, we use the best materials available to execute the most thorough construction process in the industry. But, it's more than that. It's about believing in what we are doing, and having a true passion for watersports. It's the trust we've earned by consistently providing quality boats that meet and exceed all of your performance needs.

Breaking the Mold

Every Nautique is built to exacting specifications through a perfected unibody construction process using the highest quality products available. Correct Craft applies saturated layers of overlapping fiberglass that builds value two ways—extra strength for durability with lightweight material for optimum performance. It is then sprayed with ArmorFlex,® a premier gelcoat, using a pressurized, airless gun for an exceptionally fine, smooth, and even application. This gelcoat is applied 30 percent thicker than the industry-average virtually eliminating stress cracks, blistering, and air bubbles. Because we want every Nautique to have a flawless foundation, every mold is hand waxed to ensure a clean release of the hull and deck. Just one more reason Correct Craft is the industry's leader.

Strength for a Lifetime

Nautiques are built to last for life. The muscle behind our tough fiberglass is AME®5000 resin. This unbeatable resin is 200 percent stronger and 30 percent lighter than the polyester resins used by most inboard boat manufacturers, making our boats four times more impact resistant. This epoxy-based resin is used on every one of our boats' hand-laid biaxial fiberglass and woven rovings to create strength and durability that will last a lifetime.

Keeping in line with our unequalled construction and durability, the Correct Craft integrated stringer system is undeniably the strongest in the industry. During this precise lamination process, one-quarter inch thick aircraft aluminum angle is positioned to anchor the engine frame. Laminating layers of biaxial rovings vertically and horizontally produces the largest and strongest stringer system in the boating industry. In fact, we're so confident in the strength of our integrated stringer system, you can actually hang your boat by its fully-functional lifting rings!

Silence is Golden

When you're spending the day on the water, the only sounds you should hear are those made by your family and friends. That's why Correct Craft has made it a point to eliminate rattles and noises found on most boats. We laminate Novidamp CDL, the same sound damping material that was first used in U.S. Navy submarines, into the hull of every Nautique. This unique-to-the-industry material damps down vibration and dramatically reduces noise and is also applied to the inside walls for even more effective sound deadening. When the stringer system is complete, the area around the stringers is flooded with closed-cell polyurethane foam. This open foaming, instead of blind injection, enables us to see the foam to ensure flotation quality and guarantee the best possible noise absorption. It's no surprise that every Nautique meets NMMA and U.S. Coast Guard® standards for basic flotation. Our winning combination of Novidamp CDL



Innovations

We are never content with our current successes. Correct Craft continually strives toward achieving new heights and thinking about how we can improve our already industry-leading boats—that is what makes us different from other boat companies. For the past 80 years, we have been topping our personal bests with one performance-enhancing innovation after another to improve the means for you to have more fun on the water. We are excited to see what the latest innovations that our seasoned design team has in store for our Nautiques.

Technologically-Advanced Design

The most successful industry revolutions began in the minds of our experienced and energetic design team. Through personal participation in watersports, they have an intense desire to create innovations that will enhance the beauty and performance of our Nautiques. They give shape to an original idea through clay modeling. Then an exacting 3-D rendering is made using CAD (computer-aided design). This high-tech design process is so efficient that it allows our design team to study each new component in real time and make any needed modification on the spot.


Hull Design

Waterskiers and wakeboarders alike appreciate the flawless ride found only in or behind a Nautique. Correct Craft has repeatedly improved the way people enjoy watersports through innovating hull designs. Our first revolutionary hull design was the Total Surface Control® (TSC™), followed closely by The Total Wake Control® (TWC™) hull, which was created to actually control the shape of the wake and was awarded the 1997 IMTEC Innovation Award for Hull Design. Skiers and riders at every skill level embraced these industry-improving hull designs. A few years later, Correct Craft unveiled the TSC™ hull. This engineering marvel was the result of Team Nautique members spending countless hours on the water testing each enhancement and tweaking them for the better. Once again, Correct Craft brought waterskiing to a higher level of enjoyment. Then, in 2004,

Correct Craft achieved the seemingly impossible with the introduction of the Air/Sport Nautique SV-211™ with its Fusion Hull Technology.™ This ingenious hull design actually meets the desires of every family member by creating customized wakes with our one-of-a-kind SportShift™. This SportShift technology allows the driver to transform the wake to suit the rider's or skier's ability in one easy motion by engaging the Hydro-Gate,™ to create pressure and lift for a completely new wake.

Flight Control Tower®

Wakeboarders couldn't comprehend the true potential of their sport before Correct Craft created the Flight Control Tower® (FCT™). Prior to this industry-changing innovation, riders were trying to catch whatever air they could from an extended tow pylon. The FCT™ raised the towrope to 75 inches above the boat's floor, giving the rider never imagined but always dreamed about air time, while maintaining stability. Although other boat manufacturers have tried to recreate the exhilaration of the FCT, Correct Craft holds the Flight Control Tower utility and other patents [U.S. patents 5,979,350 and 6,192,819; U.S. design patent #D409,972 U.S. RE 32,823E]. Just when riders thought they couldn't be more thankful for this sport-altering invention, Correct Craft made the tower easy to store in less than a minute with no tools required. The 2005 models offer riders their choice of a clear coated or a paintable brushed tower finish, optional high-end tower-mounted speakers, and Correct Craft's optional Flight Clips.™



Launch Control System®

Just eight years ago, before Correct Craft invented the patented Launch Control System (LCS™) [U.S. Pat. 6,044,788; Des. 409,972], wakeboarders would do anything to try to increase the size of their boats' wakes—even fill garbage cans with water and place them in the back of the boat! Thanks to Correct Craft's forward thinking, the process of creating bigger and better wakes is as easy as pushing a button at the helm on the Nautique Smart Pod™. This wake-altering innovation allows you to quickly and quietly fill factory-installed ballast tanks with water in less than three minutes. Correct Craft offers a variety of ballast tank configurations, giving you a number of options to meet your wake needs. In some cases, you can choose up to 900 pounds of added weight to create truly "sick" wakes!

Smart Pod™

The Correct Craft Smart Pod™ is where you orchestrate the magic experienced by all those along for the ride. From this technologically-advanced console, you can start the boat, control wake sizes and boat speed, adjust the volume

of your favorite tunes, and monitor engine diagnostics, all with a simple touch of your finger. The truly sophisticated dash pod and console feature silver accents and easy-to-read analog and digital backlit displays that are housed in silver metallic bezels. The Nautique Smart Pod isn't just gorgeous to look at, it houses an ergonomically-designed console, provides maximum driver comfort with a fully adjustable driver's seat and boasts standard rack and pinion steering.

Innovations Designed to Meet Your Needs.

Every Nautique is engineered to make every minute you are on the water the best. When we create the innovations in your boat, we keep you, the watersports enthusiast, in mind.



ENGINEERING INNOVATIONS

Laser-Aligned Underwater Gear

Correct Craft was the first to offer laser-aligned underwater gear. The perfectly aligned fins, propeller strut and rudder help to produce the renowned handling and tracking ability of the Nautique boats. Laser-alignment also enhances the ride performance as well as eliminates vibrations from the drive-train components.


The Patented Tunable Rudder

The Rudder is designed to offer easy adjustment of steering. This system utilizes a composite tuning foil which is located in the upper aft corner of the rudder blade, which is easily adjusted. Every Nautique is equipped with this unique detail, one more example of Correct Craft's commitment to innovation.

*Manufactured under license from National Products, Inc., U.S. Patent 5,746,147







Ski Series

Ski Nautique 196

Ski Nautique 206





SPECIFICATIONS

Length Overall.....	21' 2" (6.45 m)
Length w/o Platform.....	19' 6" (5.94 m)
Lifting Rings (between centers).....	18' 2" (5.54 m)
Beam.....	91" (2.31 m)

Draft.....	22" (.56 m)
Fuel Capacity.....	29 gal. (109.8 l)
Approximate Weight.....	2570 lb. (1170 kg)
Max. Capacity.....	6 people (1210 lb./550 kg)
Gear Reduction Ratio.....	1.23:1

Team Athletes Featured: Andy Mapple and Emma Sheers in the Ski Nautique 196 Team Edition (Colors: vapor blue and onyx black).

Ski Nautique 196

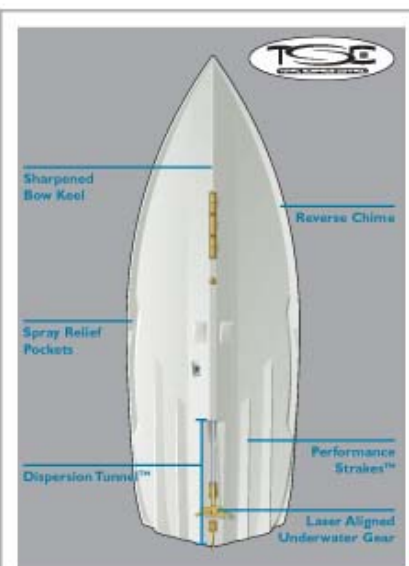
Sleek... Responsive... Likes to show off... The USA Water Ski approved Ski Nautique® 196 has pulled more world record performances than any other boat in the history of three-event waterskiing. Correct Craft's designers' expertise and Andy Mapple's world-champion slalom experience came together to create the revolutionary TSC² hull, which produces the industry's smallest and softest wakes. This sports car of the boating world drives with world-renown handling and tracking characteristics—the #1 choice of professional water skiers worldwide, as well as exclusive Official Towboat for all IWSF World Water Ski Championships to be held over the next five years. Choose the optional factory-installed ballast tanks to create even more opportunities for fun.



- 1) The lockable trunk storage with butterfly lid makes it easy to access from the optional composite platform featuring perfectly located grab rails for pulling yourself up and out of the water.
- 2) The 23-quart in-floor cooler features a convenient removable tray that will keep your snacks cool and dry.
- 3) Under the loveseat you'll find 15 cubic feet of space to store things like ropes, PFD's, and more.
- 4) Correct Craft's Smart Pod features PerfectPass Digital Pro. This advanced technology monitors the boat's speed, based on the skier's weight and strength, to determine the speed that will provide a perfect pass every time.

Key Features

- ✓ TSC² Hull Technology
- ✓ 15 cubic feet of storage under the passenger seat
- ✓ 10 cubic feet of trunk storage
- ✓ 23-quart floor cooler with dry storage tray



TOTAL SURFACE CONTROL²™ HULL

The ingenious TSC²™ hull literally brought three-event waterskiing to a higher level. This advanced technology provides the ultimate flawless ride for waterskiers and was skillfully designed by our highly experienced engineering team and Team Nautique members. Correct Craft built the sophisticated hull. Andy Mapple, the renowned slalom world record holder, and other Team Nautique members spent countless hours on the water testing each enhancement in real world conditions, making needed improvements until the TSC² hull became, well... perfect. This engineering phenomenon is a variable planing hull featuring reversed chines, spray relief pockets, dispersion tunnel, and performance strakes. The state-of-the-art TSC² hull responds superbly to ballast, giving our owners the ability to personalize their wakes and achieve maximum enjoyment from their Nautique.



SPECIFICATIONS

Length Overall.....	24' 4" (6.81 m)
Length w/o Platform.....	20' 7.5" (6.29 m)
Lifting Rings (between centers).....	19' 6.5" (5.96 m)
Beam.....	91" (2.31 m)

Draft.....	24" (.61 m)
Fuel Capacity.....	29 gal. (109.8 l)
Approximate Weight.....	2975 lb. (1352 kg)
Max. Capacity.....	9 people (1210 lb./550 kg)
Gear Reduction Ratio.....	1.23:1

The Ski Nautique 206 Limited Edition (Colors: crash orange and thermal yellow).

Ski Nautique 206

Exhilarating... Outstanding... Always accommodating... This USA Water Ski-approved, open-bow towboat offers the best of both worlds—pro-level performance and generous storage. The Ski Nautique 206 is just as competitive as the Ski Nautique 196, but offers more room so you can invite even more of your friends to come along. Built on the proven TSC² hull and featuring Correct Craft's high-tech SmartPod,TM the Ski Nautique 206 is the boat of choice among professional athletes and recreational ski lovers. Although most of the action is happening behind the boat, the real thrill is found behind the state-of-the-art Smart Pod with deluxe rack and pinion steering. Whether you're in or out of the water, the 206 provides enormous fun for everyone along for the ride.



- 1) You can catch some serious rays in the spacious open-bow with lots of creature comforts like comfortable seats, grab rails, and cup holders.
- 2) The 10 cubic-foot lockable trunk with butterfly lid makes it accessible from both the platform and seating area. Mesh bags on the lid make storing smaller items easy. Plus, the two grab rails are perfectly located above the large teak platform to make boarding easier and safer.
- 3) The 3.8 cubic-foot in-floor, cooler is the perfect place to store refreshments that every one can reach, even the driver.
- 4) The extra-large, under-bow storage is the ideal place to store all your recreational gear including wakeskates, combo skis, and wakeboards.

Key Features

- ✓ TSC² Hull Technology
- ✓ Convenient service box for easy access to battery, bilge pump and drain plug
- ✓ 10 cubic feet of trunk storage
- ✓ 25 cubic feet of total storage



PERFECTPASS[®] SPEED CONTROL SYSTEMS

Gone are the days when skiers and riders can blame their wipeouts on the driver's ability to maintain the correct boat speed. Correct Craft has made maintaining your desired constant speed as easy to achieve as using the cruise control in your car. Now, skiers and riders can enjoy a perfect pass every time whether you choose the Correct Craft Cruise[™] by PerfectPass, the PerfectPass Digital Pro, or PerfectPass Wakeboard Digital Pro System. This advanced technology accurately measures speed with a paddlewheel mounted through the bottom of the hull and allows you to set the speed that is ideal for you.

The PerfectPass[®] Digital Pro Systems, use incredibly sophisticated speed control technology that can calculate and maintain ideal speed based on the athlete's weight and strength. No wonder it's the choice of waterski and wakeboard professionals around the world.



Sport Series

Sport Nautique 216

Nautique Super Sport 210

Sport Nautique SV-211

Nautique 226





SPECIFICATIONS

Length Overall.....	23' 5.5" (7.15 m)
Length w/o Platform.....	21' 7.5" (6.59 m)
Lifting Rings (between centers).....	20' 3" (6.17 m)
Beam.....	91" (2.31 m)

Draft.....	24" (.61 m)
Fuel Capacity.....	30 gal. (113.6 l)
Approximate Weight.....	3050 lb. (1386 kg)
Max. Capacity.....	10 people (1325 lb/602 kg)
Gear Reduction Ratio.....	1.23:1

The Sport Nautique 216 Limited Edition (Colors: thermal yellow and titanium)

Sport Nautique 216

Competitive... Thrilling... Versatile... Believe it or not, there is actually a solution that will exceed the expectations of every family member's watersports needs. The open-bow Sport Nautique 216 offers precision wake options and tons of seating and storage for the whole gang. Not only is this versatile Nautique the perfect choice for the whole family, it also offers the performance capabilities sought by the world's best athletes. And, if you just want to kick back and relax, the tanning pad, concealing a 17 cubic-foot storage trunk, is easily accessible when you take out the center cushion from the three-piece stern seat.



- 1) The lockable trunk with 17 cubic feet of storage can be easily accessed from both the platform and the back seats.
- 2) The loveseat lifts up to extend the already enormous under-bow storage area. You can fit just about anything and everything in this mammoth space.
- 3) The 19-quart, in-floor cooler is conveniently located within the driver's reach. It has a butterfly lid and is found in the walk-thru to the open-bow.
- 4) The technologically-advanced Smart Pod is where the driver initiates the fun for everyone along for the ride.

Key Features

- ✓ Open-bow with storage
- ✓ 19-quart in-floor cooler with storage tray
- ✓ Ergonomically-designed dash and console
- ✓ 17 cubic feet of trunk storage



SIRIUS/Shakespeare Galaxy SRA-30 Low Profile Antenna

This antenna is specially engineered for marine use, the SRA-30 receives and amplifies your SIRIUS satellite signal.

Key Features Include:

- ✓ For use with SIRIUS Satellite systems inland or up to 25 miles off shore.
- ✓ Sleek low-profile design ideal for smaller vessels
- ✓ Mounts on surfaces up to 1-inch thick
- ✓ Flexible, Foil type, Ground Plane included
- ✓ 25-foot low-loss cable and connectors included
- ✓ Optional extension cable kits available
- ✓ White UV-stabilized ASA plastic housing
- ✓ 1-year warranty



SIRIUS

SPECIFICATIONS

Length Overall	22' 8" (6.91 m)	Draft	28" (.71 m)
Length w/o Platform	21' 2" (6.45 m)	Fuel Capacity	39 gal. (148 l)
Lifting Rings (between centers)	20' 1" (6.1 m)	Approximate Weight	3190 lb (1450 kg)
Beam	91" (2.31 m)	Max. Capacity	10 people (1450 lb/660 kg)
		Gear Reduction Ratio	1.46:1

The Super Sport Nautique 210 Limited Edition (Colors: midnight blue and thermal yellow).

Nautique Super Sport 210


Outgoing... Superior... Unbelievable... The exceptional V-drive Nautique Super Sport 210 offers personalized wake options and amazing out-of-the-hole power performance. The arena-style and open-bow seating comfortably seats ten, and the enormous three-piece sun pad is the perfect place to rest up between runs. There is a huge amount of storage throughout the boat for skis, boards, gear, and refreshments. Underneath are two easily accessible 15 cubic-foot storage compartments. This superior inboard offers the serious riders in the group an optional 820 pounds of ballast for an out-of-this-world wake! You'll be having so much fun on the lake you won't want to come in for dinner.



- 1) This convenient 25-cubic foot cooler with removable insert and four drink holders is found under the middle seat of the arena-style seating.
- 2) There's a place to store everything on the Nautique Super Sport 210. Under the bow, you'll find tons of room for skis, wakeboards, ropes, and vests. And if for some reason you can't fit all your stuff in there, you can store what's left in the in-floor storage located within reach of the driver.
- 3) The optional table is easily removable and easy to store so you can move quickly from your break back to the action.
- 4) The spacious open-bow features grab rails, cup holders, optional speaker modules, and a 12-volt plug.

Key Features

- ✓ Open-bow with cup holders, speakers and 12-volt plug
- ✓ Spacious arena seating
- ✓ 25-quart cooler with dry storage below
- ✓ 48 cubic feet of total storage



p.18

HISTORY OF THE V-DRIVE INBOARD

With the popularity of V-drives today, the re-emergence of V-drives is nothing new to Correct Craft. Correct Craft first used V-drive inboards in the late 1960s and has set them for many years. Pictured is the 1968 Skylark model with V-drive. Correct Craft recognized in the '60s, that the utilization of the V-Drive configuration was one way to compete against the ever-popular I/O market. There are many inherent benefits that are derived from V-Drives. One such example is the prop, which is located safely under and away from the boarding platform.



SPECIFICATIONS

Length Overall.....23' 1" (7.04 m)
Length w/o Platform.....20' 9" (6.32 m)
Lifting Rings (between centers).....19' 8" (5.99 m)
Beam.....93" (2.36 m)

Draft.....28" (.71 m)
Fuel Capacity.....38 gal. (143.8 l)
Approximate Weight.....3830 lb. (1737 kg)
Max. Capacity.....9 people (8350 lb/612 kg)
Gear Reduction Ratio.....1.46:1

The Sport Nautique SV-211 Limited Edition (Color: vapor blue).

Sport Nautique SV-211

Innovative... Multi-purpose... Crowd pleaser... The Sport Nautique SV-211 with Fusion Hull Technology™ is the newest member of the legendary line of Nautiques. This multi-sport inboard can literally create soft wakes for the ski enthusiasts or large, rampy wakes for the wakeboard lovers with one easy SportShift™. The Sport SV-211 also boasts an incredible 67 cubic feet of functional storage space. The ingenious transom walk-thru to the gigantic boarding platform allows you to get from the open-bow to the water without having to move anything or make anyone get up. And after a hard day of play, the boat's composite non-skid surface with snap-in carpet makes cleaning up quick and easy.



- 1) The port-side loveseat flips up to create an extension to the already gigantic under-bow storage, which can house a kneeboard, wakeboard, skis, and so much more.
- 2) The comfortable open-bow with cushy backrests and removable filler cushion allows some of the observers to stretch out their legs and relax. It features cup holders, grab rails, and storage underneath the seats.
- 3) Now you can bring even more friends and family out on the water for a day of recreational water fun with the two-passenger removable stern seat.
- 4) Once you get hold of the wheel of Correct Craft's state-of-the-art Smart Pod, you'll never want to let go!

Key Features

- In-floor locker with 14 cubic feet of storage
- Dual fuel fills
- Fully adjustable driver's seat
- Transom walk-thru to oversized boarding platform



p.20

SPORTSHIFT™ TECHNOLOGY

Correct Craft's innovative SportShift™ located next to the throttle, makes the Sport Nautique® SV-211™ truly versatile by creating designer wakes. With one easy shift, the driver can engage the Hydro-Gate™, which builds pressure and lift for a completely new wake experience. This innovative technology can be activated at any time and at any speed. When you use the SportShift to activate the Hydro-Gate, it's approximately one quarter-inch in the water creating small, soft wakes for the ski enthusiasts. You can engage the Hydro-Gate at three different heights using the SportShift to generate three-levels of large, rampy wakes for wakeboard lovers. Just one more way Correct Craft makes everyone happy, without anyone feeling as though they have to compromise.



SPECIFICATIONS

Length Overall.....	24' 9.5" (7.56 m)
Length w/o Platform.....	22' 6.5" (6.87 m)
Lifting Rings (between centers).....	20' 11" (6.38 m)
Beam.....	96.5" (2.45 m)

Draft.....	31" (.79 m)
Fuel Capacity.....	50 gal. (189.3 l)
Approximate Weight.....	3900 lb. (1773 kg)
Max. Capacity.....	12 people (2000 lb./909 kg)
Gear Reduction Ratio.....	1.46:1

The Sport Nautique 226 Limited Edition (Colors: zephyr and canyon mist).

Nautique 226


Ingenious... Luxurious... Unsurpassed... This unequaled V-drive may be the largest in the fleet, but it handles just as precisely as the rest of the Nautiques® line. The extra space found in this top-of-the-line runabout/towboat is put to good use with seating for 12, two areas for optional tables, 65 cubic feet of storage space, a 100-quart cooler integrated into the arena seating and mammoth storage under the observer's seat. There is no skimping on the amenities either. This exclusive inboard features an open bow with cup holders, directional speakers, grab rails, and seating for four. It also features a walk-thru transom that allows easy access to the deluxe sun pad and gigantic boarding platform and convenient dual fuel fills. Add the Team Package and you'll have one incredible wake generator!



- 1) Under the arena-style seating you'll find 7.8 cubic feet of dry storage featuring a removable tray that will help keep loose items together and easy to access.
- 2) Kick back and relax in the open-bow with convenient features like comfortable seating, cup holders, grab rails, storage, and a 12-volt plug.
- 3) The loveseat lifts up to create a mammoth storage space that extends under the bow of the boat. This area is perfect for keeping skis, wakeboards, ropes, vests, and any other gear you'll need.
- 4) The hot water shower is stored inside rear storage compartment which boasts ample storage.

Key Features

- ✓ Open-bow seating with ample seating for four
- ✓ 65 cubic feet of total storage
- ✓ Transom walk-thru
- ✓ Massive sun pad with 25-cubic foot stern storage



p.22

TRULY FAMILY-FRIENDLY

You will be grateful for the large 100-quart double cooler; with plenty of room to keep things cold for everyone on board. Plus, the removable tray is perfect for keeping food cool and dry. Under the arena seating you will find another 7.8 cubic feet of dry storage featuring a removable tray to help keep loose items together and easy to access. There is plenty of room for the whole family and all of your gear for a day of fun out on the water.

Air Series

Air Nautique 206

Air Nautique 216

Super Air Nautique 210

Air Nautique SV-211

Air Nautique 226







SPECIFICATIONS

Length Overall..... 22' 4" (6.81 m)
Length w/o Platform..... 20' 7.5" (6.29 m)
Lifting Rings (between centers)..... 19' 6.5" (5.96 m)
Beam..... 91" (2.31 m)

Draft..... 24" (.61 m)
Fuel Capacity..... 29 gal. (149.8 l)
Approximate Weight..... 2975 lb. (1352 kg)
Max. Capacity..... 9 people (1210 lb/500 kg)
Gear Reduction Ratio..... 1.23:1

The Air Nautique 206 Team Edition (Colors: titanium and fusion green).

Air Nautique 206

Awesome... Appealing... Adventurous... Built on Correct Craft's innovative TSC² hull, the Air Nautique 206 offers superior tracking and handling with virtually no side-to-side movement when pulling a rider or skier. With ballast tanks that can hold up to 200 pounds of added weight, this unmatched, direct drive offers an outstanding launching ramp for riders of every skill level. There is tons of room to walk around in the main cabin and the spacious open-bow is outfitted with plenty of creature comforts, making a day on the water with friends and family even more enjoyable. Plus, every seat offers access to grab rails, which is a good thing because you'll be holding on for the ride of your life!



- 1) Correct Craft's state-of-the-art Smart Pod features silver-accented Faria gauges, ergonomic design, and deluxe rack and pinion steering.
- 2) The 3.8 cubic-foot, in-floor cooler is easy to access and is big enough to store refreshments for the entire day.
- 3) Extra storage space for vests, rope, and other gear is found under the loveseat. If you choose the Team Package, the Polk/MOMO subwoofer and amp will be found here as well.
- 4) The lockable trunk with a butterfly lid has 10 cubic feet of storage.

Key Features

- ✓ Open-bow with storage
- ✓ Ergonomically designed dash and console
- ✓ TSC² Hull Technology
- ✓ 200 pounds of stern ballast



FLIGHT CONTROL TOWER[®]

If we had to choose which of Correct Craft's many innovations changed the watersports industry the most, it would have to be the patented Flight Control Tower[®] [U.S. patents 5,979,350 and 6,192,819; U.S. design patent #D409,972 US RE 32,823E]. Wakeboarders ride the revolution every time they catch insane air off the tower that lifts the towrope 75 inches off the boat's floor. Not only has the Flight Control Tower brought the sport of wakeboarding to an unimaginable level, it looks amazingly awesome on your Nautique. Depending on your style, you can choose a clear anodized or brushed paintable tower finish. This year, you have the choice of adding more jam to your party by mounting state-of-the-art Polk/MOMO speakers to your tower for powerful surround sound. To enhance your tower even more, Correct Craft offers its optional Flight Clips[™] to make storing your boards incredibly easy.



SPECIFICATIONS

Length Overall.....	23' 5.5" (7.15 m)
Length w/o Platform.....	21' 7.5" (6.59 m)
Lifting Rings (between centers).....	20' 3" (6.17 m)
Beam.....	91" (2.31 m)

Draft.....	24" (.61 m)
Fuel Capacity.....	30 gal. (113.6 l)
Approximate Weight.....	3050 lb. (1386 kg)
Max. Capacity.....	10 people (1325 lb/602 kg)
Gear Reduction Ratio.....	1.23:1

The Air Nautique 216 Team Edition (Colors: zephyr and onyx black).

Air Nautique 216

Versatile... Unrivalled... Radical... The Air Nautique 216 is a truly versatile all-around, family-friendly towboat that meets everyone's needs, with mind-boggling performance skills. The winning Flight Control Tower and factory-installed ballast tanks combine to let you catch insane air off the crisp wake peaks. If you're more interested in taking a slalom run, the hull's dispersion tunnel and performance strakes deliver softened and lowered wakes for a great run every time. If the responsive performance abilities of this unequalled inboard aren't enough to keep your friends overly impressed, it also features a sophisticated Smart Pod loaded with an all-electronic keyless ignition and dash with five-inch Faria gauges. Without a doubt, everyone has a blast on the Air Nautique 216!



- 1) Lockable dash storage houses the Clarion AM/FM/CD satellite-ready stereo with digital remote as well as audio and video capabilities. This is also a great place to store valuables like keys and wallets.
- 2) You'll find the Polk/MOMO subwoofer and amp that comes with the Team Package in the storage area under the loveseat.
- 3) The 10.5 cubic-foot, lockable storage trunk with butterfly lid offers easy access from both the back seat and the optional composite platform.
- 4) The optional speaker module in the spacious open-bow features grab rails, cup holders and a 12-volt hot plug.

Key Features

- ✓ 10.5 cubic feet of lockable trunk storage
- ✓ Open-bow
- ✓ 19-quart floor cooler
- ✓ Approximately 400 pounds of ballast



KEYLESS IGNITION

When you're spending the day going from the driver's seat to getting behind the boat for serious skiing or riding and back again, the last thing you want to be thinking about is where you put the boat keys. Correct Craft wants to make your time on your Nautique as enjoyable and carefree as possible. That's why we were the first in the tournament inboard market to offer keyless ignition on our inboards. You'll never have to worry about getting stranded because your keys are at the bottom of the lake or have to drive back home to get the boat keys that you left on the counter. This state-of-the-art technology is found on the ergonomically-designed SmartPod featuring silver accents and easy-to-read analog or digital Faria gauges that are housed in silver metallic bezels.



SPECIFICATIONS

Length Overall.....	22' 8" (6.91 m)	Draft.....	28" (.71 m)
Length w/o Platform.....	21' 2" (6.43 m)	Fuel Capacity.....	39 gal. (148 l)
Lifting Rings (between centers).....	20' 1" (6.1 m)	Approximate Weight.....	3190 lb (1450 kg)
Beam.....	91" (2.31 m)	Max. Capacity.....	10 people (1450 lb/660 kg)
		Gear Reduction Ratio.....	1.45:1

Team Athletes Featured: Scott Byerly, Lauren Loe and Melissa Marquardt in the Super Air Nautique 210 Team Edition (Colors: canyon mist and silver cloud).

Super Air Nautique 210

Unmatched... Powerful... Mind-blowing... This bad-boy was created to make champions out of riders at every skill level. When fully loaded with factory-installed rear and belly ballast tanks, this pro-level wakeboarding boat has the capacity to add an unbelievable 850 pounds of increased weight to create monstrous wakes for one incredibly awesome ride. Passengers will be sitting sweet with their choice between the open-bow and arena-style seating for ten that offer maximum room and comfort. Whether you are behind the wheel, encouraging your best friend from the observer's seat, or finally nailing your latest trick, you'll feel like a champion on the Super Air Nautique 210.



- 1) Under the center seat of the arena-style seating you'll find a large 25-quart cooler with four drink holders and a removable insert for keeping snacks dry.
- 2) The spacious under the loveseat storage can store enough gear to keep everyone stylin' for the whole day.
- 3) It's hard to decide between catching massive air behind the boat or taking charge behind the wheel of the technologically-advanced Smart Pod.
- 4) There's plenty of room for extras in the port and starboard storage areas under the gigantic, three-piece sun pad.

Key Features

- Helm control of ballast system
- Two 25-quart coolers
- Over 850 pounds of ballast
- V-drive with arena seating



The 45+ MASTERS Water Ski & Wakeboard Tournament

OFFICIAL WAKEBOARD TOWBOAT OF CHOICE

Professional athletes have been choosing to ride behind Nautiques since the first one was manufactured in 1961. Forty-four years later, not only are amateur and professional athletes naming Nautiques as their boat of choice, but international waterski and wakeboarding events are making the same proud declaration. The Super Air Nautique 210 is without a doubt, the world's towboat of choice. This amazing wake generator has pulled numerous World Wakeboard Association (WWA) events, including the WWA U.S. Nationals and WWA World Wakeboard Championships (both Vans Triple Crown events); the International X Games and the Moomba Masters, and is the official towboat of the Canadian Wakeboard Nationals, as well as being the long-standing exclusive towboat of the prestigious Masters Water Ski and Wakeboard Tournament. Although the world has made it clear that they choose to ride behind a Nautique, Correct Craft manufactures their remarkable inboards for you to make your own dreams come true.



A man in a black tank top holds a white wakeboard with black and blue graphics. In the background, a white and red Nautique SV211 boat speeds across a lake, leaving a white wake. Four people are on board the boat. The background shows a line of trees under a clear sky.



A top-down view of the Nautique SV211 boat, showing its white hull with red and black accents, and the wakeboard rack on the stern.

SPECIFICATIONS

Length Overall.....	23' 1" (7.04 m)	Draft.....	28" (.71 m)
Length w/o Platform.....	20' 9" (6.32 m)	Fuel Capacity.....	38 gal. (143.8 l)
Lifting Rings (between centers).....	19' 8" (5.99 m)	Approximate Weight.....	3830 lb. (1737 kg)
Beam.....	93" (2.36 m)	Max. Capacity.....	9 people (8350 lb/612 kg)
		Gear Reduction Ratio.....	1.46:1

Team Athletes Featured: Keith Lidburg, Lauren Loe, Shawn Watson and Danny Harf in the Air Nautique SV211 Team Edition (Color: patriot red).

Air Nautique SV-211

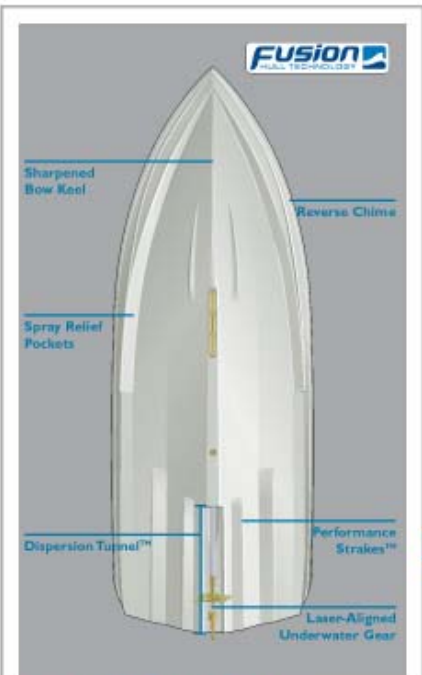
Innovative... Carefree... Thrill seeker... Correct Craft has once again reinvented the sport of wakeboarding. Meet the Air Nautique SV-211 with Fusion Hull Technology—the most versatile and advanced sports/recreation boat ever introduced. Riders can catch serious air with the patented Flight Control Tower and up to 730 pounds of intense ballast. The Dispersion Tunnel with the Hydro-Gate disengaged not only provides superior launching power for wakeboarders at every level of their sport, it can also create a soft and forgiving slalom wake when the Hydro-Gate is engaged. Now your friends, and maybe even your parents, can get out of the observer's seat and behind the boat where the real action takes place.



- 1) Extra storage found under the loveseat combined with the under-bow storage creates an incredible 20 cubic feet of room for all your gear.
- 2) Everyone wants to drive behind the wheel of the ergonomically-designed Smart Pod with silver accented Faria gauges.
- 3) The two-passenger removable stern seat ensures that there is plenty of comfortable seating for the whole gang.
- 4) Lockable dash storage houses the Clarion AM/FM/CD satellite-ready stereo with digital remote as well as audio input jacks perfect for plugging in your MP3 player, portable DVD player, or digital camera.

Key Features

- 730 pounds of ballast with helm control
- 58-quart built in cooler
- Flight Control Tower
- 55 cubic feet of storage



FUSION HULL TECHNOLOGY™

Fusion Hull Technology, Correct Craft's latest innovation, brings families together by creating a true crossover boat that gives them a choice of an ideal slalom wake or a variety of wakeboarding wakes in one easy motion. The SportShift, located next to the throttle, controls the Hydro-Gate which controls the water that is being directed to the dispersion tunnel of the Fusion Hull's strakes to create different levels of pressure. The level of pressure you choose, gives you the type of wake you desire. The reverse chines work in concert with the aft performance strakes to establish the optimum attack angle of the hull through the water. The result is the famous Nautique ride, which can be enjoyed at any speed.




SPECIFICATIONS	
Length Overall.....	24' 9.5" (7.56 m)
Length w/o Platform.....	22' 6.5" (6.87 m)
Lifting Rings (between centers).....	20' 11" (6.38 m)
Beam.....	96.5" (2.45 m)
Draft.....	31" (.79 m)
Fuel Capacity.....	50 gal. (189.3 l)
Approximate Weight.....	3900 lb. (1773 kg)
Max. Capacity.....	12 people (2000 lb./909 kg)
Gear Reduction Ratio.....	1.46:1

Team Athletes Featured: Gregg Necrason, Shaun Murray and George Daniels in the Air Nautique 226 Team Edition (Color: thermal yellow).

Air Nautique 226

Captivating... Daring... Awesome... The largest in its fleet, the Air Nautique 226 is the inboard of all inboards. The factory-installed ballast system has the capacity to hold a ludicrous 900 pounds of added weight to create a monstrous sick wake that's perfect for long-line free riding. There is no question as to why pro riders love this boat! Even when the Nautique 226 is at its full capacity with passengers, gear, and ballast, it still has the same impressive smooth pull, responsiveness, and out-of-the-hole power as the Ski Nautique 196. Whether you're kicking back in the fully-stocked open-bow or catching insane air, one thing is for sure, everyone on the Air Nautique 226 is along for the ride.



- 1) The large 100-quart double cooler has plenty of room to keep drinks cold for everyone on board. Plus, the removable tray is perfect for keeping food cool and dry.
- 2) The open-bow with grab rails, cup holders, a 12-volt plug, and an optional speaker module is the perfect place to stretch out and enjoy the view.
- 3) If you choose the Team Package, the Pulki/MOMO subwoofer and amp will be found under the loveseat and can store a lot of the gear you're going to need for a full day of fun on the water.
- 4) Refueling your energy with a snack at the optional table is a great time to recap the day's highlights.

Key Features

- ✓ Flight Control Tower
- ✓ Helm control of the launch control system
- ✓ 100-quart cooler
- ✓ 900 pounds of ballast



VANS® Triple Crown of Wakeboarding National Championships

p.34

BIG WAKES. BIG AIR. BIG SPACE.

Big wakes are not the only thing that this boat boasts. Its debut on center stage was at the 2004 VANS Triple Crown of Wakeboarding National Championships. It pulled the prestigious Pro Mens Division with nothing but positive feedback on the performance, handling and wake characteristics. There's definitely nothing small about the Air Nautique 226. The largest in its fleet, this superior wakeboarding boat was made to please a crowd with comfortable seating for 12, a 100-quart cooler, and 65 cubic feet of storage space. Plus, the factory-installed ballast system has the capacity to hold 900 pounds of added weight to create an incredibly sick wake that's perfect for long-line free riding. There's no question why everyone from beginning boarders to pro-level riders love this boat!

Standard Equipment

S-Standard, O-Optional, NA-Not Available

CONSTRUCTION AND MATERIALS	196	206	216	210	211	226
5-Year Transferable Promise Warranty*	S	S	S	S	S	S
All Composite Construction	S	S	S	S	S	S
100% AME 5000® Epoxy Lamination Resin (Used on All Hull and Deck Construction)	S	S	S	S	S	S
Certified Flotation Foam (Exceeds U.S. Coast Guard & NMMA Industry Requirements)	S	S	S	S	S	S
NMMA Certified	S	S	S	S	S	S
Meets and Exceeds USCG Requirements	S	S	S	S	S	S
Precision Vacuum Molding Process	S	S	S	S	S	S
Noisidamp® Vibration Damping and Sound Suppression Systems	S	S	S	S	S	S
40-oz. BCF Carpet (Removable Slide-in Carpet in specified models)	S	S	S	S	S	S
34-oz. Luxurious Upholstery Vinyl with Biocide & Stain Resistant Top Coat	S	S	S	S	S	S
Premium High Resiliency Bio-ride Treated Cushion Foam	S	S	S	S	S	S
Acme Performance Matched CNC Propeller	S	S	S	S	S	S
Hull-Hugger® Muffler	S	S	S	NA	NA	NA
Inverta-Fl® Muffler	NA	NA	NA	S	S	S
Laser-Aligned Underwater Gear	S	S	S	S	S	S
Motor Box (Rocker-Lift)	S	S	S	NA	NA	NA
Teflon-impregnated Water Sports Pylon	S	S	S	O	O	S
2005 Re-designed Rudder	S	S	S	S	S	S
Computerized Bilge Pump	S(1)	S(2)	S(2)	S(2)	S(2)	S(2)
EZ® Oil Drain System	S	S	S	S	S	S
Tek Fasteners (Thru-Hole Panel and SportShift® Locations)	S	S	S	S	S	S
Dispersion Tunnel with Hydro-Gate™	NA	NA	NA	NA	S	NA
Fusion Hull Technology™ with "SportShift™" Control	NA	NA	NA	NA	S	NA
Revolutionary Hybrid Technology TSC® Wetted Hull Surface	NA	S	NA	NA	NA	NA
Composite Integrated Stringer System	S	S	S	S	S	S
USA Water Ski Approved Tournament Towboat	S	S	NA	NA	S	NA
EXTERIOR						
Teak Boarding Platform	S	S	S	S	S	S
Bow Lift Rings (Adjustable and 5-Speed)	S(A)	S(S)	S(S)	S(S)	S(S)	S(S)
Navigation Light	S	S	S	S	S	S
Custom Drip Molded Graphics and Striping	S	S	S	S	S	S
Convenient Dual Gas Fills	S	S	S	S	S	S
Rhino Trak Step Pads	S	S	S	S	S	NA
Transom Grab Rails	S(2)	S(2)	S(1)	S(1)	S(2)	S(2)
Transom Lift Rings	S(S)	S(S)	S(S)	S(S)	S(S)	S(S)
Water Sports Ski Ring (class)	S	S	S	NA	NA	NA
Double O-Ring Rudder Port with Grease Fittings (O-Rings include remote extension)	S	S	S	S	S	S
Double Taper Propeller Shafts	S	S	S	S	S	S
Windshield (Silver Emulsion)	S	S	S	S	S	S
HELM						
Smart Pod™ and Console	S	S	S	S	S	S
Faria® Analog Gauges (Analog Mount)	S	S	S	S	S	NA
Emergency Engine Shut-Off	S	S	S	S	S	S
Fully Adjustable Driver's Seat	S	S	S	S	S	S
Rack and Pinion Steering with Adjustable Tilt	S	S	S	S	S	S
Rearview Mirror (with Adjustable Base)	S	S	S	S	S	S
CONVENIENCE						
12-Volt Receptacles	S(2)	S(2)	S(2)	S(1)	S(1)	S(1)
Interstate® Standard Marine Battery Certificate (Dealer Installed)	S	S	S	S	S	S
Raw Water Intake Sea-Cock	S	S	S	S	S	S
Under-Bow Storage Compartments	S	S	S	S	S	S
Cargo Nets	S	S	S	S	S	S
Cup Holders	S	S	S	S	S	S
Cooler	S	S	S	S	S	S
Floor Locker Storage	NA	S	S	NA	S	S
Interior Grab Rails	S	S	S	S	S	S
Storage Lights/Courtesy Lights	S	S	S	S	S	S
Rear Engine Hatch, Locking (Rocker-Lift)	NA	NA	NA	S	S	S
Rear Trunk Storage, Locking (Port and Starboard)	S	S	S	S	S	S
Walk-thru Bow Seating	NA	S	S	S	S	S

In keeping with its commitment to ongoing quality development, Corvair Craft reserves the right to discontinue or modify specifications, models, equipment, colors or prices without any obligation. © 2005 Corvair Craft, Inc.

STANDARD EQUIPMENT DESCRIPTIONS

• **Certified Flotation Foam.** Used primarily for safety and hull noise reduction. Did you know that tests on the Swamped Buoyancy Test for USCG Basic Flotation, conducted by IMANNA Laboratory in April of 2003 determined that the 2003 Model 226 Nautique would stay afloat for up to 18 hours or more following a catastrophic water intrusion (swamping). The criteria for this test says, "After the 18-hour soak with the boat loaded with weight to simulate Persons and flooded Air Chambers, it must float with some portion of the boat above the surface of the water."

• **NMMA Certified.** Nautique meets all marine industry safety standards set by the National Marine Manufacturers Association. In addition, all Nautiques meet or exceed USCG (U.S. Coast Guard) and ABYC (American Boating & Yachting Congress) requirements.

• **34-oz. Luxurious Upholstery Vinyl.** Covers our exclusive HR Biocide-protected foam, providing 10 times the life of foam used by our competitors. In addition Nautique have a Stain Resistant Top Coat to help protect your vinyl and make clean-up much easier.

• **Laser Alignment.** The underwater gear of your Nautique is important to assure that the rudder, propeller, strut and fins are all perfectly aligned. This precise alignment of the underwater gear assures you the famous Nautique tracking and ease of handling.

• **SportShift.** The Correct Craft, innovative SportShift, is located next to the throttle and makes the Sport Nautique SW211 truly versatile by creating designer wakes. With one easy shift, the driver can engage a Hydro-Gate, which builds pressure and lift for a completely new wake experience. This creative technology can be activated at anytime and at any speed. This technology allows the driver to transform the wake to suit the rider's, or skier's, ability in one easy motion by engaging the Hydro-Gate, to create pressure and lift for a completely new wake.

• **Lifting Rings.** Our integrated stringer system is so strong that we recommend you hang your boat by its fully functional lifting rings. You can bet that no other boat maker will recommend that!

• **Adjustable Driver's Seat.** The fully adjustable driver's seat is lumbar support designed. The Seat Base is re-designed for improved forward and aft side movement and swivel. A lever under the driver's seat on the left side allows the seat to slide fore and aft.

• **Interstate® Standard Marine Battery Certificate.** Each Nautique comes with the Interstate Standard Marine Battery Certificate. The Dealer uses this certificate to get and keep fresh batteries at all times from Interstate Batteries. This assures every new boat is delivered with a fresh battery.

• **Raw Water Intake Sea-Cock.** Raw water comes through an intake to keep the engine cool. The sea-cock is an emergency valve to shut off the intake, in case of a malfunction with the engine, to stop water from coming in and swamping the boat.

• **3-Speed Heater/Defroster.** Pushbutton control/indicator for the 3-speed heater is located on the ignition and switch panel in the dash Smart Pod. This heater button controls four different heater functions. Pressing and releasing the heater button turns on low speed. Press again for Medium; again for high; and once again to turn it off. The indicator light for this button will illuminate if the heater is running at any of the three speeds.

Standard and Optional Equipment

Choose the Performance Package that best suits your needs, SE (S), Limited (L) or Team (T).

ENGINES	196s	196L	196T	206s	206L	206T	216s	216L	216T	210s	210L	210T
PCM® Pro Sport 5.0 Liter V-8 Multi-Port ER 275 hp	S	NA	NA	S	NA	NA	S	NA	NA	NA	NA	NA
PCM® Encalbur™ 5.7 Liter V-8 Multi-Port ER 330 hp	O	S	S	O	S	S	O	S	S	S	S	S
PCM® ZR6 6.0 Liter V-8 Multi-Port ER 375 hp (With Standard Fresh Water Cooling)	S	O	O	S	S	S	S	O	O	S	NA	NA
PCM® Power Plus® High Performance Revolution Gear Transmission Direct Drive B221 Gear Ratio	S	S	S	S	S	S	S	S	S	NA	NA	NA
PCM® Power Plus® High Performance H Transmission w/HiWater™ V-Drive H88 Gear Ratio	NA	NA	NA	NA	NA	NA	NA	NA	NA	S	S	S
Alternator (3000 rpm) (3000 rpm)	S	S	S	S	S	S	S	S	S	S	S	S
ENGINE OPTIONS												
Automatic Fire Extinguisher	O	O	O	O	O	O	O	O	O	O	O	O
Oil Drip Pan	O	O	O	O	O	O	O	O	O	O	O	O
Dripless Packing Gland	O	O	O	O	O	O	O	O	O	O	O	O
Battery Cut-off Switch (ON/OFF)	NA	O	O	NA	O	O	NA	O	O	NA	O	S
Dual Battery Box, includes Battery Cut-off switch	NA	NA	NA	NA	NA	NA	NA	NA	NA	NA	O	S
Fresh Water Cooling* (Standard on PCM® ZR6 6.0 Liter Engine)	O	O	O	O	O	O	O	O	O	O	O	O
Fresh Water Flush	O	O	O	O	O	O	O	O	O	O	O	O
HELM												
Faria® Analog Gauges	S	NA	NA	S	NA	NA	S	NA	NA	S	NA	NA
Key Ignition and Toggle Switches	S	NA	NA	S	NA	NA	S	NA	NA	S	NA	NA
Faria® Digital System Gauges	NA	S	S	NA	S	S	NA	S	S	NA	S	S
Custom Coded Keyless Ignition	NA	S	S	NA	S	S	NA	S	S	NA	S	S
Standard Steering Wheel and Throttle Knob	S	NA	NA	S	NA	NA	S	NA	NA	S	NA	NA
Custom Steering Wheel and Throttle Knob	NA	S	S	NA	S	S	NA	S	S	NA	S	S
Air/Water Temp	NA	S	S	NA	S	S	NA	S	S	NA	S	S
Depth Finder	NA	S	S	NA	S	S	NA	S	S	NA	S	S
PerfectPass®—Correct Craft Cruise™	NA	O	NA	NA	O	NA	NA	O	NA	NA	O	NA
PerfectPass®—Digital Pro	O	O	S	O	O	O	O	O	O	O	O	O
PerfectPass®—Wakeboard Pro	O	O	O	O	O	S	O	O	O	O	O	O
PerfectPass®—Jump and Skidom Switch	O	O	O	O	O	O	O	O	O	O	O	O
Flip-up Driver's Seat	O	O	O	O	O	O	O	O	O	O	O	O
Helium Ballast Gondol (1, 2 or 3 Tanks, Model 30000)	O(1)	O(1)	S(1)	O	O	S	O	O	S	O	O	S
STEREO OPTIONS												
Clarion® Stereo System Level 1: 4-Channel w/2x100Watt, 2x60Watt, 2x30Watt, 2x15Watt, 2x5Watt, 2x1Watt, 2x0.5Watt, 2x0.25Watt, 2x0.125Watt, 2x0.0625Watt, 2x0.03125Watt, 2x0.015625Watt, 2x0.0078125Watt, 2x0.00390625Watt, 2x0.001953125Watt, 2x0.0009765625Watt, 2x0.00048828125Watt, 2x0.000244140625Watt, 2x0.0001220703125Watt, 2x0.00006103515625Watt, 2x0.000030517578125Watt, 2x0.0000152587890625Watt, 2x0.00000762939453125Watt, 2x0.000003814697265625Watt, 2x0.0000019073486328125Watt, 2x0.00000095367431640625Watt, 2x0.000000476837158203125Watt, 2x0.0000002384185791015625Watt, 2x0.00000011920928955078125Watt, 2x0.000000059604644775390625Watt, 2x0.0000000298023223876953125Watt, 2x0.00000001490116119384765625Watt, 2x0.000000007450580596923828125Watt, 2x0.0000000037252902984619140625Watt, 2x0.00000000186264514923095703125Watt, 2x0.000000000931322574615478515625Watt, 2x0.0000000004656612873077392578125Watt, 2x0.00000000023283064365386962890625Watt, 2x0.000000000116415321826934814453125Watt, 2x0.000000000058207660913467407171875Watt, 2x0.0000000000291038304567337035859375Watt, 2x0.00000000001455191522836685179296875Watt, 2x0.000000000007275957614183425896484375Watt, 2x0.0000000000036379788070917129482421875Watt, 2x0.00000000000181898940354585647412109375Watt, 2x0.000000000000909494701772928237060546875Watt, 2x0.0000000000004547473508864619185302734375Watt, 2x0.00000000000022737367544323095926513671875Watt, 2x0.000000000000113686837721615479632568359375Watt, 2x0.0000000000000568434188608077398162841796875Watt, 2x0.00000000000002842170943040386990814208984375Watt, 2x0.0000000000000142108547152019349540710444921875Watt, 2x0.00000000000000710542735760096747703552224609375Watt, 2x0.000000000000003552713678800483888517761123046875Watt, 2x0.0000000000000017763568394002419442588805615234375Watt, 2x0.00000000000000088817841970012097212944028076171875Watt, 2x0.00000000000000044408920985006048606472014038089375Watt, 2x0.000000000000000222044604925030243032360070190446875Watt, 2x0.0000000000000001110223024625151215161800350952234375Watt, 2x0.00000000000000005551115123125756075809001754761171875Watt, 2x0.000000000000000027755575615628780379045008773805859375Watt, 2x0.0000000000000000138777878078143901895225043869029296875Watt, 2x0.000000000000000006938893903907195094761250194345146484375Watt, 2x0.00000000000000000346944695195359754738062509717257321875Watt, 2x0.000000000000000001734723475976798773690312548586286609375Watt, 2x0.0000000000000000008673617379883993868451562442931433046875Watt, 2x0.00000000000000000043368086899419969342257812214657165234375Watt, 2x0.000000000000000000216840434497099846711289061073285826171875Watt, 2x0.0000000000000000001084202172485499233556445305366429130859375Watt, 2x0.0000000000000000000542101086242749616778222652683214564296875Watt, 2x0.00000000000000000002710505431213748083891113263416072832146484375Watt, 2x0.00000000000000000001355252715606874041945556631708036416072832146484375Watt, 2x0.00000000000000000000677626357803437020972778315854018208036416072832146484375Watt, 2x0.00000000000000000000338813178901718510486389157927009104018208036416072832146484375Watt, 2x0.00000000000000000000169406589450859255243194578963504552009104018208036416072832146484375Watt, 2x0.000000000000000000000847032947254296276215972894817502276004552009104018208036416072832146484375Watt, 2x0.000000000000000000000423516473627148138107861447408751138002276004552009104018208036416072832146484375Watt, 2x0.000000000000000000000211758236813574069053930723704375569001138002276004552009104018208036416072832146484375Watt, 2x0.000000000000000000000105879118406787034526965361852187780000569001138002276004552009104018208036416072832146484375Watt, 2x0.000000000000000000000052939559203393517263482680926108890000284500069000569001138002276004552009104018208036416072832146484375Watt, 2x0.000000000000000000000026469779601696758631721340463054445000014225000345000284500069000569001138002276004552009104018208036416072832146484375Watt, 2x0.00000000000000000000001323488980084837933158606723152722250000071125000172500014225000345000284500069000569001138002276004552009104018208036416072832146484375Watt, 2x0.00000000000000000000000661744490042418966579303361576361125000003556250000862500071125000172500014225000345000284500069000569001138002276004552009104018208036416072832146484375Watt, 2x0.000000000000000000000003308722450212094832896516807881805625000017781250000431250003556250000862500071125000172500014225000345000284500069000569001138002276004552009104018208036416072832146484375Watt, 2x0.00000000000000000000000165436122510604741644825840394090281250000088906250002156250017781250000431250003556250000862500071125000172500014225000345000284500069000569001138002276004552009104018208036416072832146484375Watt, 2x0.00000000000000000000000082718061255302370822241420197045140625000044453125000107812500088906250002156250017781250000431250003556250000862500071125000172500014225000345000284500069000569001138002276004552009104018208036416072832146484375Watt, 2x0.0000000000000000000000004135903062765118541112071009852257031250000222265625000539062500444531250010781250088906250002156250017781250000431250003556250000862500071125000172500014225000345000284500069000569001138002276004552009104018208036416072832146484375Watt, 2x0.00000000000000000000000020679515313825942705560355049261285156250001111328125002695312500222265625000539062500444531250010781250088906250002156250017781250000431250003556250000862500071125000172500014225000345000284500069000569001138002276004552009104018208036416072832146484375Watt, 2x0.000000000000000000000000103397576569129713527801775246306425781250000555664062500134765625001111328125002695312500222265625000539062500444531250010781250088906250002156250017781250000431250003556250000862500071125000172500014225000345000284500069000569001138002276004552009104018208036416072832146484375Watt, 2x0.000000000000000000000000051698788284564856763900887623153212890625000277832031250067382812500555664062500134765625001111328125002695312500222265625000539062500444531250010781250088906250002156250017781250000431250003556250000862500071125000172500014225000345000284500069000569001138002276004552009104018208036416072832146484375Watt, 2x0.00000000000000000000000002584939414228242838195044381156606445312500013891601562500336914062500277832031250067382812500555664062500134765625001111328125002695312500222265625000539062500444531250010781250088906250002156250017781250000431250003556250000862500071125000172500014225000345000284500069000569001138002276004552009104018208036416072832146484375Watt, 2x0.0000000000000000000000000129246970711412141909752219057830322265625000069458007812500168457031250013891601562500336914062500277832031250067382812500555664062500134765625001111328125002695312500222265625000539062500444531250010781250088906250002156250017781250000431250003556250000862500071125000172500014225000345000284500069000569001138002276004552009104018208036416072832146484375Watt, 2x0.00000000000000000000000000646234853557060709548761095289151613281250000347290039062500842285156250069458007812500168457031250013891601562500336914062500277832031250067382812500555664062500134765625001111328125002695312500222265625000539062500444531250010781250088906250002156250017781250000431250003556250000862500071125000172500014225000345000284500069000569001138002276004552009104018208036416072832146484375Watt, 2x0.000000000000000000000000003231174267785303547743805476144575781250000173645019531250042114257812500347290039062500842285156250069458007812500168457031250013891601562500336914062500277832031250067382812500555664062500134765625001111328125002695312500222265625000539062500444531250010781250088906250002156250017781250000431250003556250000862500071125000172500014225000345000284500069000569001138002276004552009104018208036416072832146484375Watt, 2x0.000000000000000000000000001615587133892651773871902738072287890625000008682250976562500210571289062500173645019531250042114257812500347290039062500842285156250069458007812500168457031250013891601562500336914062500277832031250067382812500555664062500134765625001111328125002695312500222265625000539062500444531250010781250088906250002156250017781250000431250003556250000862500071125000172500014225000345000284500069000569001138002276004552009104018208036416072832146484375Watt, 2x0.00000000000000000000000000080779356694632588693595136903614394531250000434112548828125001052856445312500173645019531250042114257812500347290039062500842285156250069458007812500168457031250013891601562500336914062500277832031250067382812500555664062500134765625001111328125002695312500222265625000539062500444531250010781250088906250002156250017781250000431250003556250000862500071125000172500014225000345000284500069000569001138002276004552009104018208036416072832146484375Watt, 2x0.0000000000000000000000000004038967834731629434679756845180719726562500002170562744140625005264282226562500173645019531250042114257812500347290039062500842285156250069458007812500168457031250013891601562500336914062500277832031250067382812500555664062500134765625001111328125002695312500222265625000539062500444531250010781250088906250002156250017781250000431250003556250000862500071125000172500014225000345000284500069000569001138002276004552009104018208036416072832146484375Watt, 2x0.0000000000000000000000000002019483917365814717339878422590359863281250000108528137207031250026321411132812500173645019531250042114257812500347290039062500842285156250069458007812500168457031250013891601562500336914062500277832031250067382812500555664062500134765625001111328125002695312500222265625000539062500444531250010781250088906250002156250017781250000431250003556250000862500071125000172500014225000345000284500069000569001138002276004552009104018208036416072832146484375Watt, 2x0.0000000000000000000000000001009741958682907358669939211295179931640625000005426406860351562500131607												

Standard and Optional Equipment

Choose the Performance Package that best suits your needs. SE (S), Limited (L) or Team (T)*.

ENGINES	211S	211L	211T	226L	226T
PCM® Pro Sport 5.0 Liter V-8 Multi-Port EFI 275 hp	S	O	O	NA	NA
PCM® Escalibur® 5.7 Liter V-8 Multi-Port EFI 330 hp	O	S	S	S	S
PCM® ZR6 6.0 Liter V-8 Multi-Port EFI 375 hp (With Standard Peak Water Cooling)	O	O	O	O	O
PCM® Power Plus® High-Performance Reduction Gear Transmission Direct Drive 4231 Gear Ratio	NA	NA	NA	NA	NA
PCM® Power Plus® High-Performance 4th Transmission with 1940mm V-Drive 4-Hook Gear Ratio	S	S	S	S	S
Alternator (High output 100Amps)	S	S	S	S	S
ENGINE OPTIONS					
Automatic Fire Extinguisher	O	O	O	O	O
Oil Drip Pan	O	O	O	O	O
Drainless Packing Gland	O	O	O	O	O
Battery Cut-off Switch (CHG25)	O	O	O	O	O
Dual Battery Box, includes battery Cut-off switch	O	O	O	O	O
Fresh Water Cooling* (Standard on PCM ZR6 6.0 Liter Engine)	O	O	O	O	O
Fresh Water Flush	O	O	O	O	O
HELM					
Faria® Analog Gauges	S	NA	NA	NA	NA
Key Ignition and Toggle Switches	S	NA	NA	NA	NA
Faria® Digital System Gauges	NA	S	S	S	S
Custom Coated Keyless Ignition	NA	S	S	S	S
Standard Steering Wheel and Throttle Knob	S	NA	NA	NA	NA
Custom Steering Wheel and Throttle Knob	O	S	S	S	S
Air/Water Temp	NA	NA	NA	NA	NA
Depth Finder	NA	NA	NA	NA	NA
PerfectPass®-Correct Craft Cruise™	O	O	O	O	O
PerfectPass®-Digital Pro	O	O	O	O	O
PerfectPass®-Waveboard Pro	O	O	O	O	O
PerfectPass®-Jump and Slalom Switch	O	O	O	O	O
Flip-up Driver's Seat	O	O	O	O	O
Helm Roll-Over Control (1, 2 or 3 Tows, Model Specific)	O	O	O	O	O
STEREO OPTIONS					
Clarion® Stereo System Level 1: AM/FM/CD w/Digital Memory Scan, Double Bass, 30-Watt Amplifier & 4 PAW0402 Speakers w/Custom Towee® Adjustment	O	S	NA	S	NA
Clarion® Stereo System Level 2: AM/FM/CD w/Digital Memory Scan, Double Bass, 4 PAW0402 Speakers w/Custom Towee® Adjustment & 100-Watt external amp	O	O	S	O	S
Clarion® Stereo System Level 3: 1/2 Stage Stereo System, 2 PAW0402 Speakers w/Custom Towee® Adjustment & 100-Watt external amp	O	O	S	O	O
Clarion® Stereo System Level 4: 1/2 Stage Stereo System, 4 PAW0402 Speakers w/Custom Towee® Adjustment & 100-Watt external amp	O	O	S	O	O
Clarion® 6-Disc Changer	O	O	O	O	O
Audio Input Jacks with Hot Plug (MP3, Portable DVD, Digital Cassettes and Audio/Video Capabilities)	O	S	S	S	S
Dual Battery Ready Option	O	S	S	O	S
PERFORMANCE OPTIONS					
Factory Ballast Tanks	O(L)	O(L)	S(L)	O(L)	S(L)
Flight Control Tower® (US Utility Pattern: 5/97N/353 and 6/92B/9 US Design-Feature #D435/972 US RE 32,823C)	O	O	S	O	S
Includes: 360° All-Round Light	O	O	S	O	S
Flight Clip® Board Racks	NA	NA	NA	NA	NA
Six Racks	O	O	O	O	O
Rear Water Sports Pylon	NA	NA	NA	NA	NA
Air Nautique® Extended Pylon	O	O	O	S	S
Roswell® Vision-Air Adjustable Tower Mount Mirror Arms	O	O	O	O	O
CONVENIENCE OPTIONS					
Retractable Stern Light (NA with Flight Control Tower®)	O	O	NA	O	NA
Heater 3-Speed and Defroster	NA	O	O	O	O
Shower* (Not Available on 5.0 Liter Engine)	NA	O	O	O	O
Pull-Out Cleats-Mid-ship (2)	O	S	S	S	S
Pull-Out Cleats-Stern (2)	O	O	O	O	O
Storable Table	NA	NA	NA	O	O
Jump Seat	O	O	S	O	S
Tournament Seat	NA	NA	NA	NA	NA
Stern Seat, (Removable Center Console)	O	O	O	S	S
Bow Modules/Speakers (2) Cup holders (2), Starboard Hot Plug (1)	NA	NA	NA	NA	NA
Docking Lights (Standard)	NA	O	O	NA	O
Custom Stainless Step Pads	O	O	O	S	S
Composite Boarding Platform	O	O	S	O	S
Walk-Thru Air-Dam Curtain	O	O	O	O	O
Windshield Walk-Thru	S	S	S	S	S
Bow Walk-Thru Storage Access Door w/36-quart removable Igloo® Cooler	O	O	O	NA	NA
Bow Walk-Thru Filter Cushion	O	O	O	O	O

OPTIONAL EQUIPMENT DESCRIPTIONS

• **Storable Table.** This acrylic-capped ABS oval table has cup holders at both ends and can be removed easily and stored in the aft storage compartment.

• **Composite Boarding Platform.** This oversized composite platform is silver cloud with customized Rhino Trak with Nautiques logo and provides extra space to make it easier to get in and out of the water.

• **Hot/Cold Shower.** This pushbutton control is located on the ignition and switch panel in the dash Smart Pod. The shower is turned on and off by pressing and releasing the button. The indicator light will illuminate when the shower is on.

• **Walk-Thru Air-Dam Curtain.** The air-dam curtain is made of canvas material and stops the flow of on-rushing air into the main cabin.

PERFORMANCE PACKAGES

SE Package

If you're looking for the highest quality towboat available, but don't necessarily desire all the possible extras, Correct Craft's SE Package may be for you. You'll get the performance capabilities that can only come from 80 years of industry-leading experience plus, a keyed ignition, analog Faria gauges, toggle switches, and standard color placement.


Limited Package

Our Limited Package is anything but limiting! With this amazing package, you will enjoy the benefits of owning a top-of-the-line inboard along with some of the most sought after amenities in the industry including keyless ignition with Faria serial gauges, a custom steering wheel and throttle knob, pull-out cleats, a depth finder, and an awesome SIRIUS satellite-ready Clarion stereo system with AM/FM/CD stereo with dash remote and Polk/MOMO speakers, amp and subwoofer.

Team Package

If you're serious about wakeboarding, then you seriously need to get Correct Craft's Team Package for the ultimate wakeboarding experience! With this out-of-control package, you'll get all the bells and whistles of the Limited Package, plus the innovative Launch Control System with ballast tanks and helm control, the revolutionary Flight Control Tower with Correct Craft Flight Clips, the in-demand PerfectPass Digital Pro, an unbelievable SIRIUS satellite-ready Clarion stereo system with Polk/MOMO speakers, amp and subwoofer, the much appreciated composite boarding platform, and the totally rad team graphics.

Optional Equipment



1. Tower Speakers. These Deafcon I cans are engraved with Air Nautique logo, and is part of the Deafcon I System: Two 80-watt Polk/MOMO Speakers with crossover directional tweeters and 160 watt external amp, available with tower speakers level 1 upgrade.

2. Removable 226 Table. You can entertain in style when you set up the 226's table in either the bow for a cozy booth or in the arena seating area for optimal service.

3. Keyless Ignition. Worry-free programmable, keyless, push-button ignition is great to have... no fuss over forgotten or lost keys.

4. Ski Racks. Stores up to two slalom skis securely along the starboard side of your Ski Nautique 196 or 206. These racks are stainless steel with a rubber gasket to protect the finish of your skis.

5. Composite Platform. The Correct Craft oversized composite platform is available in silver cloud with Rhino Trak customized with a Nautique logo.

6. Audio Input Jacks. Bring along your iPod or MP3 to listen to your favorite tunes without the hassle of bringing along CD's. These audio input jacks will also accommodate a portable DVD player and audio/video capabilities.

7. Bow Speaker Modules. Enjoy the comfort and convenience of two speakers and cup holder on both the port and starboard sides, as well as a 12-volt hot plug on the starboard side.

8. Hot/Cold Shower. Diehard riders and skiers still braving it in the fall will appreciate the hot water shower to help warm them up as they come out of the chilly water.

9. Mirror Bracket. Adjustable, billet aluminum tower-mount bracket with mirror for a better rear view.

10. Bimini Top. A custom-fit bimini top is available for every Nautique model in a variety of colors.

11. Board Racks. Using Flight Clips to securely hold up to four boards on the stainless steel racks. Easy one-handed operation with the Air Nautique logo.

12. Speakers. Polk/MOMO speakers for clear definition of sound as part of the Clarion AM/FM/CD Stereo System with digital remote control.

13. Optional Table. Great for entertaining; easily removable for convenient storage.

14. Tower Speakers. These Deafcon III cans are engraved with the Air Nautique logo, and is part of the Deafcon III System: Four 80-watt Polk/MOMO speakers with crossover directional tweeters and 160 watt, 2-channel Clarion amp., available with tower speakers level 2 upgrade.

15. Speed Control Systems. PerfectPass systems are available as Correct Craft Cruise, PerfectPass Digital Pro and PerfectPass Wakeboard Digital Pro. Correct Craft Cruise works just like cruise control on your car so anyone can keep constant speed.

16. Flight Control Tower. This utility-patented Flight Control Tower raises the towrope height to 75" above the floor of the boat allowing a greater possible lift for riders.

Engine Options

Here are some of the premium feature benefits exclusive to PCM:

• **J.D. Power and Associates Award:** Pleasurecraft Engine Group received the Highest Ranking in Customer Satisfaction among Gas Inboard Engines (Ski/Wakeboard) in the 2003 J.D. Power and Associates Marine Engine Competitive Information Study™ (MECIS). The study looked at areas that included performance, trouble-free operation and handling of warranty claims. All PCM engines offer the strongest buyer protection plan available and come with a three-year factory-based warranty that is transferable to a second owner. *Study based on responses from a total of 10,734 owners of 2002 and early 2003 model year boats.

• **Stainless Steel Adjust-A-Flex Mounts™:** This mounting system provides a smooth, vibration-free performance that only Correct Craft owners can expect. This unique rear-mount system provides double support with larger, more robust, and micro-adjustable mounts for added stability and strength.

• **Premium Cooling System:** This premium water pump has non-corrosive brass and stainless steel housing making it able to withstand even the harshest marine environment. It's easily accessed and is driven by the serpentine belt system providing easy maintenance and carefree boating.

• **New and Improved Fuel Control Cell™:** This patented fuel filtration system is exclusive to PCM. The two-pump system protects the injectors from water and contaminants to eliminate all possibility of fuel starvation and vapor lock.

• **New 100-amp Electrical System:** This new and powerful alternator accommodates the large electrical demands of today's massive stereos and accessories. The competition can only provide 60-70-amp alternators!

• **Power Plus® Transmission 1.23:1:** Half the weight of other transmissions yet, even more efficient. It provides 23 percent more torque for outstanding out-of-the-home performance as well as an excellent top speed. This transmission also provides the unique G-rotor hydraulic pump for smooth and efficient shifting.

Correct Craft Engine Features/Benefits

FEATURES:

• Ranked Highest in Customer Satisfaction by J.D. Power and Associates

• Stainless Steel Adjust-A-Flex Mounts are larger, more robust & micro-adjustable vs. the non-stainless, less adjustable mounts of the competition.

• New & improved Fuel Control Cell is still a patented fuel filtration system exclusive to PCM. It's a 2-pump system that protects the injectors from water and contaminants vs. the one-pump system of the competition.

• New 100 amp Electrical System vs. the 60-70 amp alternators of the competition.

• Power Plus Transmission 1.23 provides 23 percent more torque vs. the direct drive transmissions of the competition.

BENEFITS:

• No other engines in the marine industry can top PCM for performance, quality, customer service and buyer protection.

• The smooth, vibration-free performance Correct Craft owners deserve and expect.

• Ultimate cooling for added durability, easy maintenance and carefree boating.

• Eliminates all possibility of fuel starvation and vapor lock. Spend time on the water, not waiting on the dock for the boat to start!

• Accommodates the large electrical demands of today's big stereos & accessories. Get more out of your speakers!

• Out-of-the-whole performance, as well as excellent top speed.



Pro Sport 5.0L PCM/GM Vortec



Excalibur 330 5.7L PCM/GM Vortec



Modular Water Pump



Engine Mounting System



Fuel Control Cell (FCC)



ZR-6 6.0L PCM/GM Vortec engine

FEEL THE POWER

Customer satisfaction is so important to Correct Craft that we choose to partner only with companies who place the same value on delivering quality products and serving the people who enjoy their products as we do. That is why we have exclusively used Pleasurecraft Engine Group (PCM® Division) as our engine provider for over 26 years. Just last year, J.D. Power and Associates named PCM highest in customer satisfaction with Inboard Gas Engines (ski/wake). [That was one instance in which the study had awarded two products in one package: Correct Craft and PCM.] The PCM engines in Nautiques range from 330 to 425 horsepower and have up to 500 foot-pounds of torque. They are based on Vortec power featuring the latest in multi-port fuel injection from GM. These unbelievably powerful engines have ultra low emissions and a powerful ride that can only be found in a Nautique.

Colors, Stripes and Graphic Options



Air Nautique Graphic



Ski/Sport Nautique Graphic

Color Guide

Color is as unique as each individual. Choose the color combination that best reflects your personality. Because of the inherent differences between gelcoat resins and printer inks, the colors shown here are only intended to represent the colors found in your Nautique's hull and vinyls. To see a sample, visit your local dealer.

In keeping with its commitment to ongoing quality development, Correct Craft reserves the right to discontinue or modify specifications, models, equipment, colors or prices without any obligation. © 2005 Correct Craft, Inc.

COLOR GUIDE

Hull & Deck Color



Silver Cloud

Standard Gelcoat Colors



Onyx

Canyon Mist



Titanium

Patriot



Zephyr

Crush



Midnight

Thermal



Vapor

Fusion

Choose the color combination that best reflects your personality. Because of the inherent differences between gelcoat resins and printer inks, the colors shown here are only intended to represent the colors found in your Nautique's hull and vinyls. To see a sample, visit your local dealer.

A One-Two Punch Like No Other!



To guard, protect and defend.

The best 5-year transferable warranty in the marine industry, hands down.

So here's the real reason we strive to continue building the best towboats in the industry—you. You're what keeps us going. It's our passion to create boats that ensure our owners will have the most fun possible every time they go out on their Nautique. In order to make that dream come true for us, we have to not only build the best towboats available, we have to back up our quality work with a promise to you. Our five-year Promise Warranty is our way of showing you how committed we are to you and the boats we build for you. This five-year, transferable warranty literally covers everything including the hull, interior, control area and exterior. Oh, and did we mention that our promise even covers the gelcoat! It's just all part of the Nautique Difference that goes into each and every one of our boats.

*Correct Craft warranties don't include damage resulting from owner misuse or abuse.

CORRECT CORRECT CRAFT, INC. EARNS RECOGNITION FROM J.D. POWER AND ASSOCIATES FOR A SECOND CONSECUTIVE YEAR

Correct Craft Ranked Highest in Customer Satisfaction among Owners of Ski and Wakeboard Boats in the J.D. Power and Associates 2002 and 2003 Boat Competitive Information Studies.SM Correct Craft has ranked highest in customer satisfaction for two years in a row, since the inception of the J.D. Power and Associates Study of the marine industry. The study analyzes owners' satisfaction with their boats, product quality and the dealer sales and service experience. In addition to craftsmanship, the study measured owner satisfaction with overall exterior styling, features and amenities, helm and dash panels, seats, items of comfort and convenience, performance of the engine and propulsion system, the boat's ride and handling and its ease of maintenance.

"We are honored to again receive a J.D. Power and Associates Award," said Correct Craft's VP of Marketing and Special Events, Gary Meloon. I want to emphasize the role that our Correct Craft dealers play in that recognition. Dealers are absolutely central to our customers' ultimate satisfaction with their boats. The study suggests that improving the customer's dealership experience could do much to increase overall customer satisfaction. We consider this award a tribute to the dedication, the integrity and the hard work of Correct Craft dealers nationwide, and to our corporate employees in Orlando, Florida."

For 80 years, Correct Craft, Inc. has built a diverse and evolving line of tournament inboard ski, wakeboard and recreational boats—each designed to answer the special needs and wishes of knowledgeable boaters and their families.



J.D. Power and Associates 2002-2003 Boat Competitive Information StudiesSM. 2003 Study based on responses from a total of 10,774 owners of 2002 and 2003 model-year boats; includes fiberglass boats with highly specialized designs for waterskiing and wakeboarding, exclusively powered by gas inboard engines. www.jdpower.com

Choose to be part of the family.

Own a Nautique? Start living the *Nautique life*! Nautique owners are so proud of the boats they own, that they want to share their experience with other owners. That is why we're bringing back the Nautique Owners Association® (NOA™). By becoming a part of this exciting community, you'll be able to keep current with local and national events, check out what's happening with other members, and share some of your favorite Nautique experiences on our web site: www.nautiques.com and click on OWNERS RAMP.

Here are just some of the benefits NOA members will enjoy:

- T-shirt upon joining
- Die-cut decals upon joining
- Discounts on Fashion Nautique® gear
- Nautique News® as it is published
- Discounted Masters Water Ski and Wakeboard Tournament tickets
- Nautique calendar
- Annual NOA member's contest

Correct Craft wants NOA members to get as much enjoyment as possible out of their membership. We would be happy to hear from you if you have any suggestions on how we can make NOA even more fun than it has been in the past. Please contact us at marketing@correctcraft.com to share your ideas!





Watersports Responsibility Code

Be aware that there are elements of risk in boating, skiing, and riding that common sense and personal awareness can help reduce. Know your ability level and stay within it.

It is your responsibility to:

- Familiarize yourself with all applicable laws, the risks inherent in the sport and the proper use of equipment.
- Know the waterways where you will be skiing or riding.
- Do not ski or ride in shallow water, near shore, docks, pilings, swimmers, or other watercraft.
- Always have a person other than the boat driver as an observer and agree on hand signals before starting.
- Always wear a U.S. Coast Guard type III (PFD) vest.
- Read your owner's manual and inspect your equipment prior to use.
- Ski or ride within your limits.
- Always ski or ride in control and at speeds appropriate for your ability.
- Always turn ignition off when anyone is near watercraft power drive unit.
- Avoid CO poisoning! Never drag within 20 feet behind a moving watercraft.
- Do not operate watercraft, ski or ride under the influence of alcohol or drugs.

Correct Craft wants your boating experience to be a positive one. Please follow the Watersports Responsibility Code and help us to promote safe boating.





CORRECT CRAFT, INC.

6100 South Orange Avenue • Orlando, Florida 32809 USA

Toll Free: 1-800-346-2092 • Telephone: 407-855-4141 • Fax: 407-851-7844 • E-mail: slr@skinautique.com

www.nautiques.com

