



N A U T I Q U E S



live it!



The Nautique Family

For 79 years, our family has been dedicated to providing our customers with the finest inboard boats available. It's our passion to create the best performing boats in the industry. Boats that allow you to escape the routine of every day life. You see...you don't just own a Nautique, you live the Nautique life.

Our wealth of experience gives us the edge in innovation, quality, and performance. We have the most dedicated and loyal employees in the industry. Hands down. Our employees have been with us an average of seven years and many employees came to work for us with the desire to follow in their parent's footsteps. Every day, our employees do more than just punch a clock; they take personal pride in every boat that comes down the line.

It's the dedication of our staff that allows Correct Craft to top itself year after year with industry-changing innovations. Our design team created the world of wakeboarding with the introduction of the patented Flight Control Tower, Launch Control System, and the Total Wake Control hull. Water ski enthusiasts continue to break world records and achieve personal bests with the help of Correct Craft's revolutionary Total Surface Control hull technology. And no, we didn't forget those who love pleasure cruising. With the introduction of

the Nautique 226 last year, we've created an inboard boat that can meet the needs of every watersport addict, as well as provide room for eleven of their closest friends and all their gear.

In our quest to lead the industry, we haven't forgotten our number one priority — you, our customer. We build the best for the best. According to a recent study, Correct Craft ranks highest in customer satisfaction among ski and wakeboard boats. Correct Craft owners routinely recommend Nautiques to their friends. That says a lot.

Our commitment to building the best-built inboards in the industry is backed by our 5-year Promise Warranty. This is our commitment to you. Just one more way we can show our customers how much we appreciate them.

Are you ready to trade in your old lifestyle for a new one? Once you own a Nautique, life as you know it will never be the same.

Live It!

The Correct Craft Family

Keep your heart with all diligence, for out of it spring the issues of life.

Proverbs 4:23



No regrets. Just outstanding life moments. That's the way life is lived on a Nautique.









Team rider Shawn Watson





- 1- Composite platform. Correct Craft's oversized composite platform is available in Silver Cloud with Rhino Trak customized with the Nautique logo.
- 2- Total Wake Control. The ballast system is controlled from the helm with the push of a button and features gauges to monitor the amount of water in the tanks.
- 3- Spacious arena seating. There is room for everyone in the spacious arena-style seating area that boasts cup holders, under-seat storage, and a 25-quart cooler.
- 4- Rear Storage. Below the sun pad, there are two spacious storage areas for easy access to all of your boards and gear.



Super Air Nautique 210

As the official towboat of the WWA National and World Championships, the Super Air has riders at every level excited about wakeboarding.

Pros like Necrason, Watson, Harf, Byerly, and Murray ride behind the Super Air Nautique® for a reason....a wake like no other.

The patented Launch Control System has the capability of adding over 850 pounds of weight in the center belly tank and two rear tanks...that's a sick wake. And with the patented Flight Control Tower that raises the towline to 75 inches above the boat floor, you'll get some serious lift. The comfortable arena-style seating area has plenty of room and offers loads of storage space so you won't have to leave anyone behind. Plus, everyone rides in style with the Team Package that includes standard features such as an upgraded stereo system with Kicker, speakers, amp, and sub-woofer, as well as board racks by Nvert and PerfectPass Digital Pro. You're guaranteed the ride of your life behind the Super Air Nautique.

Key Features

- Helm control of ballast system
- Two 25-quart coolers
- Over 850 pounds of ballast
- V-drive with arena seating



Specifications

Length Overall.....	22' 8" (6.91 m)
Length w/o Platform.....	21' 2" (6.45 m)
Lifting Rings (between centers).....	20' 1" (6.1 m)
Beam.....	9' 1" (2.31 m)
Draft.....	28" (.71 m)
Fuel Capacity.....	39 gal. (148 l)
Approximate Weight.....	3190 lb. (1450 kg)
Max. Capacity.....	10 people (1450 lb/660 kg)
Gear Reduction Ratio.....	1.46:1



Team riders Shawn Watson, Tina Bessinger and Gregg Neiraon



- 1- Spacious open-bow features a removable center cushion — giving observers the option of spreading out and relaxing. Also available in the open-bow are optional speaker modules.
- 2- The Optional tournament seat offers easy access to the bow and additional seating so no one has to stay behind.
- 3- The spacious, lockable trunk has lots of room for all your gear. The optional composite platform, which is standard on the Team Edition, not only looks great, it offers exceptional grip when boarding.



Air Nautique 206

The Air Nautique® 206 has proven that you actually can please everyone. Combine the innovative dynamics of the TSC² hull with an additional 200 pounds of ballast from the Launch Control System and get ready for an awesome afternoon of riding. And like all the 2004 models, this bad-boy is outfitted from bow to stern in kickin' silver metallic accents including the Flight Control Tower and windshield frame. Even with a rider in tow, the tracking and handling are superior. The Air Nautique 206 is simply fun to drive. And for those who just want to kick back in the sun and watch the action, the open-bow features convenient cup holders, speakers, grab rails, and its own 12-volt plug. Plus, there's tons of storage for everyone's gear, with a total of 19-cubic feet of useable space. Add the optional NvertSports strapless board racks to complete your air package. The Air Nautique 206 is the no compromise choice for the whole family.

Key Features

- Open-bow with storage
- Ergonomically designed dash and console
- TSC² Hull Technology
- 200 pounds of stern ballast



Specifications

Length Overall.....	22' 4" (6.81 m)
Length w/o Platform.....	20' 7.5" (6.29 m)
Liking Rings (between centers).....	19' 6.5" (5.96 m)
Beam.....	91" (2.31 m)
Draft.....	24" (.61 m)
Fuel Capacity.....	25 gal. (109.8 l)
Approximate Weight.....	2975 lbs. (1352 kg)
Max. Capacity.....	9 people (1210 lb/550 kg)
Transmission Ratio.....	1.23:1





- 1- With lockable trunk storage, your board and gear will be safe and sound and easily accessible from inside the boat or on the platform.
- 2- Choose the optional speaker module, cup holder and 12-volt plug in the open-bow for added comfort and convenience.
- 3- Open-bow. Your guests will love being able to stretch out and catch some rays in the comfortable open-bow seating area.
- 4- Even more storage space can be found under the loveseat. Here's where you'll find the Kicker subwoofer and amp that come standard on the Team Edition.



Air Nautique 216

Versatility is an understatement when describing the Air Nautique 216. Riders get stoked about this inboard's wake. The patented Flight Control Tower and factory-installed ballast tanks with helm control, fill up to 400 pounds quickly and quietly to create one massive wake. And with a 30-gallon gas tank, you can ride from dawn till dusk. You won't believe the storage! **Even with the ballast tanks, there's still enough room for wake skates, boards, bags, vests, ropes, and more in the spacious trunk.**

Deciding between driving and riding is no easy choice with the state-of-the-art, ergonomically designed, Smart Pod and console featuring an all-electronic keyless ignition, easy to read Faria gauges, Clarion AM/FM/CD with digital remote, and the responsive rack and pinion steering that all come standard with the Limited Package. The Air Nautique 216, with its open-bow, roomy interior, and generous storage is a wakeboard boat that's just as much fun to drive as it is to ride behind.

Key Features

- Open-bow
- 10.5-cubic feet of lockable trunk storage
- 19-quart floor cooler
- Approximately 400 pounds of ballast

Specifications

Length Overall.....	23' 5.5" (7.15 m)
Length w/o Platform.....	21' 7.5" (6.59 m)
Lifting Rings (between centers).....	20' 3" (6.17 m)
Beam.....	91" (2.31 m)
Draft.....	24" (.61 m)
Fuel Capacity.....	30 gal (113.6 l)
Approximate Weight.....	3050 lb. (1386 kg)
Max. Capacity.....	10 people (1325 lb/602 kg)
Transmission Ratio.....	1.23:1







1



2



3

1- The locking dash storage houses the Clarion AM/FM/CD satellite ready stereo and is perfect for securing small items and valuables like keys and wallets.

2- Getting to the mammoth sun pad has been made easy with a walk through to the transom that hides 14-cubic feet of storage below. You can also snap on a tailored carpet for added comfort and style.

3- Storage. With the capability of seating 12, you're going to need tons of storage and you've got it in the gigantic 24-cubic foot storage area found under the sun pad, just a portion of the unbelievable 65-cubic feet found in the 226.



Air Nautique 226

This wakeboarding boat has an amazingly smooth ride with amenities you never even knew you needed. It's ridiculous how much storage is on the Air Nautique 226 — 65-cubic feet! Seating 12, this beauty is the largest in the Nautique line and offers maximum room and comfort for every passenger. With its factory installed ballast system, you can add as much as 900 pounds of additional weight creating a massive wake for some real launching power. Don't think for a second that its size slows this king of inboards down. Its astounding out of the hole power and smooth pull is just as responsive as the Ski Nautique 196. The Team Edition comes stocked with the PerfectPass Wakeboard Pro, Launch Control System with rear and center ballast tanks, Flight Control Tower, and an upgraded stereo system that features Kicker speakers, amp, and subwoofer to keep you *livin' loud*. The Air Nautique 226 is the most spacious and stylish wakeboarding boat available.

Key Features

- Flight Control Tower
- Helm control of the launch control system
- 100-quart cooler
- 900 pounds of ballast




Specifications

Length Overall.....	24' 9.5" (7.56 m)
Length w/o Platform.....	22' 6.5" (6.87 m)
Lifting Rings (between centers).....	20' 11" (6.38 m)
Beam.....	96.5" (2.45 m)
Draft.....	31" (.79 m)
Fuel Capacity.....	50 gal. (189.3 l)
Approximate Weight.....	3900 lb. (1773 kg)
Max. Capacity.....	12 people (2000 lb/909 kg)
Gear Reduction Ratio.....	1.46:1









- 1- 25-quart cooler, with a removable insert and four drink holders in the middle of the arena-style seating area.
- 2- Open-bow. Friends and family can get comfortable in the open-bow with convenient cup holders, a 12-volt plug, storage, and a 25-quart cooler.
- 3- Three-piece sun pad. Great for lounging, it offers easy access to the engine and two large storage compartments.
- 4- Optional table for entertaining. Easily removable for convenient storage.



Nautique Super Sport 210

It's time to gather those closest to you for an unforgettable day of water entertainment. **The Super Sport 210 is an exceptional V-drive that exceeds the needs of every watersport addict.** The arena-style seating comfortably seats 10 and there's plenty of room to stretch out on the larger-than-life sun pad. There's definitely no skimping on storage. There are two 15-cubic foot storage compartments under the three-piece sun pad and the arena seating area houses a conveniently located 25-quart cooler for plenty of refreshments. Choose the Limited Package and your Super Sport will come equipped with keyless ignition, serial Faria gauges, and a custom Nautique steering wheel and throttle knob. The silver metallic accents used throughout, including the windshield frame, hardware, and trim, complete the package. Don't forget the removable table...perfect for dinner on the lake. The Nautique Super Sport® is the perfect choice for fun on the water with friends and family.

Key Features

- Open-bow with cup holders, speakers and 12-volt plug
- Spacious arena seating
- 25-quart cooler with dry storage below
- 48-cubic feet of total storage



Specifications

Length Overall.....	22' 8" (6.91 m)
Length w/o Platform.....	21' 2" (6.45 m)
Lifting Rings (between centers).....	20' 1" (6.1 m)
Beam.....	91" (2.31 m)
Draft.....	28" (.71 m)
Fuel Capacity.....	39 gal. (148 l)
Approximate Weight.....	3190 lbs. (1450 kg)
Max. Capacity.....	10 people (1450 lb/660 kg)
Gear Reduction Ratio.....	1.46:1





- 1- Lockable trunk with 17-cubic feet of storage offers plenty of room for all the gear you'll need for a day of fun on the water.
- 2- Removable backseat center cushion. Once removed, you can use the carpeted step to gracefully step over the trunk to the platform.
- 3- An in-floor cooler the driver can reach without having to get up! This awesome 19-quart cooler has a butterfly lid and is ideally located in the walk-thru to the open-bow. Now everyone can easily refuel with refreshments.



Sport Nautique 216

The Sport Nautique® 216 gets everyone excited about spending the day on the water. Whether you ski, tube or ride, **you can create your own style behind this tournament quality inboard** that is perfect for just about every activity. With open-bow seating and tons of storage, there's plenty of room to move around. Remove the center cushion from the three-piece stern seat to create a carpeted step for easy access to the super-sized platform. The spacious sun pad, which is great for lounging, conceals an easily accessible, 17-cubic foot trunk underneath that is perfect for storing 74" skis, vests, boards, and anything else you'll need for a day of fun on the water. The removable 19-quart, in-floor cooler adds extra convenience when reaching for refreshments or snacks, even from the driver's seat! Amenities that meet real life needs in a boat that meets real life expectations. The Sport Nautique 216 is the ultimate choice if you really do want it all in one package.

Key Features


- Open bow with storage
- 19-quart in-floor cooler with storage tray
- Ergonomically designed dash and console
- 17-cubic feet of trunk storage



Specifications

Length Overall.....	23' 5.5" (7.15 m)
Length w/o Platform.....	21' 7.5" (6.59 m)
Lifting Rings (between centers).....	20' 3" (6.17 m)
Bow.....	91" (2.31 m)
Draft.....	24" (.61 m)
Fuel Capacity.....	30 gal (113.6 l)
Approximate Weight.....	3050 lbs (1386 kg)
Max Capacity.....	10 people (1325 lbs/602 kg)
Transmission Ratio.....	1.23:1





- 1- Removable table. You can entertain in style when you set up the 226's table in either the bow for a cozy booth or in the arena seating area for optimal service.
- 2- Convenient walk-thru. Easily walk from the cockpit to the platform using the walk-thru transom which includes a courtesy light, customized snap-in carpet and 15-cubic feet of storage.
- 3- Storage. Under the love-seat you will find 14-cubic feet of storage and an additional 9-cubic feet in the floor locker.
- 4- Below the massive sun pad there is plenty of room for boards, bags and more.



Nautique 226

The Nautique 226® is the largest and most luxurious of the Nautique line. This 22-foot, 6-inch V-drive has the classic Nautique ride and handling you expect from Correct Craft...smooth and responsive. **No other boat in its class can compare to this incredible inboard.** You'll need the extra space and storage because you'll have at least 11 of your closest friends fighting to spend the day on the water with you. With an open-bow that seats four and features cup holders, directional speakers, grab rails, and a 12-volt-plug, your guests will be spoiled. The spacious arena-style seating area featuring a swivel driver seat and 100-quart cooler is the place to be and be seen. Standard features include dual fuel fills and walk-thru transom with storage below that allows easy access across the gigantic sun pad to the massive platform. Choose the removable table that fits in the bow or cockpit and you'll be ready to entertain. Cruising, riding, skiing, or tubing... the Nautique 226 meets everyone's demands.

Key Features

- Open bow with ample seating for four
- 65-cubic feet of total storage
- Transom walk-thru
- Massive sun pad with 25-cubic foot stern storage locker



Specifications

Length Overall.....	24' 9.5" (7.56 m)
Length w/o Platform.....	22' 6.5" (6.87 m)
Lifting Rings (between centers).....	20' 11" (6.38 m)
Beam.....	96.5" (2.45 m)
Draft.....	31" (.79 m)
Fuel Capacity.....	50 gal. (189.3 l)
Approximate Weight.....	3900 lb (1773 kg)
Max. Capacity.....	12 people (2000 lb/909 kg)
Gear Reduction Ratio.....	1.46:1






SKI

Team skier Andy Mepple





- 1- Correct Craft's PerfectPass Digital Pro is every slalom skier's best friend. This advanced technology monitors boat speed, skier weight, and strength to provide a perfect pass every time.
- 2- 16-cubic foot, lockable trunk to keep all your valuables and gear secure.
- 3- 23-quart, in-floor cooler that features a convenient storage tray.
- 4- Lowseat with 15-cubic feet of storage for skis, towlines, vests, and whatever else you might need for a day on the water.



Ski Nautique 196

Precise handling. Sleek style. Incredible power. And quick responsiveness...nothing comes close to the Ski Nautique® 196. This legendary inboard meets the demands of world champions in slalom, trick, jump, and ski fly. The TSC² hull was designed with the help of Andy Mapple, the renowned World Slalom Record Holder, and produces the **smallest, softest wakes in the industry**. The Ski Nautique has dominated tournaments for an incredible 43 years by pulling more world record performances than any other boat in the history of three-event skiing. The optional factory-installed ballast tank allows wake enhancement at the touch of a button for total control. Choose the 6.0-liter ZR6 GM Vortec engine from PCM and you'll have the power to launch a world-record performance off the ramp. Plus, with the Team Package, you'll get PerfectPass Digital Pro, keyless ignition, ski racks, and so much more. Life is good behind a Ski Nautique 196...just ask the world's best skiers.

Key Features

- TSC² Hull Technology
- 15-cubic feet of storage under the passenger seat
- 10 cubic feet of trunk storage
- 23-quart floor cooler with dry storage tray



Specifications

Length Overall.....	21' 2" (6.45 m)
Length w/o Platform.....	19' 6" (5.94 m)
Lining Rings (between centers).....	16' 2" (5.54 m)
Beam.....	9' 1" (2.31 m)
Draft.....	22" (.56 m)
Fuel Capacity.....	29 gal. (109.6 l)
Approximate Weight.....	25.70 lb (11.70 kg)
Max. Capacity.....	6 people (1210 lb/550 kg)
Transmission Ratio.....	1.23:1



Team skiers Rhoni Barton and Andy Mapple





- 1- The open-bow of the Ski Nautique 206 has everything guests need to settle in for the day — grab rails, mesh bags for storing loose items, and a removable center cushion for kicking back and soaking up some rays.
- 2- The useful Speaker Module with grab rail, cup holder, and speaker can be found in three locations and comes standard with the Limited and Team Packages.
- 3- The 10-cubic foot, lockable trunk can be accessed from both sides and features mesh bags on the lid to store smaller items. Boarding from the large toak platform is made easy with two perfectly located grab rails.



Ski Nautique 206

The Ski Nautique 206 is the ideal choice of three-event skiers who demand a pro-level inboard with a little more interior room. Style, handling, and space are the trademarks of the Ski 206. **This spacious open-bow is built on the proven TSC[®] hull and tracks and handles beautifully with a soft, flat wake ideal for your choice of water activity.** The well-planned interior offers deep storage under the passenger's seat, a 10-cubic foot rear locking trunk, an in-floor locker, and a dual-access cooler. You'll have all the space you need to store all your gear. For added convenience, the Ski Nautique 206 comes standard with dual fuel fills and a service box for easy access to the battery and drain-plug. Of course the state-of-the-art Smart Pod is a driver's dream. With easy to read gauges, ergonomic design, and rack and pinion steering, you won't want to leave the driver's seat. The Ski 206's performance and amenities make it the ideal choice for champions and champions at heart.

Key Features

- TSC[®] Hull Technology
- Convenient service box for easy access to battery, bilge pump and drain plug
- 10-cubic foot of trunk storage
- 25-cubic feet of total storage



Specifications

Length Overall.....	22' 4" (6.81 m)
Length w/o Platform.....	20' 7.5" (6.29 m)
Living Rings (between centers).....	19' 6.5" (5.96 m)
Beam.....	9' 1" (2.31 m)
Draft.....	24" (.61 m)
Fuel Capacity.....	29 gal. (109.8 l)
Approximate Weight.....	2975 lb. (1352 kg)
Max. Capacity.....	9 people (1210 lb/550 kg)
Transmission Ratio.....	1.23:1



Team skiers Janet and Britta Llewellyn

Innovations

Year-after-year Correct Craft introduces new products to improve our already technologically advanced and industry-leading Nautique line. These creative and practical innovations not only enhance our products, but revolutionize the world of watersports. In short, we change the way people play on the water.

Correct Craft's Design Process

Our seasoned design team begins the creative process with an original idea — something as simple as a sketch. The idea then takes shape by using clay modeling. At this point, technology and art come together as the design is rendered using CAD to create a 3-D representation that can then be used to create wax molds and actual finished parts. This advanced design technique shortens the tooling process, increases accuracy, and allows our team to easily study each component for instant modification and enhancement. With our thorough Computer Data Acquisition, our experts can collect information about each Nautique's performance in real time—making our design team, well...perfectionists.

Hull Design

It isn't by chance that our Nautiques provide an absolutely flawless ride both behind the wheel and behind the boat. This exceptional, first-class ride is a result of countless hours of pro-level water ski and wakeboarding athletes testing our product in real-world conditions. Our revolutionary TSC² hull was born after Andy Mapple and other Nautique team members spent many hours on the water testing each enhancement and making adjustments.



This engineering marvel of the inboard boating community is a variable planning hull featuring Reversed Chines, Spray Relief Pockets™, Dispersion Tunnel™, and Performance Strakes.™ But, our hull technology isn't just for pro athletes, it's for water skiers and wakeboarders of all levels. Correct Craft's state-of-the-art hull designs handle beautifully and respond superbly to ballast and speed in order to create a wake customized to each individual's lifestyle.

Flight Control Tower

If we were asked to pick one of Correct Craft's innovations that truly has changed the way life is lived on the water, we'd have to answer: the Flight Control Tower®. Before the invention of the FCT,™ wakeboarders could not imagine the heights they now reach or the moves that are now routine. Correct Craft holds the Flight Control Tower's utility patent (U.S. patents 5,979,350 and 6,192,819; U.S. design patent #D409, 972 US RE 32,823E). This ingenious innovation raises the towpoint to 75 inches above the boat floor and provides additional lift to the rider as well as additional stability with a rider in tow. For added convenience, the fully indexing tower can easily be folded in less than a minute for storage. No tools required! Choose the optional all new stainless steel, strapless board racks from Nvert Sports with their unique clamp design to store up to four boards on your tower.

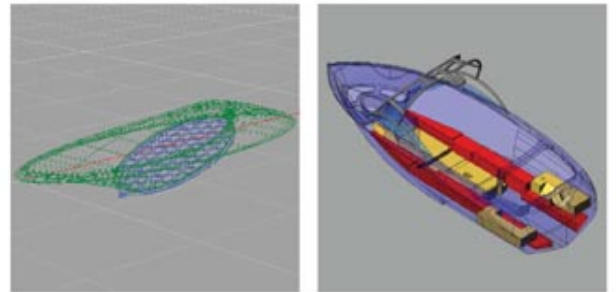

Launch Control System™

This Correct Craft first allows each rider to create a personalized wake that fits his or her lifestyle. The

factory-installed rigid ballast tanks are controlled from the helm, filling quickly and quietly in less than three minutes. Correct Craft's tanks are offered in several configurations, giving you control over your own wakes. Our tanks are tested and approved as a part of the boat. All you have to do is push a button at the helm of Nautique's Smart Pod and you could have, in some cases, almost 900 pounds of added weight.

Smart Pod

Driving behind Correct Craft's state-of-the-art Smart Pod is like flying first-class...once you've experienced it, you can never go back to anything less. In fact, driving on the water has never been so luxurious. The dash pod and console feature silver accents and are ergonomically designed for maximum driver comfort. Driving is a dream with the standard rack-and-pinion steering and fully adjustable driver's seat. The Signature Package Smart Pod features a keyed ignition, toggle switches, and Faria analog gauges. The Limited and Team Packages come standard with serial Faria gauges with analog and digital display, providing the driver with a constant stream of information about engine diagnostics, fuel consumption, water temperature, and other essential data. The Nautique Smart Pod isn't only comfortable and technologically advanced, it also looks amazing with easy-to-read analog and digital displays that are all backlit and housed in silver metallic bezels. Also within easy reach of the driver are the digital stereo remote, keyless ignition, and ballast controls.




Our Pledge and Promise



Correct Craft's five-year Promise Warranty* is just another way for us to show our customers that we are truly committed to them and to our products. **Our five-year, transferable warranty is the best in the marine industry, hands down.** You see, we don't want anything getting in the way of you living the Nautique life. In the unlikely event that you have to bring your Nautique in for service, Correct Craft will pay for all warranty-covered repairs and services. In addition, each Nautique also includes a Limited Lifetime Warranty on the boat's fiberglass structure, including hull, deck and stringers. This lifetime warranty can be transferred to a second owner within 5 years. It's easy to stand behind your product when you know that only the best materials and craftsmanship go into each and every Nautique. At Correct Craft, it really is all about you.

*Correct Craft's warranty does not include problems resulting from owner misuse or abuse.



Quality Construction

At Correct Craft we follow a strict construction philosophy. We have been building the best inboards in the industry for 79 years by using only the best people, products, and processes available. It's our priority to provide our customers with the finest product out there so they can spend their time on the water living the Nautique life and not in the repair shop.

Built from the Outside In

The craftsmanship begins with the mold for the hull and deck. Correct Craft molds are built to exacting specifications, using the same materials that go into every Nautique. The mold is hand waxed to ensure a clean release. The hull and deck are then sprayed with AmorFlex, a premier gelcoat that is applied 30-percent thicker than the industry average. The gelcoat is sprayed onto the hull mold with a very fine, smooth, and even application; virtually eliminating stress cracks, blistering, and air bubbles.

Strength from Within

Correct Craft's construction process also includes the superman of resins — AME 5000. It's 200 percent stronger than the polyester-blend resins used by most manufacturers. It is also 30-percent lighter and capable of withstanding up to four times the impact pressure of other resins. The Nautique construction process can accurately deliver the correct proportion of AME 5000 to sheets of hand-laid Biaxial fiberglass and woven rovings for superior strength and rigidity. This modified resin is used on 100-percent of the boat's fiberglass, making Nautiques incredibly strong and durable. Laminated into each boat's hull

and floor is our Integrated Stringer System™ — the strongest in the towboat industry. The combination of aircraft aluminum, Biaxial roving, and premium foam is used to create the durable and long-lasting foundation of the legendary Nautique ride.

Quiet Ride

Correct Craft is the only manufacturer to use Novidamp ED, a state-of-the-art sound damping developed as a direct result of technology used in submarines by the US Navy. All Nautiques are 100-percent foam filled before the floor is installed. This insures solid coverage of foam that is not possible with blind injection or gluing. Every Nautique exceeds NMMA and Coast Guard standards for flotation. The combination of Novidamp ED and our foam virtually eliminates annoying rattles and noises and ensures a smooth, quiet ride.

Interior

Correct Craft uses only a premium non-woven vinyl for its upholstery rather than the expanded vinyl found in other boats. Our vinyl is 10-percent thicker than the industry standard, and is resistant to scuffs and tears while remaining supple and pliable. The double topstitched seams of the upholstery cover a biocide-treated, high-density foam, which is mold and mildew resistant as well as incredibly resilient. Just like everything else in a Nautique, the carpet is premium-grade. The 40-ounce Bulk Continuous Fiber carpeting is two to three times stronger than a tufted poly-blend and easily stands up to the rigors of daily use in a marine environment.



Color/Stripes/Graphics

Hull & Deck Color



Silver Cloud

Standard Gelcoat Colors



Onyx



Wineberry



Titanium



Patriot



Zephyr



Crush



Midnight



Thermal



Vapor



Fusion

Color Guide

Color is as unique as each individual. Choose the color combination that best reflects your personality. Because of the inherent differences between gelcoat resins and primer inks, the colors shown here are only intended to represent the colors found in your Nautique's hull and vinyl. To see a sample, visit your local dealer.

In keeping with its commitment to ongoing quality development, Correct Craft reserves the right to discontinue or modify specifications, models, equipment, colors or prices without any obligation. © 2004 Correct Craft, Inc.



Performance Packages/Engine Options

Signature Package



If your lifestyle demands the quality performance of a Nautique, but you don't necessarily need all the bells and whistles, Correct Craft's Signature package is for you. This package offers keyed ignition, analog Faria gauges, toggle switches, and standard color placement.

Limited Package



Looking for a top-of-the-line inboard with creature comforts? Correct Craft's Limited package is your answer. Enjoy keyless ignition with serial Faria gauges, a custom steering wheel and throttle knob, pull-out cleats, a depth finder, and a jammin', satellite-ready Clarion, AM/FM/CD stereo with dash remote.

Team Package



You'll get all the perks of the Limited package plus, the Launch Control System with ballast tanks and helm control, a Flight Control Tower with board racks from Nvert, PerfectPass Digital Pro, the Clarion AM/FM/CD stereo system with Kicker stereo upgrade, composite boarding platform and team graphics*.

*Exact specifications vary based on model purchased.

The power behind every Nautique is a result of the partnership of two powerhouses in the world of engines: Pleasurecraft® Engine Group and GM® Vortec®. PCM has been the exclusive engine provider to Correct Craft for over 25 years and has a customer satisfaction rating that no other engine provider can claim. The proven reliability and performance of the ultra low emission engines from PCM and GM Vortec make them the perfect choice for Nautiques.



- **Multi-port Fuel Injection.** MEFI-4™ features all GM Electronics and provides instant starts, smooth idling, crisp acceleration and outstanding fuel economy.
- **Fuel Control Cell.™** Dual pump fuel system that provides precise fuel delivery and the total elimination of vapor lock.
- **Adjust-A-Flex™ Mounting System.** Provides precise alignment and smooth, vibration free performance. The unique rear mount system provides double support for added stability and strength.
- **Engine Management System.** Monitors the vital systems of the engine's lubrication and cooling system and immediately accounts for the slightest change in barometric pressure, spark timing and RPM levels ensuring optimum engine performance in all conditions.
- **PowerPlus Transmission.** Half the weight of other transmissions and more efficient. Includes the unique G-rotor hydraulic pump for smooth efficient shifting.
- **Premium Water Pump.** Non-corrosive brass and stainless steel housing to withstand the harsh marine environment. Larger diameter impeller allows for more coolant flow.
- **Exhaust System.** Free breathing pyramidal exhaust manifold for a better performing engine. Used in conjunction with the InvertaFlow™ and Hull Hugger™ mufflers from Centek Industries for that quiet Nautique Ride.

PCM® Pro Sport 5.0 Liter MPI 275 hp
PCM® Excalibur™ 5.7 Liter MPI 330 hp
PCM® ZR6 6.0 Liter MPI 375 hp



Standard Equipment

		196	206	216	210	226
Construction and Materials	5-Year Promise	\$	\$	\$	\$	\$
	All Composite Construction	\$	\$	\$	\$	\$
	AME 5000 [®] Modified Epoxy Resin	\$	\$	\$	\$	\$
	Precision Vacuum Molding Process	\$	\$	\$	\$	\$
	Noivodamp [®] Vibration Dampening System	\$	\$	\$	\$	NA
	40oz. BCF Carpet	\$	\$	\$	\$	\$
	34oz. Vinyl w/Stain Resistant Top Coat	\$	\$	\$	\$	\$
	Acme Performance Matched Propeller	\$	\$	\$	\$	\$
	Hull Hugger Muffler	\$	\$	\$	NA	NA
	Inverta-Fl [®] Muffler	NA	NA	NA	\$	\$
	Certified Flotation Foam that exceeds NMMA and Coast Guard Requirements	\$	\$	\$	\$	\$
	Laser Aligned Underwater Gear	\$	\$	\$	\$	\$
	Motor Box <i>(includes lift)</i>	\$	\$	\$	NA	NA
	Teflon-impregnated Black Anodized Tow Pylon	\$	\$	\$	O	\$
	Tunable Rudder from Z-Marine <i>(U.S. Patent Number 5,746,147)</i>	\$	\$	\$	\$	\$
	Bilge Pump	\$ (1)	\$ (2)	\$ (2)	\$ (2)	\$ (2)
	Oil Drain Kit	\$	\$	\$	\$	\$
	Tek Fasteners	\$	\$	\$	\$	\$
Exterior	Teak Boarding Platform	\$	\$	\$	\$	\$
	Bow Lift Ring <i>(fixed)</i>	NA	\$	\$	\$	\$
	Bow Lift Ring <i>(retractable)</i>	\$	NA	NA	NA	NA
	Bow Light	\$	\$	\$	\$	\$
	Cleats <i>(stainless)</i>	NA	\$	\$	\$	NA
	Custom Drip Molded Graphics & Striping	\$	\$	\$	\$	\$
	Dual Gas Fills	\$	\$	\$	\$	\$
	Rhino Trak Step Pads	\$	\$	\$	\$	\$
	Transom Grab Rails	\$	\$	\$	\$	\$
	Transom Lift Ring <i>(retractable)</i>	NA	NA	NA	NA	\$
	Transom Lift Ring <i>(fixed)</i>	\$	\$	\$	\$	NA
	Double "O" Ring Rudder Port w/Grease Fittings	\$	\$	\$	\$	\$
	Double Taper Propeller Shafts	\$	\$	\$	\$	\$
	Windshield <i>(fixed)</i>	\$	\$	\$	\$	\$
Helm	Silver Trim Accents	\$	\$	\$	\$	\$
	2004 Smart Pod [™] and Console	\$	\$	\$	\$	\$
	Faria [®] Gauges <i>(flexa-mount)</i>	\$	\$	\$	\$	\$
	Emergency Engine Shut Off	\$	\$	\$	\$	\$
	Adjustable Drivers Seat	\$	\$	\$	\$	\$
	Rack & Pinion Steering	\$	\$	\$	\$	\$
Convenience	Rear View Mirror <i>(with adjustable bracket)</i>	\$	\$	\$	\$	\$
	12-Volt Receptacles	\$	\$	\$	\$	\$
	Under Bow Storage Compartments	\$	\$	\$	\$	\$
	Cargo Nets	\$	\$	\$	\$	\$
	Cup Holders	\$	\$	\$	\$	\$
	Cooler	\$	\$	\$	\$	\$
	Floor Locker Storage	NA	\$	\$	\$	\$
	Interior Grab Rails	\$	\$	\$	\$	\$
	Service Box <i>(battery, bilge pump, "I" handle)</i>	NA	\$	\$	NA	NA
	Storage Lights/Courtesy Lights	\$	\$	\$	\$	\$
	Rear Engine Hatch <i>(portable lift)</i>	NA	NA	NA	\$	\$
	Rear Trunk Storage <i>(locking)</i>	\$	\$	\$	\$	\$
	Walk-Thru Bow Seating	NA	\$	\$	\$	\$
	Walk-Thru Sunbrella [®] Air-Dam Curtain	NA	\$	\$	\$	\$
	Windshield Walk-Thru	O	\$	\$	\$	\$


Standard and Optional Equipment

Packages	Choose the Performance Package that best suits your needs, Signature (S), Limited (L) or Team (T). Each package begins with the Correct Craft quality that is the basis of the Nautique brand.	196S	196L	196T	206S	206L	206T
Engines	PCM® Pro Sport 5.0 Liter MPI 275 hp PCM® Excalibur™ 330 5.7 Liter MPI 330 hp PCM® ZR6 6.0 Liter MPI 375 hp	S O O	NA S O	NA S O	S O O	NA S O	NA S O
Engine Options	Automatic Fire Extinguisher Oil Drip Pan Dripless Packing Gland Battery Cut-off Switch (only) Dual Battery Box, includes Battery Cut-off Switch Fresh Water Cooling Fresh Water Flush	O O O NA NA O O	O O O O O O O	O O O O NA O O	O O O NA NA O O	O O O O NA O O	O O O O NA O O
Helm	Analog Faria® Gauges Key Ignition and Toggle Switches Serial Faria® Gauges w/Keyless Ignition Standard Steering Wheel and Throttle Knob Custom Steering Wheel and Throttle Knob Air/Water Temp Depth Finder PerfectPass® - Correct Craft Cruise™ PerfectPass® - Digital Pro PerfectPass® - Wakeboard Pro PerfectPass® - Jump & Slalom Switch Flip-up Drivers Seat Helm Ballast Control	S S NA S NA NA NA O O O O O O O	NA NA S NA S S S O O O O O O O	NA NA S S S NA NA NA O O O O O S	S S NA S NA NA O O O O O O O	NA NA S NA S S O O O O O O O	NA NA S NA S S NA O O O O O S
Stereo Options	Clarion® Level 1 (AM/FM/CD w/Digital Remote, Seven Satellite Ready 40 Watt Amp, Dash Mount Titanium Tweeters, 2 Speakers) Clarion® Level 2 (AM/FM/CD w/Digital Remote, Seven Satellite Ready 100 Watt Amp, Dash Mount Titanium Tweeters, 2 Speakers, Sub Woofer) Kicker® System (AM/FM/CD w/Digital Remote, Seven Satellite Ready, Dash Mount Titanium Tweeters, 4 Speakers, Kicker Amp, Kicker Sub Woofer) Clarion® 6 Disk Changer InvertSports Tower Speakers	O NA NA NA NA	S O NA O NA	NA NA S O NA	O NA NA NA O	S O NA O O	NA NA S O O
Exterior	Composite Boarding Platform (Silver Oxide) Docking Lights (2x100w) Custom Stainless Step Pads	NA NA O	O NA O	S NA O	NA NA O	O NA O	S NA O
Performance Options	Rear Ballast Tank Center Ballast Tank (30%) Flight Control Tower® (Silver Powder Coated or Brushed) InvertSports Strapless Board Racks Rear Tow Pylon Air Nautique Extended Pylon	O NA NA NA NA NA	O NA NA NA NA O	S NA NA NA NA O	O NA O O NA NA	O NA O O O O	S NA S S NA O
Convenience Options	Retractable Stern Light Heater, 3-Speed & Defroster Shower (Not available on 5.0 liter engines) Jump Seat Pull Out Cleats - Midship (2) Pull Out Cleats - Stern (2) Table Tournament Seat Bow Modules, Speakers (2), Cupholder (2), Starboard Hot Plug (1) Ski Racks Speaker/Cup Holder/Grab Rail Module (Cockpit)	NA NA NA O O O NA NA NA NA O O O	NA O O O S O NA NA NA O O NA O	NA O O S S O NA NA NA O O NA O	NA NA NA O O O NA NA NA O O O O	NA O O O O S O O O O O O O	NA O O S S S O O O O O O O

Standard and Optional Equipment

	Packages	Choose the Performance Package that best suits your needs, Signature (S), Limited (L) or Team (T). Each package begins with the Correct Craft quality that is the basis of the Nautique brand.							
		210S	210L	210T	216S	216L	216T	226L	226T
Engines	PCM® Pro Sport 5.0 Liter MPI 275 hp	NA	NA	NA	S	NA	NA	NA	NA
	PCM® Excalibur™ 330 5.7 Liter MPI 330 hp	S	S	S	O	S	S	S	S
	PCM® ZR6 6.0 Liter MPI 375 hp	O	O	O	O	O	O	O	O
Engine Options	Automatic Fire Extinguisher	O	O	O	O	O	O	O	O
	Oil Drip Pan	O	O	O	O	O	O	O	O
	Dripless Packing Gland	O	O	O	O	O	O	O	O
	Battery Cut-off Switch (only)	NA	O	S	NA	O	O	O	S
	Dual Battery Box, includes Battery Cut-off Switch	NA	O	S	NA	NA	NA	O	S
	Fresh Water Cooling	O	O	O	O	O	O	O	O
	Fresh Water Flush	O	O	O	O	O	O	O	O
Helm	Analog Faria® Gauges	S	NA	NA	S	NA	NA	NA	NA
	Key Ignition and Toggle Switches	S	NA	NA	S	NA	NA	NA	NA
	Serial Faria® Gauges w/Keyless Ignition	NA	S	S	NA	S	S	S	S
	Standard Steering Wheel and Throttle Knob	S	NA	NA	S	NA	NA	NA	NA
	Custom Steering Wheel and Throttle Knob	NA	S	S	NA	S	S	S	S
	Air/Water Temp	NA	S	S	NA	S	S	S	S
	Depth Finder	NA	S	S	NA	S	S	S	S
	PerfectPass® - Correct Craft Cruise™	NA	O	NA	NA	O	NA	O	NA
	PerfectPass® - Digital Pro	O	O	O	O	O	O	O	O
	PerfectPass® - Wakeboard Pro	O	O	S	O	O	S	O	S
	PerfectPass® - Jump & Slalom Switch	O	O	O	O	O	O	O	O
	Flip-up Drivers Seat	O	O	O	O	O	O	O	O
	Helm Ballast Control	O	O	S	O	O	S	O	S
Stereo Options	Clarion® Level 1 (400W/120 w/Equalizers, Stereo Tuner, Auto, 47 MHz Amp, Dual Stereo Tuner Presets, 2 Speakers)	O	S	NA	O	S	NA	S	NA
	Clarion® Level 2 (400W/120 w/Equalizers, Stereo Tuner, Auto, 47 MHz Amp, Dual Stereo Tuner Presets, 2 Speakers, Sub Model)	NA	O	NA	NA	O	NA	O	NA
	Kicker® System (400W/120 w/Equalizers, Stereo Tuner, Auto, 47 MHz Amp, Dual Stereo Tuner Presets, 2 Speakers, Sub Model)	NA	NA	S	NA	NA	S	NA	S
	Clarion® 6 Disk Changer	NA	O	O	NA	O	O	O	O
	Invert Sports Tower Speakers	NA	O	O	NA	O	O	O	O
Exterior	Composite Boarding Platform (Silver Chalk)	NA	O	S	NA	O	S	O	S
	Docking Lights (2x100w)	NA	O	O	NA	NA	NA	O	O
	Custom Stainless Step Pads	NA	NA	NA	NA	O	O	S	S
Performance Options	Rear Ballast Tank	O	O	S	O	O	S	O	S
	Center Ballast Tank (50lb)	NA	O	S	NA	NA	NA	O	S
	Flight Control Tower® (Silver Powder Coated or Brushed)	O	O	S	O	O	S	O	S
	Invert Sports Strapless Board Racks	O	O	S	O	O	S	O	S
	Rear Tow Pylon	O	O	O	NA	NA	NA	S	S
	Air Nautique Extended Pylon	NA	NA	NA	NA	O	O	NA	NA
Convenience Options	Retractable Stern Light	NA	O	O	NA	NA	NA	O	O
	Heater, 3-Speed & Defroster	NA	O	O	NA	O	O	O	O
	Shower (Not available on 5.0 liter engines)	NA	O	O	NA	O	O	O	O
	Jump Seat	O	O	S	O	O	S	O	S
	Pull Out Cleats - Midship (2)	O	S	S	O	S	S	S	S
	Pull Out Cleats - Stern (2)	O	O	O	O	O	O	S	S
	Table	NA	O	O	NA	NA	NA	O	O
	Tournament Seat	NA	NA	NA	NA	NA	NA	NA	NA
	Bow Modules: Speakers (2), Cupholder (2), Starboard Hot Plug (1)	NA	O	S	NA	O	S	O	S
	Ski Racks	NA	NA	NA	NA	NA	NA	NA	NA
	Speaker/Cup Holder/Grab Rail Module (Cockpit)	NA	NA	NA	O	O	O	NA	NA

Optional Equipment



- 1- Board Racks. Securely hold up to four on these stainless, strapless racks from Nvert. Easy one-handed operation. Engraved with the Air Nautique Logo.
- 2- Ski Rack. Store up to two slalom skis securely along the port side of your Ski Nautique 196 or 206. The racks are stainless steel with a rubber gasket to protect your investment.
- 3- Flight Control Tower. Raise the tow-point to 75 inches above the boat's floor for incredible lift.
- 4- Tower Speakers. Beautiful and functional enclosures from Nvert Sports with speakers from Kicker. Engraved with the Air Nautique Logo.
- 5- Flip-Up Drivers Seat. Comfortably change your viewpoint with this easy to use option.
- 6- Step Pad. Brushed stainless step pad with extruded rubber are a stylish accent to your boat.
- 7- Speed Control. With PerfectPass, you simply pre-select the speed on the in-dash display and you will drive like a pro. Choose from Correct Craft Cruise, Digital Pro or Wakeboard Pro.
- 8- Bimini. Custom fit for every Nautique model, our bimini tops are available in a variety of colors of durable Sunbrella® and include the Nautique logo.
- 9- Mooring Cover. Protect your boat on the trailer or on the lift. The Nautique or Air Nautique logo is imprinted across the windshield and Nautiques across the transom. Available in a variety of colors.

Watersports Responsibility Code

Be aware that there are elements of risk in boating, skiing, and riding that common sense and personal awareness can help reduce. Know your ability level and stay within it.

It is your responsibility to:

- Familiarize yourself with all applicable laws, the risks inherent in the sport, and the proper use of equipment.
- Know the waterways where you will be skiing or riding.
- Do not ski or ride in shallow water, near shore, docks, pilings, swimmers, or other watercraft.
- Always have a person other than the boat driver as an observer and agree on hand signals before starting.
- Always wear a U.S. Coast Guard type III (PFD) vest.
- Read your owner's manual and inspect your equipment prior to use.
- Ski or ride within your limits.
- Always ski or ride in control and at speeds appropriate for your ability.
- Always turn ignition off when anyone is near watercraft power drive unit.
- Avoid CO poisoning! Never drag within 20 feet behind a moving watercraft.
- Do not operate watercraft, ski or ride under the influence of alcohol or drugs.

Correct Craft wants your boating experience to be a positive one. Please follow the Watersports Responsibility Code and help us to promote safe boating.





CORRECT CRAFT, INC.

6100 South Orange Avenue • Orlando, Florida, USA 32809

Toll Free: 1-800-346-2992 • Telephone: 407-855-4141 • Fax: 407-851-7844 • E-mail: ski@ccrtautique.com

www.nautiques.com