

## The Nautique Family

As the oldest family-owned boat manufacturer in the marine industry, we are certainly proud of our heritage and the experience that only comes from constantly challenging ourselves to find a better way. We look to our founder, W.C. Meloon, for inspiration as we strive to live up to his dream of building the best boats possible to the glory of God. With our heritage also comes the commitment to lead ... looking to the past for inspiration, but always reaching forward to seize new opportunities.



**Correct Craft founder W.C. Meloon**

It is now more than seven decades since the first runabout was built in 1925, but our goal remains the same: to design and build the very finest inboard boats in the world. For you, the customer, that means unmatched quality, unparalleled performance, and unequalled value ... today and tomorrow. It's the Nautique way, plain and simple.

Never before in our company's rich history have we totally reinvented our entire line of Nautiques, including the addition of three completely new boats, until now. Insane? Maybe. Superior? Absolutely! The all-new Nautique 226 is a laid-back recreation machine that can comfortably transport up to a dozen of your family and friends to lakes, rivers, and the open water like never before. Or, choose the Sport 216, the perfect cross-over boat that is sure to delight the entire family. The 2003 Nautiques offer something for everyone to get out and enjoy the water.

Our Correct Craft design team continues to revolutionize the industry, forging new ground that, until recently, was far beyond one's imagination. It is one of the reasons that we are the towboat-of-choice for the world's premier waterski and wakeboard tournaments, and the power behind more world records and personal bests than space allows on this page.

At Correct Craft, our customers come first. Period. Whether you're skiing, wakeboarding, or just pleasure cruising, you want – and deserve – a boat that far surpasses all others, which is exactly what you get with a Nautique. Our exclusive 5-Year Promise Warranty, introduced in 2002, is a tribute to both you and the confidence we have in our products. No fine print. No add-on costs. Just the ultimate service guarantee.

Visit your dealer today and get behind the wheel to experience what only the industry leader can create – a lifetime of memories in a Nautique by Correct Craft.

Life is Short. Live it!

**Walter N. Meloon, President/CEO**



We have always strived to exceed the expectations of our customers. Correct Craft is proud to be ranked by J.D. Power and Associates for Highest Customer Satisfaction with Ski and Wakeboard Boats.

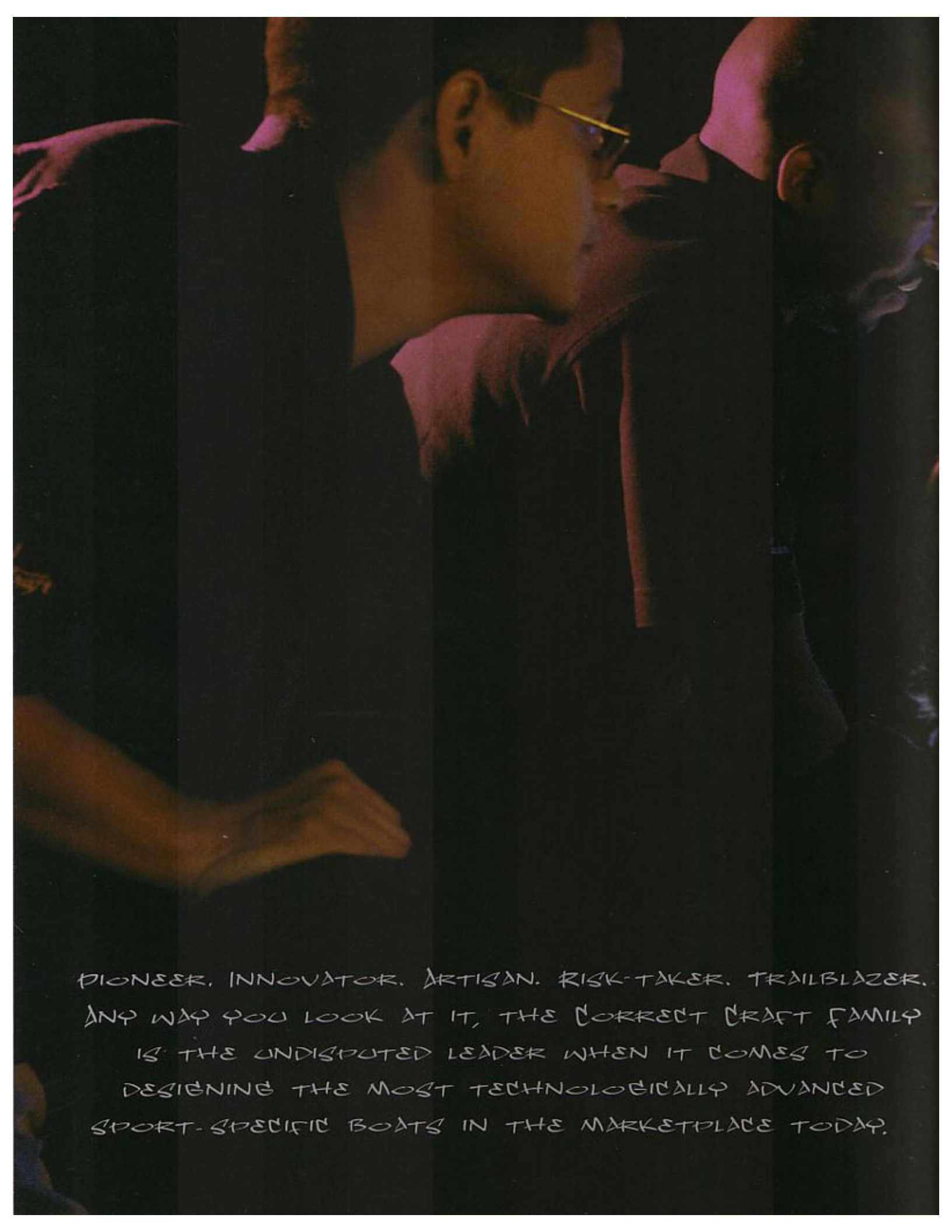
The J.D. Power and Associates 2002 Boat Competitive Information Study™. Study based on the responses from a total of 11,752 owners of 2001 model-year boats. [www.jdpower.com](http://www.jdpower.com)




**Correct Craft is a family ... a family made up not just of descendants of our founder, but a loyal circle of employees and owners who take great pride in the Nautique brand. Our multi-generational community of employees and owners is a unique lineage in our ever-changing industry.**

Welcome





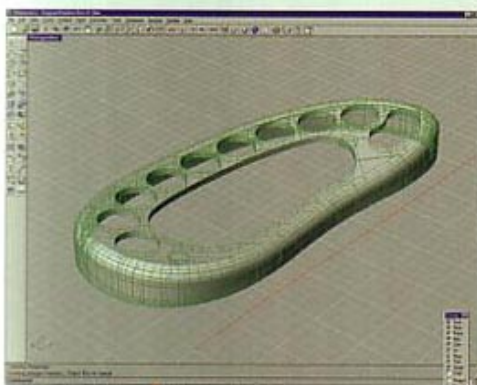
PIONEER. INNOVATOR. ARTISAN. RISK-TAKER. TRAILBLAZER.  
ANY WAY YOU LOOK AT IT, THE CORRECT CRAFT FAMILY  
IS THE UNDISPUTED LEADER WHEN IT COMES TO  
DESIGNING THE MOST TECHNOLOGICALLY ADVANCED  
SPORT-SPECIFIC BOATS IN THE MARKETPLACE TODAY.



WHILE OTHERS MAY REST ON THEIR LAURELS, OUR TEAM OF RESEARCH AND DESIGN ENGINEERS AND PRODUCTION SPECIALISTS CONSTANTLY CHALLENGE THEMSELVES TO RAISE THE BAR OF EXCELLENCE TO UNPARALLELED HEIGHTS. THIS EXPERTISE NOT ONLY REQUIRES YEARS OF KNOW-HOW, BUT IT ALSO DEMANDS AN UNWAVERING SPIRIT – A PASSION FOR THE PRODUCT THAT NEVER ALLOWS US TO SETTLE FOR SECOND BEST. WE FIRMLY BELIEVE THAT OUR 2003 NAUTIQUE SERIES IS THE TOP-OF-THE LINE IN QUALITY, CRAFTSMANSHIP, AND PERFORMANCE. HERE ARE A FEW REASONS WHY...

### Technology


Being on the cutting edge in the marine industry means setting the pace on a number of fronts, especially in areas like technology. At Correct Craft, technology has long played an integral role in the design, production, and quality assurance of our high-per-



formance water-ski and wakeboard boats. For 2003, our design team utilized 3-D modeling – beginning with

clay models through wax molds and finally actual finished parts – allowing our design specialists to easily study any component for instant modification and enhancement. Our 3-D and other CAD-related capabilities dramatically shorten the extensive tooling process and provide an exactness that's synonymous with the Correct Craft name.

Technology also takes center stage in our 2003 testing and quality assurance process. Extensive computer data acquisition allows our test experts to collect information about each boat's performance in real time. Critical elements such as radar, GPS, vibration, sound, and temperature data is recorded directly off the instrumentation into the computer during test runs for thorough analysis – and adjustment, if necessary. No estimating. No subjective judgments. No second guessing. Just sound decision-making based on real world, objective results.



### Hull Design

Flawless handling. Effortless acceleration.

A flat wake or a huge wake, at Correct Craft, it all starts with the wetted surface. The hull of each Nautique is carefully crafted to achieve the ride of your dreams, both in and behind the boat. Last year, our Total Surface Control™ hull, considered an engineering masterpiece by the international boating community, went through a number of significant changes, including Reversed Chines, Spray Relief Pockets™, Dispersion Tunnel™, and Performance Strakes™. These innovations were so fundamental that a name change was deemed appropriate, and thus, the TSC2™ was born.

The TSC2™ created a state-of-the art wake and ride for the Ski Nautique®, and now, this same hull technology has been expanded to include the 2003 Ski Nautique 206 and Sport Nautique 216. Whether you're slalom or wakeboarding, this incredible hull responds very well to ballast to create a wake that's specifically suited to an individual's liking for the ultimate experience on the water. Our TSC2™ hull design is complemented by Correct Craft's unique Launch Control System™ – rigid ballast tanks, available in several configurations – that allows you easy control over the wake of any 2003 Nautique with the push of a button from the helm. This patented Launch Control System™ is the best, most versatile ballast in the marketplace.

### Smart Pod™

It's one thing to design a boat that performs beyond your expectations. But for that same machine to offer maximum comfort and functionality – on top of superior execution ... now that's what dreaming is all about. You'll find it all in the 2003 Nautiques.

This year we've redesigned the helm to be even more user friendly by locating the essentials – such as console, stereo remote, and ballast control – all within easy reach of the driver. The all-new 2003 Smart Pod™ has been redesigned too, featuring five-inch gauges from Faria® for greater accuracy and visibility. It's the perfect balance of aesthetics and ergonomics that only a Nautique can provide.

This year also marks another industry first for Correct Craft as we introduce the first fully diagnostic system standard in all 2003 Limited and Team Performance Packages. By partnering with Faria® Marine Instruments, a world leader in performance proven instrumentation, the Nautique's diagnostics now have the ability to pull error codes and other essential data off the engine and display that critical information to the driver. The easy-to-read analog and digital displays make troubleshooting quick and exact. Reliable. Durable. And only available on the 2003 Nautiques.

### Flight Control Tower

When we think of our signature elements or hallmarks of the Correct Craft Family, perhaps none come to mind as often as the first-of-its-kind Flight Control Tower® (U.S. patents 5,979,350 and 6,192,819; U.S. design patent D409,972 US RE 32,823E). And that's for good reason, as the FCT™ continues to revolutionize the watersport industry in nearly 40 countries

around the globe. This fully indexing Flight Control Tower® raises the tow rope up to 75 inches above the boat floor, lifting the rider to heights never before imagined. Premiering in 2002, Flight Clips™, Correct Craft's unique board-rack system, continues to get rave reviews from Nautique owners everywhere. The bolt-on clips securely hold up to four wakeboards on the Flight Control Tower® and provide more room where it counts. New for 2003, the Spyder Tower™ for the Ski Nautique® 196 has been created to meet the rigorous demands of tournament skiing. The perfect complement to ski fly and tricks, the Spyder Tower™ offers a raised tow-point for greater stability and ease of acceleration behind the wheel, plus a superior tow from behind the boat. In addition to being a major innovation for those competing behind the Ski Nautique® 196, the Spyder Tower™ is a perfect addition for the recreational skier as well. Convenient. Functional. Cutting-edge ... and exactly what you'd expect from Correct Craft.

CORRECT CRAFT'S REPUTATION FOR INNOVATION AND TECHNOLOGY REQUIRE CREATIVE, CUTTING-EDGE DESIGN AND PRODUCTION METHODS. YET, THROUGH EVERY STAGE OF THE PROCESS, QUALITY, CRAFTSMANSHIP, AND PERFORMANCE ARE AT THE VERY CORE OF OUR BUSINESS. THAT MEANS NO SACRIFICES, SHORT CUTS, OR SUBSTITUTES. WE WOULDN'T DO BUSINESS ANY OTHER WAY.



**Nautiques**  
by Correct Craft®



Ski Nautique 196

Ski Nautique 206

Sport Nautique 216

Nautique Super Sport 210

Nautique 226





The Ski Nautique 196 offers spacious and convenient storage in the 10-Cubic foot trunk, easily accessible from in the boat or on the platform.



The clam shell engine box makes checking the engine a breeze.

## Ski Nautique 196

Experience the power, performance, and space that others in the industry only dream about – the Ski Nautique 196 by Correct Craft. The crown jewel of the ski circuit. Universally regarded as the proven leader in the world of tournament competition, the Ski 196 combines Correct Craft's state-of-the-art TCS<sup>2</sup>™ hull technology with the power of the PCM® GM Vortec™ Engine for a championship run like no other. As the boat-of-choice in the winner's circle, this machine not only creates the flattest, softest wake in the industry, but also handles like a dream car on the open road. Ski flyers and trick skiers will love the optional AWSA-approved Spyder Tower™ for a higher tow-point – and awesome lift. The optional, factory installed rigid ballast tanks (available in two sizes: 220 pound or 324 pound dual independent tanks) are sure to become a must for all trick skiers. Choose the Limited Package and your Ski 196 comes nicely equipped with keyless ignition, 5" Faria® instrumentation and diagnostic management system, PerfectPass® Digital Pro, dual fuel fills – and that's just for starters.




### 196 Specifications

Length Overall	21' 2" (6.45 m)
Length w/o Platform	19' 6" (5.94 m)
Lifting Rings (between centers)	18' 2" (5.4 m)
Beam	91" (2.31 m)
Draft	22" (.56 m)
Fuel Capacity	29 gal. (109.8 l)
Approximate Weight	2570 lb (1170 kg)
Max. Capacity	6 people (1210 lb /550 kg)
Transmission Ratio	1.23:1

Ski 196 pictured has a Silver Cloud deck, Titanium main stripe, Silver Cloud secondary stripe, Midnight third stripe and hull. This boat is equipped with the Limited Package.

The second Ski 196 pictured has a Silver Cloud hull, deck and third stripe, Midnight primary stripe and Steel Blue secondary stripe. This boat is equipped with the Limited Package and the optional composite platform and Spyder Tower™.



Drivers: Andy Mapple and Scot Ellis





The Ski Nautique 196 has been the official towboat of the IWSF World Water Ski Championships for ten years straight and the Masters Water Ski and Wakeboard Tournament for the past thirty years.

Team Skier: Andy Mapple



The Ski Nautique 206 offers tournament-level performance with the convenience of an open bow with walk thru.



Store all of your gear in the generous storage trunk.

## Ski Nautique 206


The Ski Nautique 206 . . . combining amplitude, altitude, and attitude for a lifelong superior ride. Now what could be better than that? Want more room without sacrificing tournament-level performance? Look no further than the spectacular Ski Nautique® 206. For the 2003 model, we've boosted the storage even more and enhanced the overall comfort with a larger open bow and easy walk thru. A perfect choice for families, the Ski 206's nine-person capacity offers spacious, wide-open seating, plus generous and convenient storage areas, including a 10-cubic foot locking trunk and 8.5 cubic-foot in-floor locker. Also new for 2003 is Correct Craft's signature TSC<sup>2</sup>™ hull, which creates a low, soft wake and superior tracking for slalom course runs. The standard engine choice, the PCM® 275 Multi-Port EFI, provides plenty of power for even the most critical motor head, while the PCM® Vortec™ 6000 6.0L Multi-Port EFI takes you to an even higher plane of perfection. Adding to its many accolades, the Ski 206 is an AWSA-approved towboat.



### 206 Specifications

Length Overall	.22' 4" (6.81 m)
Length w/o Platform	.20' 7.5" (6.29 m)
Lifting Rings (between centers)	.19' (5.96 m)
Beam	.91" (2.31 m)
Draft	.24" (.61 m)
Fuel Capacity	.29 gal. (109.8 l)
Approximate Weight	.2975 lb (1352 kg)
Max. Capacity	.9 people (1210 lb / 550 kg)
Transmission Ratio	.1.23:1

Ski 206 pictured has a Zephyr deck and third stripe, Silver Cloud primary stripe, and Deep Red secondary stripe. This boat is equipped with the Limited Package.



Ski Nautique 206



Cold drinks and snacks are always within easy reach of everyone in the removable 19 quart floor cooler.



The Sport 216 allows everyone to have the room to spread out. The spacious trunk has storage below, or lounging room on top.

## Sport Nautique 216

Ride or ski – soft or phat, the Sport 216 is the choice for those who want it all on the water. This craft is solely in a class of its own. The totally redesigned 2003 Sport Nautique® 216 offers you what no other boat in its class can match – the ability to create a wake that can be customized to your every whim. For the ski crowd, the TSC2® hull produces a terrific slalom wake for even the most demanding pro. But that's just the beginning. Riders can opt for the factory-installed ballast tanks and the patented Flight Control Tower® for an intense wake that's second-to-none. With room for 10, the Sport 216 comes with a wider walk thru, massive in-floor storage, expanded platform (averaging about 30% larger than the 2002 series), and a three-piece stern seat with removable center seat cushion. Opt for the Limited Package and your 216 comes standard with keyless ignition, Clarion® AM/FM/CD stereo with remote, and the power of the PCM® Excalibur 5.7 liter engine for great out-of-the-hole acceleration.



### Open Bow

Features storage, directional speakers, cup holders, grab rails, and a 12-volt plug

### Helm

The helm allows convenient access to all controls and accessories

### TSC2

Sports car handling and incredible wakes

### Storage Trunk

12 cubic-feet of storage with room for boards, skis, and everything else.

## 216 Specifications

Length Overall	23' 5.5" (7.15 m)
Length w/o Platform	21' 7.5" (6.59 m)
Lifting Rings (between centers)	20' 3" (6.17 m)
Beam	91" (2.31 m)
Draft	24" (.61 m)
Fuel Capacity	.30 gal. (113.6 l)
Approximate Weight	3280 lb (1491 kg)
Max. Capacity	10 people (1325 lb / 602 kg)
Transmission Ratio	1.23:1

Sport Nautique 216 pictured has a Neutral hull and deck, Hunter primary stripe, Zephyr secondary stripe and Neutral third stripe. This boat is equipped with the Limited Package and optional composite platform.



Sport Nautique 216



Storage abounds in the Super Sport 210 with room for boards, skis, vests, and more ... all within easy reach.



Arena-style seating and a 25 quart cooler full of cold drinks. The perfect break-area during your day on the water.

## Nautique Super Sport 210

You've sampled perfection, now kick it up a notch with the Nautique Super Sport 210. Every product line has a workhorse. Well, the Nautique Super Sport™ 210 is our stallion. Cruising, skiing, wakeboarding, or tubing, expect a big thumbs up with this long-standing Correct Craft favorite. It's the perfect boat to accommodate the varied lifestyles and demands of your entire boating family. Even serious wakeboarders rave about this machine with its 820-pound ballast that creates the biggest wake on the water. The 210's appealing V-drive configuration offers top-of-the-line performance and handling, plus tons of room for up to 10 passengers in the popular arena-style seating and open bow. Copious storage makes stowing tons of gear and other toys a snap. And, not to be overlooked, sun worshippers love the mega sunpad, just right for catching the best rays of the day – and the perfect place for housing two massive 15 cubic-foot storage compartments underneath.



### 210 Specifications

Length Overall	.22' 8" (6.91 m)
Length w/o Platform	.21' 2" (6.45 m)
Lifting Rings (between centers)	.20' 1" (6.1 m)
Beam	.91" (2.31 m)
Draft	.28' (.71 m)
Fuel Capacity	.39 gal. (148 l)
Approximate Weight	.3190 lb (1450 kg)
Max. Capacity	.10 people (1450 lb / 660 kg)
Transmission Ratio	.1:1
Big Block V-Drive Ratio	.1.19:1
Small Block V-Drive Ratio	.1.46:1

Super Sport 210 pictured has a Silver Cloud deck and primary stripe, Midnight secondary stripe and Solar hull and third stripe. This boat is equipped with the Limited Package.



Nautique Super Sport 210



The 226's bow is the place to be with room for four around the optional table that easily stores under the removable center cushion.



Above: Take a break from cruising and grab some refreshments from inside the massive **100 quart cooler** integrated into the arena seating area.

Right: Add the Team Package and your 226 will come equipped with a Flight Control Tower® and the patented Launch Control System™ ballast tanks.



## Nautique 226

The Nautique 226 . . . Big ride. Big space. Big fun.  
And you thought life couldn't get any better.

Meet the quintessential recreation machine. As the newest addition to the Correct Craft Family, the Nautique 226 is already well on its way to redefining the standards in the pleasure boat market. From the nimble responsiveness and precision handling of this V-drive model to the spacious open bow with its sculpted upholstery and the ever-present cavernous storage, this ultra run-about is perfect for both cruising and skiing. In fact, even thrill-seeking riders are sure to find an extreme wake behind the Nautique 226. Choose the Team Package and your 226 will come equipped with rear and center ballast as well as a Flight Control Tower®, PerfectPass® Digital Pro, and so much more. With room for up to 12 family and friends, big is the operative word for this luxury liner. Highly attractive appointments such as the expansive sunpad and optional table that quickly converts the open bow or main seating section into a cozy dining area, make this one floating party you won't want to miss.



### Open Bow

This incredible bow area features directional speakers, cup holders, grab rails, a 12-volt plug, and even a spot for the optional table

### Helm

The fully adjustable driver's seat can be rotated 180°

### Spacious Interior

Room for everyone; add the optional table for the ultimate picnic

### Walk-Thru Transom

Easy access to the sun pad and boarding platform


## 226 Specifications

Length Overall	24' 9.5" (7.56 m)
Length w/o Platform	22' 6.5" (6.87 m)
Lifting Rings (between centers)	20' 11" (6.38 m)
Beam	96.5" (2.45 m)
Draft	31" (7.9 m)
Fuel Capacity	50 gal. (189.3 l)
Approximate Weight	3900 lb (1773 kg)
Max. Capacity	12 people (2000 lb / 909 kg)
Transmission Ratio	1:1
Big Block V-Drive Ratio	1.19:1
Small Block V-Drive Ratio	1.46:1

Nautique 226 pictured has a Midnight hull and deck and Titanium stripe. This boat is equipped with the Limited Package.




Nautique 266



liquid  
force  
Trip Across America





[www.teamnautique.com](http://www.teamnautique.com)



Team Nautique

**AIR**  **NAUTIQUES®**



Air Nautique 206

Air Nautique 216

Air Nautique 210




The Air Nautique 206 features an open bow and Flight Control Tower®.



With a maximum capacity of up to 10, the well appointed interior offers comfort and convenience.

## Air Nautique 206

The Air 206 . . . Versatile. Spacious. Stylish. And a powerhouse behind the wheel. Only from Correct Craft. A real crowd pleaser. Correct Craft continues to rule the waters with its Air Nautique® 206. It's the perfect machine for young riders to show off their new moves, plus just the right pull for mom and dad's turn at a superior slalom run. With our fully patented Flight Control Tower® and dual independent, factory-installed rigid ballast tanks for an added boost of 324 pounds of weight, expect a super recreational wakeboard ride every time out. Like all 2003 models, the Air 206's enhanced Smart Pod™ is the ultimate combination of driver comfort and convenience, featuring highly advanced 5" Faria gauges, a redesigned keyless ignition, and a fully digital remote for the Clarion® AM/FM/CD stereo. The Air 206's swim platform has also been enlarged to offer more than ample space to put on your gear – with plenty of room to spare. In addition to the standard teak platform, our new series offers the optional composite platform available in silver cloud or black with a custom-molded non-skid surface. 



### Open Bow

Plenty of room to spread out and relax

### Convenience

Everything you need is within easy reach including the battery, drain-plug and bilge

### TSC2

Hull technology at its best

### Storage

Even with ballast tanks, there is convenient storage available for boards and more

## 206 Specifications

Length Overall	22' 4" (6.81 m)
Length w/o Platform	20' 7.5" (6.29 m)
Lifting Rings (between centers)	19' (5.96 m)
Beam	91" (2.31 m)
Draft	24" (1.61 m)
Fuel Capacity	29 gal. (109.8 l)
Approximate Weight	2975 lb (1352 kg)
Max. Capacity	9 people (1210 lb / 550 kg)
Transmission Ratio	1.23:1

Air Nautique 206 pictured has a Royal Blue deck, hull and third stripe, Titanium primary stripe and Midnight secondary stripe. This boat is equipped with the Team Package. The painted Flight Control Tower® shown is available as an option through your local dealer.



Air Nautique 206




The storage trunk of the 216 is the perfect spot to keep gear out of the way, yet still within easy reach.



Stretch out and relax in the bow which features your own speakers, cup holders, grab rails, and even a 12-volt plug.

## Air Nautique 216

Correct Craft pushes the envelope closer to the edge with this superior cross-over machine, the Air 216. The "no-compromises" answer. By introducing Correct Craft's state-of-the-art TSC<sup>2</sup> hull technology to this 21'6" beauty, you've got a boat that now takes pleasure and performance to an even higher plateau. The Air Nautique® 216's versatility, precision tracking, and sports-car handling are unequalled in the industry and create a ride that's second to none. With the push of a button, the ballast tanks fill and you're off on the wakeboard ride of your life. Adding to its superiority, the Flight Control Tower® and dual independent, factory-installed rigid ballast tanks, which power it up for an additional 400 pounds, are sure to deliver an incredible wakeboard run for all skill levels. The Air 216, like all other 2003 Nautiques, features a number of convenient appointments, including plentiful removable coolers, cup holders, hot plugs, and much more. In other words, expect to get spoiled on this gem. 



### 216 Specifications

Length Overall	23' 5.5" (7.15 m)
Length w/o Platform	21' 7.5" (6.59 m)
Lifting Rings (between centers)	20' 3" (6.17 m)
Beam	91" (2.31 m)
Draft	24" (1.61 m)
Fuel Capacity	30 gal. (113.6 l)
Approximate Weight	3280 lb (1491 kg)
Max. Capacity	10 people (1325 lb / 602 kg)
Transmission Ratio	1.23:1

Air Nautique 216 pictured has a Silver Cloud hull, deck, and primary stripe with a Patriot Red secondary and third stripe. This boat is equipped with the Limited Package.



Air Nautique 216




The Air Nautique 210 Team Edition is the only choice of the world's best riders.



The arena-style seating is contoured for the comfort of everyone and features directional speakers, cup holders, 25-quart cooler, and so much more!

## Air Nautique 210

In a crowd of many, the solution's just one...the Air Nautique 210 by Correct Craft. The undisputed heavy-weight champion.

As the premier wakeboard boat in the world, the Air Nautique® 210 is the hands-down favorite among the industry's best riders and premier events. Our patented Launch Control System™, when fully loaded with factory-installed rear and belly ballast tanks, adds more than 800 pounds of weight to create a wake like no other on the water today. It's no wonder that the best rides are behind the Air Nautique 210. With its stiff-peak, this rampy wake is perfect for those who demand a big pop for huge air. Your choice of rear ballast includes flat tanks for 410 pounds or the pros' favorite of the 520-pound wedge tanks. Whether solo or coupled with the 300-pound center tank, you're destined for the ride of your life. Along with mega air from behind the boat, the 210's V-drive configuration and comfy, expansive arena seating make you feel like you're on top of the world. Come to think of it, maybe you are – you're in a Nautique aren't you? 



Team Rider Scott Byerly



## 210 Specifications

Length Overall	22' 8" (6.91 m)
Length w/o Platform	21' 2" (6.45 m)
Lifting Rings (between centers)	20' 1" (6.1 m)
Beam	91" (2.31 m)
Draft	28" (.71 m)
Fuel Capacity	39 gal. (148 l)
Approximate Weight	3190 lb (1450 kg)
Max. Capacity	10 people (1450 lb / 660 kg)
Transmission Ratio	1:1
Big Block V-Drive Ratio	1.19:1
Small Block V-Drive ratio	1.46:1


Air Nautique 210 pictured has a Silver Cloud deck, Tangerine hull, primary stripe and third stripe, and Titanium secondary stripe. This boat is equipped with the Team Package and optional composite platform. The painted Flight Control Tower® shown is available as an option through your local dealer.

# Air Nautique 210



The Air Nautique 210 Team Edition  
is the Official Towboat of the WWA  
National and World Championships.

Team riders Scott Byerly, Gregg Necrason and Danny Harf



OUR CONSTRUCTION TEAM'S PASSION HAS ALWAYS BEEN TO PROVIDE SUPERIOR, UNCOMPROMISED CRAFTSMANSHIP THAT WITHSTANDS THE TEST OF TIME. AT CORRECT CRAFT, IT'S OUR ATTENTION TO DETAIL AND COMBINATION OF STYLE, SUBSTANCE, AND SOPHISTICATION THAT TRULY SET NAUTIQUES APART FROM ALL OTHER BOATS ON THE WATER.



Construction and Materials

WHAT DISTINGUISHES CORRECT CRAFT'S CONSTRUCTION PROCESS FROM OTHER BOAT BUILDERS? IN MANY WAYS, IT COMES DOWN TO DURABILITY, DEPENDABILITY, AND CRAFTSMANSHIP.

At the core of every Nautique is AME® 5000 Resin – a material that's 200% stronger than the Polyester-blend resins used by most manufacturers. This means you're getting a boat that's about 30% lighter for increased performance, twice as strong, and able to withstand up to four times the impact pressure of other resins.

Secondly, our primary material, Biaxial Fiberglass, is up to 60% stronger than other commonly used woven rovings. This also contributes to the lighter weight and durability of our entire Nautique product line.

The construction of every boat begins with a mold of the hull and deck. We build our molds to exacting specifications – the same materials go into every finished Nautique.

Never settling for second best, Correct Craft's premier gel-coat choice is ArmorFlex®, which is applied 30% thicker than the industry average and is sprayed onto the hull with a pressurized airless gun for a very fine atomization and smooth, even application – a process that virtually eliminates unwanted stress cracks, blistering, and air bubbles. Expect superior durability, plus a high gloss for long-lasting shine and easy maintenance.

Another critical step in the building process of every Nautique is the skin coat, or first layer of fiberglass, which is applied in a precise manner for exact control of the mixtures and thickness. Our


unmistakable process has the ability to accurately deliver the correct proportion of AME 5000 Resin to sheets of hand-laid biaxial fiberglass and woven roving. This hand-laid process is then enhanced with our Cross Link Adhesive System™ (CLAS). The CLAS™

application adds even more strength to the laminate by increasing the fibers and resin that are then carefully worked into the entire surface to ensure proper and complete adhesion/coverage. This unique appli-

cation system dramatically increases the strength and durability of your Nautique and ensures superior performance.

From the drawing board and production all the way to the multiple test runs and fine-tuning adjustments, Correct Craft builds sport-utility boats one customer at a time. With the structural sophistica-

tion, expertise, and attention to detail incorporated into every boat, Nautiques provide all the high-performance durability and timeless styling you've come to expect from the best in the business.



**What about other essential elements of the construction process that make Correct Craft the best boat builder in the business? Here are several more highlights ...**

**Stringer System** The backbone of the boat. Ours is the strongest in the towboat industry and an essential link to a boat's longevity and durability. Only Correct Craft uses special foam, Aircraft Aluminum, and Biaxial roving to produce a foundation that's second to none.


**Foam floatation** 100% foam-filled. Before the floor is installed, each Nautique receives thorough coverage and a solid form, which produce a smoother, more solid, and much quieter ride. This compares to blind injection and gluing, which results in spotty placement and air voids.

**Flooring** Rock solid. Our unibody construction process provides unequalled strength by strategically applying saturated layers of fiberglass in an overlapping manner. The result? A fully integrated structure – so strong that Correct Craft provides a Limited Lifetime Warranty on all fiberglass construction.

**Sound dampening** Another first. Correct Craft uses Novidamp ED, the same sound-dampening material that was first used in submarines by the US Navy, in all its Nautiques to eliminate annoying rattles and unwanted noises. For more than a decade, we've been the only manufacturer in the industry to use this revolutionary material.

**Carpeting** Built to last. Correct Craft interiors are finished using only premium-grade carpet. Our 28-ounce Bulk Continuous Fiber carpeting is proven to be two to three times stronger than a tufted poly-blend. Harsh marine conditions and rigorous, daily wear are no contest for our tough carpeting.

**Upholstery** Luxurious yet durable. Our premium-grade vinyl is 10% thicker than the industry standard, yet is still incredibly supple and pliable. Our upholstery features a double top stitch, the industry's most durable seam, and our high-density, biocide-treated foams are up to 10 times more durable and longer lasting than other foams. Plus, they're mold and mildew resistant.



**W**hat do you get when you combine three industry icons like Correct Craft, General Motors, and Pleasurecraft Marine? The result is perhaps one of the most powerful partnerships in today's marine industry. It's also a unique relationship that benefits you, the Nautique boat owner. For the ultimate engine experience with unlimited international resources, this alliance delivers flawless handling, unmatched reliability, and tournament-level performance that you, as a Nautique owner, deserve – and can only get from a Correct Craft. Expect smoother acceleration, excellent turnkey starts, reduced fuel consumption, and improved emission control. All engines are Multi-port fuel injected, use GM's MEFI-4 Electronics and carry a 3-year transferable warranty with no hour restrictions. Got power? You bet, as this partnership delivers something for every boat owner. From the leisure, recreational runabout to those who demand pure power, the Correct Craft-General Motors-Pleasurecraft Marine partnership guarantees that you're getting the industry's finest inboards available.

- PCM® 5.0 L MPI 275 hp/375ft/lbs
- PCM® Excalibur™ 5.7 L MPI 330hp/430ft/lbs
- PCM® Vortec 6000 6.0 L MPI 370 hp/492 ft/lbs
- PCM® Python™ 8.1 L MPI 425 hp/621 ft/lbs



**Construction & Materials**

5-Year Promise	S	S	S	S	S
All Composite Construction	S	S	S	S	S
AME 5000® Modified Epoxy Resin	S	S	S	S	S
Precision Molding Process	S	S	S	S	S
Novidamp® Vibration Dampening System	S	S	S	S	S
28oz. BCF Carpet	S	S	S	S	S
34oz. Vinyl w/ Stain Resistant Top Coat	S	S	S	S	S
Acme Performance Matched-Propeller	S	S	S	S	S
Hull Hugger Muffler	S	S	S	NA	NA
Inverta-Flo® Muffler	NA	NA	NA	S	S
Floatation Foam	S	S	S	S	S
Laser Aligned Underwater Gear	S	S	S	S	S
Motor Box (Positive Lift)	S	S	S	NA	NA
Teflon-Impregnated Black Anodized Pylon	S	S	S	S	S
Tunable Rudder from Z-Marine	S	S	S	S	S
Bilge Pump	S(1)	S(2)	S(2)	S(2)	S(2)
Oil Drain Kit	S	S	S	S	S

**Exterior**

Teak Boarding Platform	S	S	S	S	S
Bow Lift Ring (Static)	NA	S	S	S	S
Bow Lifting Ring (Retractable)	S	NA	NA	NA	NA
Bow Light	S	S	S	S	S
Cleats (Static)	NA	S	S	S	NA
Custom drip molded Graphics and Striping	S	S	S	S	S
Dual Gas Fills	S	S	S	S	S
Rhino Trak Step Pads (Gunnel and Transom)	S	S	S	S	S
Transom Grab Rails	S	S	S	S	S
Transom Lifting Ring (Retractable)	NA	NA	NA	NA	S
Transom Lifting Ring (Static)	S	S	S	S	NA
Windshield (Black)	S	S	S	S	NA
Windshield (Silver)	NA	NA	NA	NA	S

**Helm**

2003 Pod and Console	S	S	S	S	S
Faria® Gauges	S	S	S	S	S
Emergency Engine Shut Off	S	S	S	S	S
Adjustable Drivers Seat	S	S	S	S	S
Rack and Pinion Steering	S	S	S	S	S
Rear View Mirror (with adjustable bracket)	S	S	S	S	S

**Convenience**

12-Volt Receptacles	S(3)	S(4)	S(4)	S(4)	S(4)
Bow Storage Compartments	S	S	S	S	S
Cargo Nets	S	S	S	S	S
Cup Holders	S	S	S	S	S
Floor Cooler w/ Removable Dry Storage Tray	S	S	S	S	S
Floor Locker Storage	S	S	S	S	S
Interior Grab Rails	S	S	S	S	S
Service Box (Battery, Bilge Pump, "T" Handle)	NA	S	S	NA	NA
Storage Lights / Courtesy Light	S	S	S	S	S
Speaker/Cup Holder/Grab Rail Module	S	S	S	NA	NA
Rear Engine Hatch (Positive Lift)	NA	NA	NA	S	S
Rear Trunk Storage (Electric / Locking)	S	S	S	S	S
Walk-Thru Bow Seating	NA	S	S	S	S
Walk-Thru Sunbrella® Dam Curtain	NA	S	S	S	S
Windshield Walk-Thru	O	S	S	S	S

**Color Guide**

Color is as unique as each individual. Choose the color combination that best reflects your personality. Because of the inherent differences between gel-coat resins and printer inks, the colors shown here are only intended to represent the colors found in your Nautiques® hull and vinyls. To see a sample, visit your local dealer.

**Standard Hull & Deck Colors**

Silver Cloud

Neutral

**Standard Gelcoat Colors**

Black Onyx

Zephyr



Patriot Red

Midnight



Dark Red

Steel Blue



Solar Yellow

Royal Blue



Tangerine

Titanium



Hunter Green

Every Nautique is equipped with only the finest standard and optional equipment available. Please see your authorized Nautiques dealer for complete details on specifications and performance data. In keeping with its commitment for ongoing quality development, Correct Craft reserves the right to discontinue or modify specifications, models, equipment, colors or prices without any obligation. © 2003 Correct Craft, Inc.

**Create your own custom  
Nautique on our  
Color Selector located at  
[www.nautiques.com](http://www.nautiques.com)**

	196			206			216			210			226	
<b>Packages</b>														
Choose the Performance Package that best suits your needs. <b>Signature</b> , <b>Limited</b> or <b>Team</b> . Each package begins with the Correct Craft quality that is the basis of the Nautique brand.	<b>SIGNATURE</b>	<b>LIMITED</b>	<b>TEAM</b>	<b>SIGNATURE</b>	<b>LIMITED</b>	<b>TEAM</b>	<b>SIGNATURE</b>	<b>LIMITED</b>	<b>TEAM</b>	<b>SIGNATURE</b>	<b>LIMITED</b>	<b>TEAM</b>	<b>LIMITED</b>	<b>TEAM</b>
<b>Engines</b>														
PCM® 5.0 Liter MPI 275 hp	S	NA	NA	S	NA	NA	S	NA	NA	NA	NA	NA	NA	NA
PCM® Excalibur™ 5.7 lt MPI 330hp, GM 1.23.1	O	S	S	O	S	S	O	S	S	S	S	S	S	S
PCM® 6.0 lt MPI 370 hp	O	O	O	O	O	O	O	O	O	O	O	O	O	O
PCM® Python™ 8.1 lt MPI 425 hp, 1.23.1	NA	NA	NA	NA	NA	NA	NA	NA	NA	O	O	O	O	O
<b>Engine Options</b>														
Automatic Fire Extinguisher	O	O	O	O	O	O	O	O	O	O	O	O	O	O
Oil Drip Pan	O	O	O	O	O	O	O	O	O	O	O	O	O	O
Dripless Packing Gland	O	O	O	O	O	O	O	O	O	O	O	O	O	O
Battery Safety Switch (on/off)	O	O	O	O	O	O	O	O	O	O	O	O	O	O
Dual Battery Box, includes Battery Cut-off Switch	NA	NA	NA	NA	NA	NA	NA	NA	NA	O	O	S	O	S
Fresh Water Cooling	O	O	O	O	O	O	O	O	O	O	O	O	O	O
Fresh Water Cooling for Python	NA	NA	NA	NA	NA	NA	NA	NA	NA	NA	NA	NA	O	O
Fresh Water Flush	O	O	O	O	O	O	O	O	O	O	O	O	O	O
<b>Helm</b>														
Analog Faria® Gauges	S	NA	NA	S	NA	NA	S	NA	NA	S	NA	NA	NA	NA
Key Ignition and Toggle Switches	S	NA	NA	S	NA	NA	S	NA	NA	S	NA	NA	NA	NA
Serial Faria Gauges w/ Keyless Ignition	O	S	S	O	S	S	O	S	S	O	S	S	S	S
Standard Steering Wheel and Throttle Knob	S	NA	NA	S	NA	NA	S	NA	NA	S	NA	NA	NA	NA
Custom Steering Wheel and Throttle Knob	O	S	S	O	S	S	O	S	S	O	S	S	S	S
Air/Water Temp (Requires Keyless Ignition)	O	S	S	O	S	S	O	S	S	O	S	S	S	S
Depth Finder (Requires Keyless Ignition)	O	S	S	O	S	S	O	S	S	O	S	S	S	S
PerfectPass® - Correct Craft Cruise™	O	O	NA	O	O	NA	O	O	NA	O	O	NA	O	NA
PerfectPass® - Digital Pro	O	O	O	O	O	O	O	O	O	O	O	O	O	O
PerfectPass® - Wakeboard Digital	O	O	S	O	O	S	O	O	S	O	O	S	O	S
PerfectPass® - Jump & Slalom Switch	O	O	O	O	O	O	O	O	O	O	O	O	O	O
Flip Up Drivers Seat	O	O	O	O	O	O	O	O	O	O	O	O	O	O
Helm Ballast Control	O	O	S	O	O	S	O	O	S	O	O	S	O	S
<b>Stereo Options</b>														
Clarion® AM/FM/CD Stereo w/ Digital Remote	O	S	S	O	S	S	O	S	S	O	S	S	S	S
Clarion® Directional Sound Speakers	O	S(4)	S(4)	O	S(6)	S(6)	O	S(6)	S(6)	O	S(6)	S(6)	S(6)	S(6)
Clarion® 6 Disc CD Changer	O	O	O	O	O	O	O	O	O	O	O	O	O	O
Clarion® Digital Remote w/ clock	O	S	S	O	S	S	O	S	S	O	S	S	S	S
Clarion® Level 1 (Amp & Sub Woofer)	O	O	NA	O	O	NA	O	O	NA	O	O	NA	O	NA
Upgraded Kicker® System (Amp & Sub & Speakers)	O	O	S	O	O	S	O	O	S	O	O	S	O	S
<b>Exterior</b>														
Custom Color Placement	O	S	S	O	S	S	O	S	S	O	S	S	S	S
Air Nautique Extended Pylon	O	O	O	O	O	O	O	O	O	NA	NA	NA	NA	NA
Composite Boarding Platform (Silver Cloud or Black)	O	O	S	O	O	S	O	O	S	O	O	S	O	S
Docking Lights	NA	NA	NA	NA	NA	NA	NA	NA	NA	O	O	O	O	O
<b>Performance Options</b>														
Rear Ballast Tank (Large) or (Small)	NA	NA	NA	NA	NA	NA	O	O	S	O	O	S	O	S
Trick Tank	O	O	S	O	O	S	NA	NA	NA	NA	NA	NA	NA	NA
Wake Tank	O	O	S	O	O	S	NA	NA	NA	NA	NA	NA	NA	NA
Center Ballast (Belly)	NA	NA	NA	NA	NA	NA	NA	NA	NA	O	O	S	O	S
Flight Control Tower®	O	O	S	O	O	S	O	O	S	O	O	S	O	S
Flight Clips™	O	O	S	O	O	S	O	O	S	O	O	S	O	S
Spyder Tower™	O	O	O	NA	NA	NA	NA	NA	NA	NA	NA	NA	NA	NA
<b>Convenience Options</b>														
Stern Light Retractable	NA	NA	NA	NA	NA	NA	NA	NA	NA	O	O	O	O	O
Heater, 3-Speed & Defroster	O	O	O	O	O	O	O	O	O	O	O	O	O	O
Shower	O	O	O	O	O	O	O	O	O	O	O	O	O	O
Jump Seat	O	O	S	O	O	S	O	O	S	O	O	S	O	S
Pull Out Cleats - Midship (2)	O	S	S	O	S	S	O	S	S	O	S	S	S	S
Pull Out Cleats - Stern (2)	O	O	O	O	O	O	O	O	O	O	O	O	S	S
Table	NA	NA	NA	NA	NA	NA	NA	NA	NA	O	O	O	O	O



Nautique Gear

Please visit [www.nautiquegear.com](http://www.nautiquegear.com) for a listing of Correct Craft's full line of clothing and accessories.

**NOA**  
NAUTIQUE  
OWNERS ASSOCIATION

Visit [www.correctcraft.com](http://www.correctcraft.com) for more information on the benefits of membership and how you can become a member of the NOA family.