

NAUTIQUES



2002

REAL WORLD. REAL BOATS.

what's
your
reality?



Ski Nautique



13

Ski Nautique Open Bow . . .



15

Sport Nautique



17

Nautique Super Sport



19

Air Nautique 196



23

Air Nautique



25

Pro Air Nautique



27

Super Air Nautique



29

Team Edition



31

Dear Friends,

For more than 77 years and spanning its fourth generation, my family has built its business based on one philosophy — to build boats to the glory of God. Correct Craft has continued this tradition with a bold 2002 product line that has passed ordinary standards and extends beyond the extraordinary. It is a totally new look that includes technical advances not found on other inboard boats.

Known for setting the tone and pace of the industry, Correct Craft will not settle for anything less than the highest standard of quality, performance and value. Each sport-specific boat is designed with the performance that makes Nautiques special. Considered the standard of the inboard industry, Nautiques are the towboat of choice for SeaWorld, Six Flags, and the world's premier waterski and wakeboard tournaments — the Masters, the IWSF World Water Ski Championships, the WWA World Wakeboard Championships and the WWA Wakeboard Nationals. These real-world environments demand quality, performance and durability. There is only one company that can meet those demands with its sport-specific Ski Nautique and Super Air Nautique. That company is Correct Craft.

Numerous successful innovations and designs have defined the history of Correct Craft. We are the oldest family owned boat manufacturer, a distinction that comes with the responsibility of living up to the standards set by my grandfather, Walter C. Meloon, back in 1925. We can think of no better way to honor his legacy than



Walter N. Meloon
President/CEO

to introduce the first-of-its-kind 5-Year Promise Warranty — a guarantee of the quality, performance and value, from stern to stern, that gives you the peace of mind you deserve. A promise like this is easy to make when you have complete confidence in your product.

We are the world's number one choice for a reason. Visit your local dealer and ***Take the Nautiques Challenge*** for yourself. Once you have experienced the unmatched quality and performance of a Nautique on the water, the choice will be clear.

Correct Craft's goal is to deliver the standard of the industry to you, the customer. Take the Nautiques Challenge. Your test is the only test we must pass. We want to be your boat builder!

**Trust in the Lord with all thine heart;
and lean not unto thine own understanding. In all thy ways
acknowledge Him, and He shall direct thy paths.**

Proverbs 3:5-6



Boat featured: Air Nautique 196



Andy Mapple, holder of 157 slalom titles including co-world record holder, 13-time Masters Slalom Champion and 5-time World Slalom Champion.

Product Development

Correct Craft's undisputed leadership has been demonstrated time and time again by designing sport-specific boats that are always on the cutting edge of technology. Striving for the highest level of all-around excellence, we have never settled for anything less than the very best — No sacrifices. No shortcuts. No substitutes. The Correct Craft Family is here to deliver the dream with world-class boats that provide unmatched performance, giving you a confidence that only comes from owning a Nautique.

Ingenuity

Research

In the arena of technology, performance and innovation, Correct Craft has always gone steps ahead of the rest. Our successes are attributed to the entire Correct Craft Family, which is made up of the industry's finest research and development engineers, production specialists, a team of the world's best skiers and riders, and thousands of loyal owners worldwide.



Catapulting us light-years ahead of everyone else has been the addition of legendary professional slalom skier Andy Mapple as our new Ski Nautique Product Manager. Instrumental in the

development of our all-new Ski Nautique, Andy has been an integral part of our research, testing and production processes.

Our boats are developed from the creative imaginations of our R&D team, the inspirational feedback of our professional athletes and lifelong customers. Taking a very aggressive approach, our design team is not afraid to experiment with what has already been considered the highest level that can be achieved — never wavering and open to a world of endless possibilities.

Known for setting the tone and the pace of the industry, Correct Craft will not settle for second best, and never compromises quality, craftsmanship and integrity. Considered the thoroughbreds of our industry, Nautiques are the towboats of choice for SeaWorld, Six Flags, and the world's premier water-ski and wakeboard tournaments, such as the Masters, the

IWSF World Water Ski Championships, the Big Air Challenge, WWA World Wakeboard Championships and the WWA Wakeboard Nationals. Giving us ongoing proving grounds for our product, these real-world environments demand the quality, performance and dependability that only Correct Craft delivers.

Hull Design

The superior performance of every Nautique has always put Correct Craft out front. But an exemplary boat is built from the bottom up. A solid foundation is the most important part of each boat, with the end result being a design that achieves optimum performance.

Efforts to improve the hull's affect on the water's surface are everlasting, and the innovation and technological advancements set forth by our team of engineers have been unprecedented in this industry. One of our defining moments, as well as the industry's, was the innovation of our revolutionary Total Surface Control hull in 1997. The TSC™ hull literally changed the shape of watersports by providing the flattest, smoothest wake in history and, once again, set the standard for all other tournament boats. In fact, the majority of world records and countless personal bests have been accomplished behind this one-of-a-kind hull, allowing Correct Craft to dominate the world records list.



TSC² Revolutionizing "Revolutionary"

The award-winning Total Surface Control™ hull already reigned supreme, providing the flattest, smoothest wake of any boat on the market. Data collected from a think tank made up of the world's finest engineers and athletes, including new Product Manager Andy Mapple, showed that the only factors that could be changed to enhance a skier's performance would be the size and shape of the wake, and the position of the rooster tail. So that is exactly what Correct Craft decided to do.

After 14 months of research, observation and testing our boats in real-world environments, we realized that there are significant things that can be done to change the size and shape of the wake, as well as the position of the rooster tail. The revolutionary TSC²™ hull is composed of 11 sequential changes, including Reversed Chines, Spray Relief Pockets, and the recently innovated Dispersion Tunnel™ and Performance Strakes™, that all work together in harmony to produce the flattest, smoothest wake possible.

Performance Strakes™

Controlling surface pressure on the bottom of the boat is what it's all about. While a stepped hull builds pressure throughout the boat's length, Correct Craft's Performance Strakes™ lift the transom of the boat, which releases the water

pressure that builds up along the surface of the hull. The water splits from the stern at a sharper angle, which creates a cleaner cut and a smoother ride. This also causes the wake to take on a flat, soft shape, making it easier for skiers of all abilities to achieve their personal bests.

Dispersion Tunnel™

In like manner, the Dispersion Tunnel allows the water that has just been accelerated by the propeller to disperse in a controlled direction, which eliminates the dreaded trough. In addition, it drastically reduces and repositions the rooster tail so that it will not affect a skier's performance.

Handling & Spray Relief Pockets

In addition to wake control, the overall handling of the Ski Nautique has been optimized with the TSC², making the boat more nimble and providing a tighter turning radius, especially in high-speed turns. Spray Relief Pockets reverse the direction of water under the boat, which means no annoying water droplets pelting you in the face – something you will absolutely love!

All factors combined, the TSC² provides a smoother, more efficient ride, and an optimum wake for every skier, especially you overachievers! The difference in the wake is truly amazing, from behind the boat and from behind the wheel!



TSC² Wake

Other Wakes

"I'm at 35 off in this sequence. Notice that my ski remains in contact with the water not only entering the wake, but also exiting. With this I am able to have more power and control throughout the course."

— Andy Mapple

Underwater Gear

Most people do not realize that the underwater gear includes some of the most important aspects of a boat's performance. Our boats are designed with three tracking fins, a laser-aligned



Patented Tunable Rudder from Z-Marine

stainless-steel prop shaft, a strategically placed strut, a Tunable Rudder, and the all-new, CNC-machined Acme performance-matched propeller for enhanced speed and quicker acceleration out of the hole.

Everything except the prop shaft is constructed of Nibral, which is 10% stronger than the Manganese used throughout the industry. In addition, Correct Craft uses a right-hand rotating propeller, which distributes torque correctly and balances the boat so it naturally runs level.

Precise handling and optimum performance are key factors in the production of our boats. The Tunable Rudder, also known as Z-Trim, allows the driver to easily adjust steering, and match the boat's handling and responsiveness to their own personal needs and expectations.

Launch Control System

Developed in 1997, Correct Craft's patented Launch Control System™ was designed for adventurous riders demanding the



(Patent #6,192,819)

ultimate wake. Improved and designed for maximum convenience and efficiency, the LCS for the Super Sport and Super Air now sports up to 520 pounds of rear ballast, with an optional center tank for an additional 300 pounds, for optimum, heavy-duty wakes. Strategic placement of the two separate and permanent tanks ensures the balance of weight from port to starboard. The reconfiguration of the larger, factory-installed tanks and the plumbing maximizes space, allowing more interior space for loading up and stowing more gear.

Flight Control Tower

With the introduction of the utility patented, first-of-its-kind Flight Control Tower® in 1997, Correct Craft elevated the sport of wakeboarding to new heights. The FCT™ represents form and function for serious-minded wakeboarders.

Completely constructed from a larger-diameter tubing, the FCT raises the tow rope up to 84 inches above the boat floor, providing more lift for the rider. Designed with convenience and functionality in mind, the FCT sports a folding design that makes



U.S. Pat. 5,979,350 and 6,192,819 & U.S. Design Patent #D409,972

it easier to store in boat-houses or garages.

New for 2002 is Flight Clips™, a board-rack system especially designed for Correct Craft's Flight Control Tower that securely holds up to four wakeboards. Bolt-on clips provide more board protection and durability, not to mention more room in the boat.

Smart Pod

The Smart Pod™ represents the elegance, functionality and attention to detail only known to Correct Craft. Beyond the exquisite design and obvious luxuries, the Smart Pod hosts a startling array of standard amenities, such as advanced digital technology, high-tech instrumentation and electronics, silver metallic bezels on all Vision Series gauges by Teleflex®, coded keyless ignition, a touch-sensitive backlit console and color-coordinated accent panels.

Correct Craft's personal expectation is to always provide unmatched attention to detail with distinguishable, ergonomic improvements that enhance flexibility, efficiency and functionality. For added convenience, we have also added a 12-volt hot plug on the side console – a great outlet for cell phones, radios and spotlights.



The Smart Pod features advanced digital technology.

Correct Craft is responsible for a vast majority of the industry's most significant "firsts," such as the first tracking fins on the bottom of a boat, stepped chines on a tournament boat, V-keel Pad, Total Surface Control, Flight Control Tower, Total Surface Control² and the first-ever cruise-control mechanism for boating. All of these achievements have led us to the distinction of being the one and only true leader of the industry.

Nautiques
by Correct Craft



Team Skier: Andy Mopple

A photograph of a water skier on a lake under a blue sky with clouds. The skier is in the middle ground, moving from right to left, leaving a large, white, turbulent wake. Several stylized, white, curved lines are drawn over the image, starting from the top left and curving towards the right, framing the text. The text is in a white, sans-serif font.

Ski Nautique


Ski Nautique
Open Bow

Sport Nautique

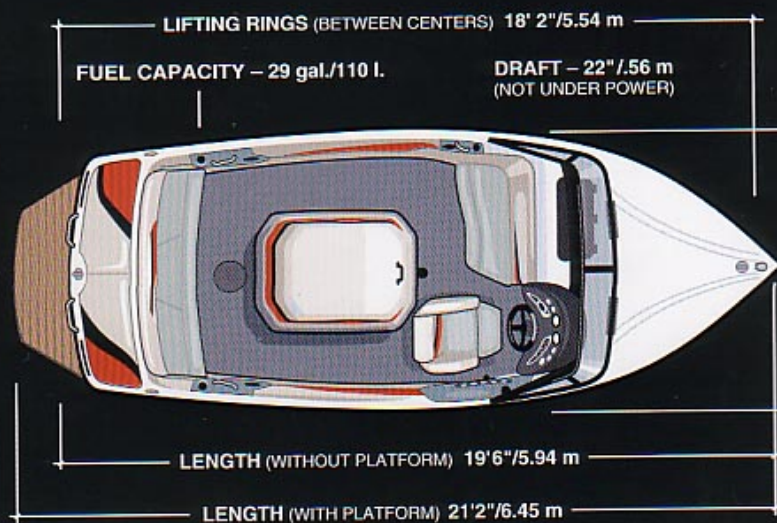
Nautique
Super Sport



Boat shown features a silver cloud hull and deck,
red primary stripe and black secondary stripe.
Driver: Andy Mapple.



Team Skier: Kristi Overton-Johnson



APPROX. WEIGHT – 2570 lb/1170 kg
(WITH STANDARD FEATURES)

MAX. CAPACITY – 6 people/1210 lb/550 kg



Ski Nautique

The future is here! The combination of classic style and extraordinary performance has made the legendary Ski Nautique the proven leader of the industry since 1961. With the all-new Total Surface Control² hull, you are guaranteed the most innovative, world-class ski boat on the water, bar none! The revolutionary TSC² hull delivers the smoothest, flattest wake, giving every skier the best possible conditions for optimum performance.

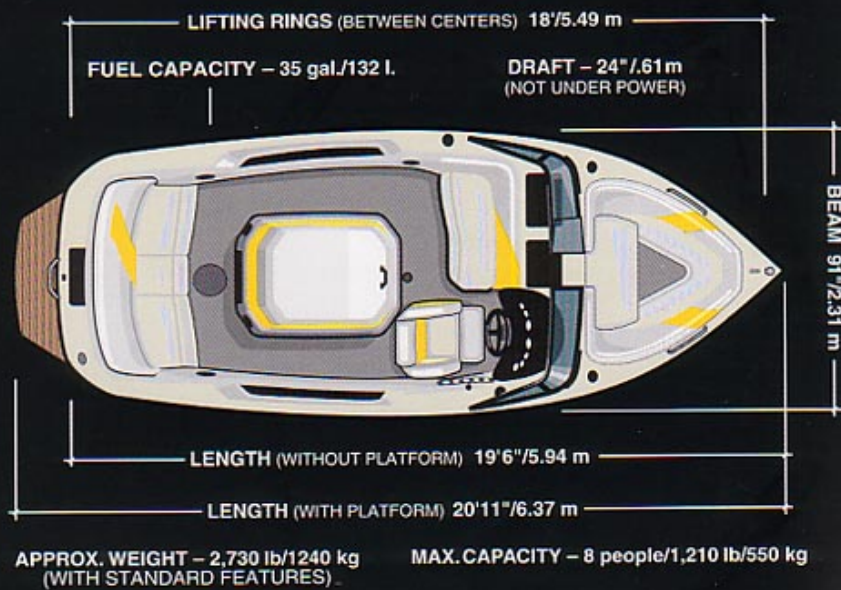

Along with far-superior performance, the Ski Nautique® has been redesigned with a whopping 11% increase in real-world space. The standout interior style provides every passenger with the roominess and all-out comfort they deserve. A contoured one-piece, removable stern seat cushion is practical and functional.

A totally redesigned trunk sports an impressive 10 cubic feet of storage, accommodating loads of gear... and then some. Convenient access to the trunk is from either inside or outside the boat, through a two-piece sun pad, with the simple push of a button.

With unmatched performance, it's no wonder that a majority of the world's records and countless personal bests have been set behind this legendary classic. Transporting you to the next level of excellence, your dream will be your reality behind the 2002 Ski Nautique.



Boat shown features a silver cloud hull and deck, yellow primary stripe and navy secondary stripe.





Ski Nautique

OPEN BOW

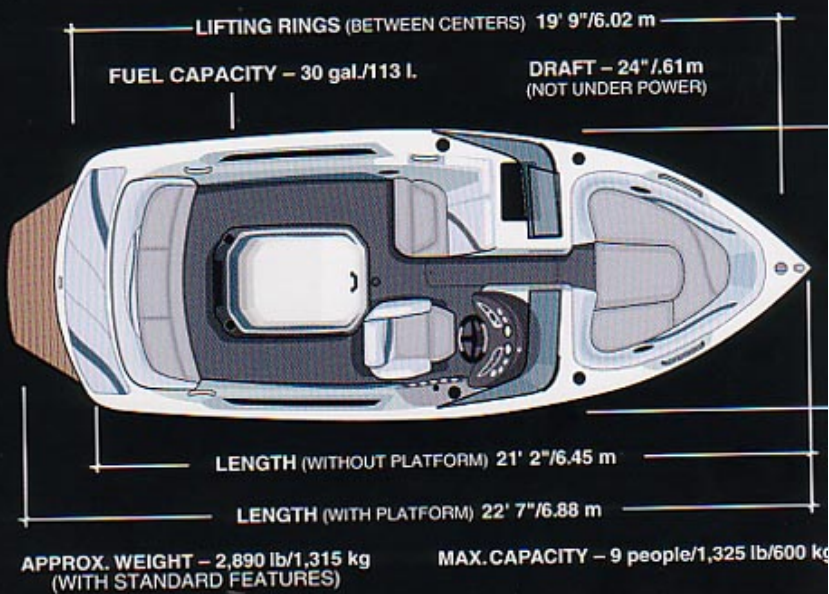

With the Ski Nautique Open Bow you'll find that choosing a boat doesn't mean that you have to sacrifice what you love the most about being out on the water. Whatever your pleasure, it's ready to deliver the ultimate boating and skiing experience!

A combination of performance, style and spaciousness gives you all of the standard luxuries and performance you demand, while the open bow affords generous and exceptionally comfortable forward seating. When you think space, also think storage, with a stern seat that doubles as dry storage and a compartment beneath the passenger love seat for loads of gear.

When you're ready for some serious fun, hit the throttle and feel the power of the original Total Surface Control™ hull. This award-winning hull has pulled more athletes to a majority of world records and countless personal bests over the years. Now it's your turn!



Boat shown features a silver cloud hull and deck, royal blue primary stripe and navy secondary stripe.





Sport Nautique

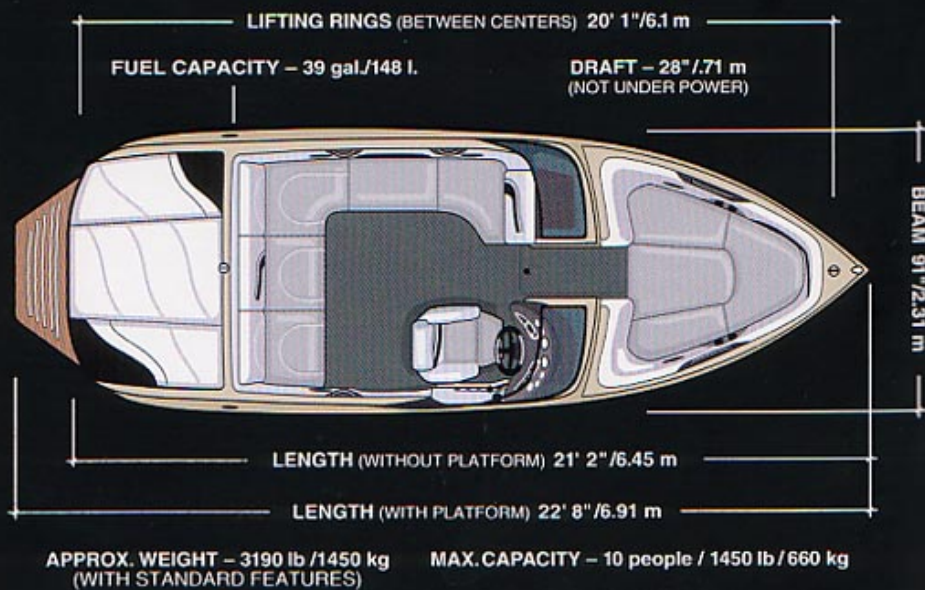

The Sport Nautique® knows no boundaries and allows you to take maximum advantage of your time on the water. For those with a thirst for adventure, the Sport Nautique can measure up to any task and will satisfy even the most aggressive watersports enthusiasts.

With tournament-level performance, the Sport Nautique delivers all the amenities you want in a boat. With power equivalent to its extreme versatility, it can pull a clean, fast-paced slalom run on a flat, smooth wake, and then transform into a wakeboard boat with wakes that even the most advanced riders will appreciate. Go for a host of options, such as the Flight Control Tower® or Launch Control System™, and you could have a fantasy ride fueled by the optional PCM® Excalibur™ 330-hp engine. Whether it's skiing or wakeboarding, the Sport Nautique pushes the performance limits, giving each discipline the respect it deserves.

You'll enjoy all the makings for the perfect family excursion – perhaps even feel like a kid again! Escape reality, even if it's just for a day.



Boat shown features a zephyr hull and deck, silver cloud primary stripe and black secondary stripe.





Nautique Super Sport

Designed to suit every personality, the Nautique Super Sport™ affords serious liberties and will satisfy even the most critical watersports enthusiasts! Whether it's intense slalom runs, basking in the sun, tubing down a river or the classic romanticism of exploring your favorite destination, the Super Sport meets the multifaceted lifestyles of every family.

Classic yet modern styling adorns the cavernous interior designed to provide more real-world space perfect for entertaining or meeting the needs of high-volume traffic. With a 20% increase of interior space, the generous arena seating is ideal for social gatherings, while the V-drive's maximum versatility offers the tournament-level performance demanded of watersports enthusiasts.

Storage abounds with a generous transom locker and a spacious area beneath the passenger loveseat. Also take note of the large sun deck perfect for lounging or gearing up.

With precise handling and undisputed performance, the Super Sport opens up a world of endless possibilities. Just imagine what you can do!

AIR
NAUTIQUES

Team Rider: Lauren Loe

A water skier is captured mid-air, performing a jump over a body of water. The skier is wearing a black life vest, blue patterned shorts, and black boots. They are holding onto a tow rope. The background is a bright blue sky with scattered white clouds. The water below is dark blue with a large splash of white water droplets trailing behind the skier. Several thin, light-colored curved lines are drawn over the image, framing the text and the skier.

Air Nautique 196

Air Nautique

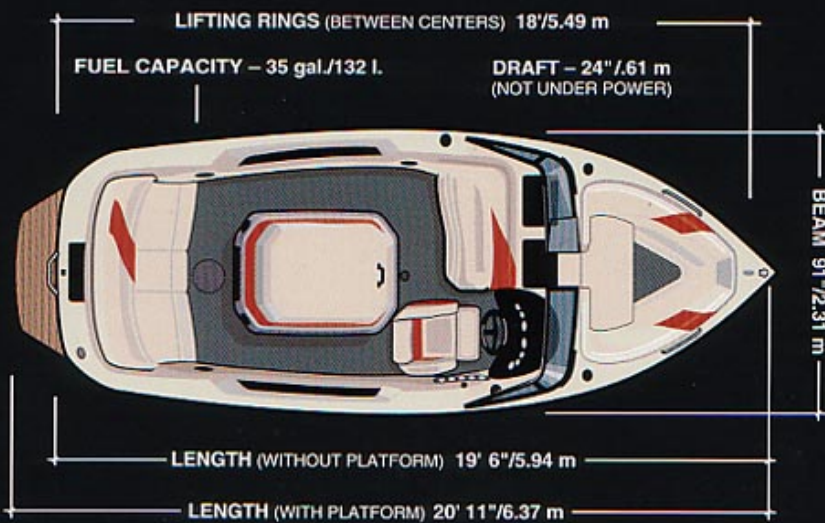
Pro Air Nautique

Super Air Nautique

Team Edition



Boat shown features a silver cloud hull and deck, dark red primary stripe and zephyr secondary stripe.



APPROX. WEIGHT – 2,730 lb / 1240 kg (WITH STANDARD FEATURES)

MAX. CAPACITY – 8 people / 1210 lb / 550 kg



Air Nautique 196

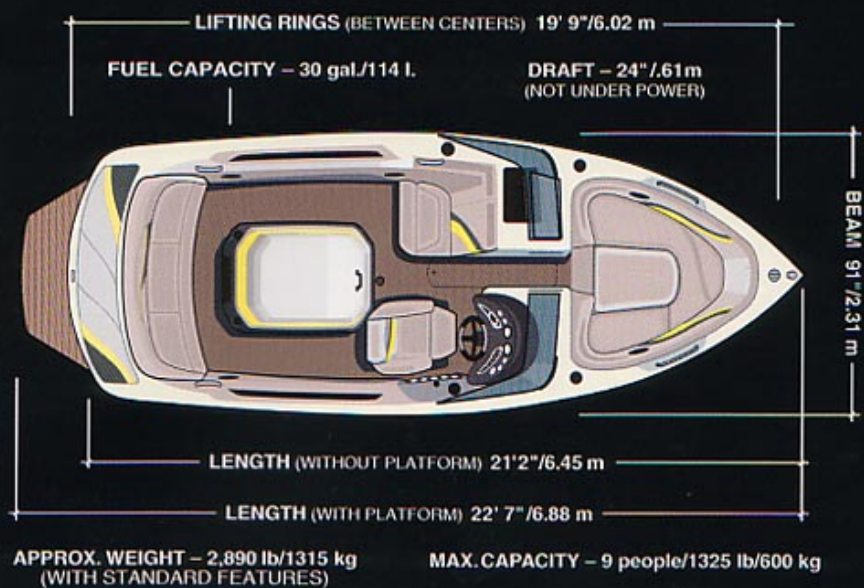
Whether skiing, wakeboarding or low-key cruising, the most universal family recreational boat is right here. The Air Nautique 196 extends from reality to fantasy, with something in between for absolutely everyone. The possibilities are infinite, transporting you from cruising to active watersports in just a few simple moves.

Combining signature styling with tournament-level performance, the Air 196 is designed to meet all of your boating needs and accommodate the widest range of watersports activities participated in today. In addition to the Flight Control Tower® and the original Total Surface Control™ hull, the open-bow Air 196 features spacious forward seating, a built-in cooler and a trunk ideal for stowage or extra ballast.

This boat was built for your family, with something for everyone aboard. Imagine a weekend excursion where everybody was happy... Dad could cruise, Mom could slalom, and the kids could wakeboard. Sound too good to be true? This 19-foot family runabout provides tournament-level performance with extreme versatility, undeniable speed and wakes for every discipline. One ride and you're there!



Boat shown features a neutral hull and deck, field green primary stripe and yellow secondary stripe.





Air Nautique

The Air Nautique® combines state-of-the-art technology, classic styling and unmatched performance all in a wakeboard package. Demonstrating Correct Craft's innovative mind, it was the first boat specifically marketed for wakeboarding.

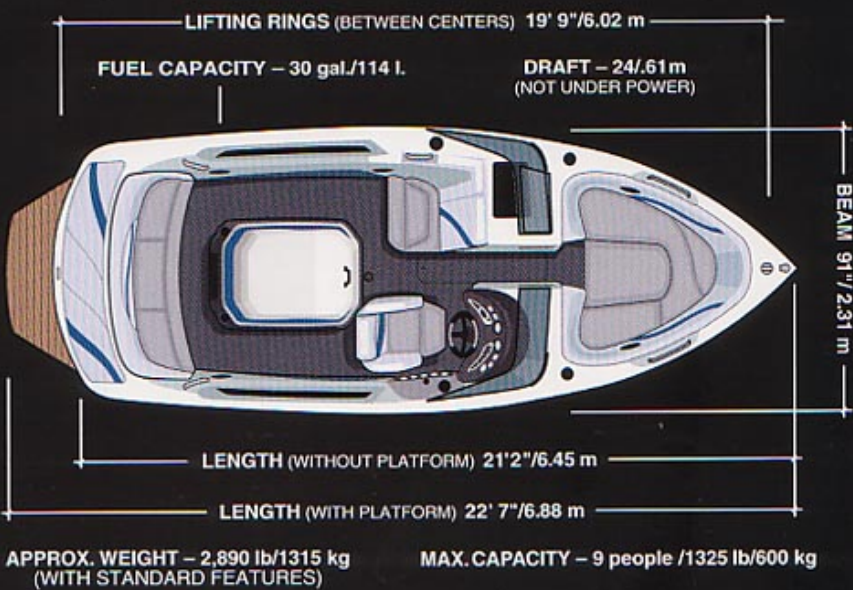
With a Flight Control Tower® and designer wakes, big air is no problem! Opt for our patented Launch Control System™, which adds a whopping 400-plus pounds of ballast, and you'll be reaching all new heights. Other notable options include a 45-inch extended pylon and Flight Clips™.

The Air Nautique has an interior synonymous with style, encompassing every passenger in luxury. The open bow exudes comfort and functionality, while the spacious stern trunk provides ideal storage for wakeboards, kneeboards and other gear.

With the Air Nautique, we're giving you a head start on the perfect wakeboarding experience.



Boat shown features a silver cloud deck, royal blue hull, silver cloud primary stripe and navy secondary stripe.





Pro Air Nautique

With a powerful presence and world-class performance, the innovative Pro Air Nautique® speaks for itself. It is the perfect boat for every wakeboarding experience – for those who like to work hard and play even harder.

The Total Wake Control™ hull was the first hull specifically designed for the sport of wakeboarding and was recognized with NMMA's prestigious Innovation Award in 1998. With proven superior performance, the Pro Air's TWC™ hull was designed with strict attention to wake shape and size, in an effort to maximize a rider's experience on the water. It delivers huge wakes sure to give you plenty of pop for a fantastic ride. Combine the Flight Control Tower™ with the Launch Control System™ and you've got a complete professional wakeboarding package.

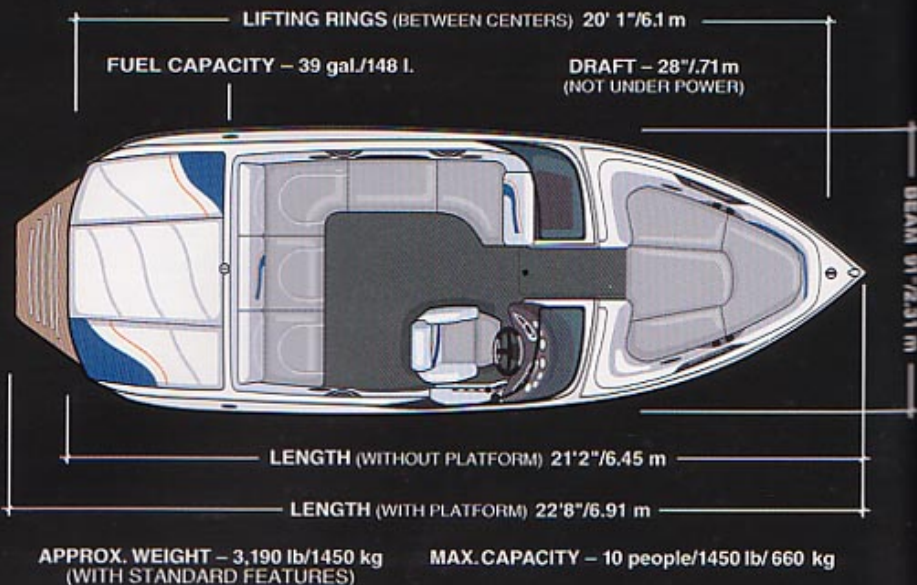
A sophisticated layout affords spacious forward seating, a generous transom locker and in-floor locker. With precise handling, a smooth ride and perfect wakes, the Pro Air is what memories are made from. Whether a young phenom or an overgrown child, life's too short not to ride!



Boat shown features a silver cloud hull and deck, navy primary stripe and orange secondary stripe.
Team Riders: Lauren Harf, Tina Bessinger, Lauren Loe, Jaime Necrason and Cheryl Newton.



Team Rider: Tina Bessinger





Super Air Nautique


The Super Air Nautique® is what dreams are made of! With plenty of room, and huge, smoldering wakes, get ready for the ultimate wakeboarding experience.

Launch big air with Correct Craft's patented Flight Control Tower® and the Launch Control System™, which puts a hefty 520 pounds of ballast in the stern for truly phenomenal wakes.

It is the all-out voluminous layout of the Super Air that keeps people coming back for more. Abundant storage, including a front board locker, is found throughout the boat, with plenty of room for all your toys....and your friends.

There are many ways to say "big," but the Super Air defines it! Overflowing with roominess, the V-drive configuration allows for arena-style seating that begs for entertainment. Generous and comfortable forward seating, courtesy of the open bow, invites more friends to come along for the ride. And when you're ready to relax after a sizzling ride, sprawl out on the spacious sun deck.


With unparalleled performance and obvious luxury, the Super Air defines fun.



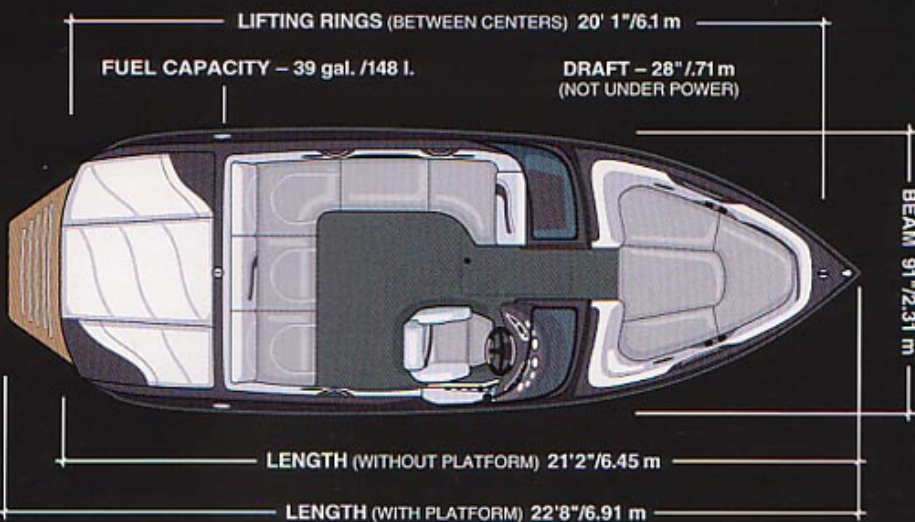
KICKER
EQUIPPED

Boat shown features a black hull and deck,
black primary stripe and silver cloud secondary stripe.

Team Riders: Shaun Murray, Sean Watson and Gregg Necrason.



Team Riders: Gregg Necrason
and Shaun Murray.



APPROX. WEIGHT – 3190 lb / 1450 kg
(WITH STANDARD FEATURES)

MAX. CAPACITY – 10 people / 1450 lb / 660 kg



Super Air Nautique Team Edition

Murray, Byerly, Watson, Necrason, Harf and Wolfe are just a few of the world's best wakeboarders that teamed up with us to bring you the brand-new Super Air Nautique® Team Edition™. If you want big air and a ride just like the pros, look no further.

Get ready to reach all new heights! The Team Edition sports more factory-installed ballast than any other boat on the market. Rear ballast tanks have been increased to hold up to 520 pounds, in addition to an all-new center tank that can hold up to 300 pounds more.

A performance-proven wake was only part of the equation. We've added a host of standard equipment you won't find anywhere else, sure to please even the most extreme individuals. There is more real-world space for passengers and gear. Notable highlights include Flight Clips™, Correct Craft's own board rack especially designed for the Flight Control Tower®; a custom-molded, Rhino Trak™ non-skid on the entire deck; a Kicker® premium stereo upgrade for superior sound; Perfect Pass® DigitalPro; and Team Edition graphics.

The Team Edition is a fantasy ride fueled by your passion for the sport. Make your fantasy a reality – just like the pros – in a Team Edition.

Construction

Correct Craft made history back in 1925. And we're still making history today by designing sport-specific boats that are always on the cutting edge of technology. Our attention to detail, and combination of style, substance and sophistication truly set Nautiques apart from all other boats on the water. It has and always will be Correct Craft's mission to provide superior, uncompromised craftsmanship that will withstand the test of time.

Quality

Design

Every Nautique provides the performance you demand and luxuries you want all in a standard package. And behind each boat is the Meloon Family promise to build the best possible



boat with the industry's finest materials, without ever sacrificing quality. You are guaranteed the finest craftsmanship of any other boat on the water, bar none. You wouldn't settle for anything less than the best when it comes to your family. So why start now?

The basic design philosophy behind Correct Craft is simple: To design sport-specific boats that are always on the cutting edge of technology and not only meet, but also exceed the rigorous demands of watersports. Our high-tech, aggressive approach to construction is the foundation of our company. At Correct Craft, every inch of a boat, from the bottom up, exemplifies perfection and all-around excellence. We realize that every step of our unmistakable process is critical to the strength, durability and longevity of our boats. Such structural sophistication with unmatched performance is what has put Correct Craft at the top of its game.

Materials

Correct Craft realizes that our boats are only as strong as the materials and the precise techniques used to build them. Unwilling to compromise quality, we only use the finest-grade materials the industry has to offer that will give our boats the

high-performance durability and superiority you've come to expect from a Nautique. Every material is strictly researched, analyzed and tested before it ever becomes a part of the production process.

The construction of our boats is composed of two key elements that ensure durability and dependability without sacrificing strength. Used in 100% of our construction, AME® 5000 Resin is 200% stronger than the Polyester-blend resins used by the vast majority of boat builders. This allows the structure to be 30% lighter for increased performance, twice as strong, and able to withstand up to four times the impact pressure of other resins.

Secondly, our primary material, Biaxial Fiberglass, is up to 60% stronger than other commonly used woven rovings. This also contributes to the 30% lighter weight because smaller fibers require less resin to saturate properly, which yields a greater fiberglass-to-resin ratio and makes the boat even more durable.



Construction

The construction of every boat begins with the production and preparation of a mold of the hull and deck. We at Correct Craft build our molds to exacting specifications with the same materials that go into each and every Nautique. We have built into our process a continuous, integrated and authoritative quality control to ensure that every boat that comes off the line will exhibit Correct Craft's unprecedented ride, performance and value.



The Smart Pod™ is the perfect combination of style and function.



Molds

Each mold is hand-waxed to ensure consistency and easy removal of the final product. Upon completion, a mask is attached to the mold to define the striped areas, which prepares it for gelcoat applications.

Gelcoat

Correct Craft's premier gelcoat choice is a buff-back called **ArmorFlex®**, which has outperformed any other gelcoat on the market. Applied 30%



thicker than the industry average, the gelcoat is sprayed onto the hull with a pressurized airless gun that allows for very fine atomization and smooth, even application, which helps prevent unwanted stress cracks, blistering and air bubbles. With a choice of 7 standard and 6 optional brilliant colors to customize your Nautique, Correct Craft gelcoats provide the most durability and a high gloss for long-lasting shine and easy maintenance.

Skin Coat & Lamination

The crucial first layer of fiberglass, known as the skin coat, is applied in a precise manner for exact control of the mixtures and thickness. Our unmistakable process has the ability to accurately deliver the correct proportion of AME 5000 Resin and fiberglass, which increases the effectiveness of the lamination and helps prevent blistering. All subsequent layers combine these benefits with hand-laid Biaxial Fiberglass, dramatically increasing strength and durability and ensuring every Nautique's superior performance.

Stringer System

The Stringer System is the backbone of the boat, creating a solid foundation that is essential to a boat's longevity and durability. And when it comes to the stringer process, no one does it better than Correct Craft! Our unique construction begins with a specially designed mold that is filled with a special foam. Once removed and inspected for perfection, 1/4-inch-thick 6061 Aircraft Aluminum is integrated to anchor the engine, followed by laminated layers of Biaxial roving to completely enclose the form. Laminating the entire surface is what makes our system the strongest system in the industry.



Foam Floatation

Every Nautique is 100% foam filled before the floor is even built and installed. Using our 2-pound, closed-cell polyurethane foam process, you can be assured of complete coverage and a solid form, as opposed to blind injection and gluing, which allow for inconsistency and air voids. The benefits for you: a solid, smoother and much quieter ride!

The Floor

To ensure that your Nautique is 100% solid, saturated layers of fiberglass are strategically applied in an overlapping manner, yielding a fully integrated structure. Correct Craft's process creates a true unibody construction with superior strength – so strong that Correct Craft provides a Limited Lifetime Warranty on all fiberglass construction.

Sound Dampening

Just another example of our strict attention to detail and customer satisfaction, Correct Craft eliminates annoying rattles and unwanted noises with a strategically applied sound-dampening material, Novidamp ED. For more



than a decade, Correct Craft has been the only manufacturer to use a specific sound-dampening material, which was first used by the Navy in its submarines. Laminated to the hull and the inside walls, Novidamp ED not only reduces noise, it gives you the quiet ride you long for.

Carpet & Upholstery

Durability, style and practicality are the most essential characteristics we look for in carpeting. Correct Craft uses premium-grade, plush, 28-ounce BCF (Bulk Continuous Fiber) carpeting, which is proven to be two to three times stronger than a tufted poly-blend. Our performance-enhanced polyethylene carpet is designed to withstand the harsh marine elements, and the everyday wear and tear of high traffic. Designed for durability and resilience, our luxurious, mold-and-mildew-resistant carpeting maintains color-fastness, dries quicker and is very easy to clean!



Correct Craft's distinctive interior upholstery is purposefully selected to create an environment that combines style, luxury and comfort with functionality and practicality. Using the

most superior-grade, performance-proven vinyl the industry has to offer, we surround every passenger with maximum comfort while affording every skier or rider the durability they need.

Correct Craft's hand-made, custom, non-woven vinyl interior is manufactured with a stain-resistant topcoat for unmatched durability and longevity. 10% thicker than the industry standard, our vinyl is incredibly supple and pliable. The double top stitch we use in at least 85% of our sewing is the most durable seam known to the industry.

Supporting our vinyl is our exclusive use of specialized biocide-treated foams. These high-density, high-resilience foams are up to 10 times more durable and longer lasting than other foams, and they're mold and mildew resistant.

Lending itself to the recreational pleasures or active watersports, your upholstery is guaranteed to withstand the test of time and traffic!

Hardware

Every inch of your Nautique exemplifies the legendary, classic elegance and attention to detail that defines Correct Craft. A host of standard accouterments throughout speaks volumes of



the quality and craftsmanship put into all of our boats.

Completely wood-free, all of Correct Craft's interior pieces are based on compos-

ite materials, depending on the need for strength, while all of our fasteners are stainless steel. A majority of our components, such as the hull and deck joint, are through-bolted into the fiberglass, providing the superior strength, durability and longevity of every Nautique.

Engines

For those in pursuit of power, look no further than a Nautique. Every Correct Craft boat is designed with a performance-matched engine sure to quench your thirst for adventure and your need for speed.

Our expectations for flawless handling, unmatched reliability and tournament-level performance have continued to make Pleasurecraft Marine® the obvious choice.

Correct Craft offers four engines to meet your specific needs, each including standard electronic fuel injection


and PCM's Power Plus® Gear Reduction Transmission. While some entry-level, recreational boaters may opt for the 5-liter 275-hp throttle-body EFI, other power-hungry Super Air drivers may opt for the 8.1 H.O. Python® - a 496-cubic-inch multipoint EFI with a whopping 430 hp. Our most popular choices include the 5.7-liter Excalibur 350-cubic-inch 330-hp GM multipoint EFI, and the 5.8-liter GT-40 351-cubic-inch 310-hp Ford multipoint EFI. Whichever engine you choose, you are guaranteed the industry's finest, with tournament-level performance, superb fuel efficiency and quick out-of-the-hole acceleration.



Power Plus® Transmission



Water Pump



Fuel Control Cell®




Adjust-a-Flex Motor Mounts

At Correct Craft, we design sport-specific boats one customer at a time. With the same structural sophistication, expertise and attention to detail incorporated into each and every boat, Nautiques provide all the high-performance durability and timeless styling you've come to expect.

Equipment Guide

Ski Nautique



STANDARD

- Nautique 5-year Promise Warranty
- TSC2 Hull
- PCM Power Plus® Transmission w/1.23 : 1 Reduction
- Hull Hugger Muffler
- Rule Bilge Pump
- Clamshell Engine Box w/ Sound Absorbing Material
- Gas Shocks on Engine Box Top
- Teleflex® Gauges
- Serial Switching
- 12-Volt Receptacle (2)
- Tilt Steering Wheel w/ Silver Metallic Accents
- Rock and Pinion Steering
- Clarion® AM/FM CD Marine Stereo
- Side Console Accent Panel w/Space for 5 Gauges
- Storage Tray, Box & Net Bag
- Emergency Engine Shut-off Switch

OPTIONAL

- Air/Water Temperature Gauge
- Stereo Remote Control
- Kicker® Equipped System (Includes Speakers, Amp & Sub-woofer)
- Clarion® 6-Disc Changer
- Clarion® Amplifier
- Upgraded Clarion System (Includes Amp & Sub-woofer)
- PerfectPass® Correct Craft Cruise Control
- PerfectPass® DigitalPro
- PerfectPass® Digital Wakeboard
- PerfectPass® Jump/Slam Switch
- Depth Finder
- Clock
- Drain Plug Alarm T-Handle Drain
- Dripless Packing Gland
- Battery Cut-off Switch
- Cleats, Pop-up (Bow, 2)
- Cleats, Pop-up (Stern, 2)
- Automatic Fire Extinguishing System
- Closed Cooling System for Engine
- Fresh Water Flush
- Heater, 3-Speed w/Defroster
- Oil Drip Pan
- Shower, Hot/Cold
- Walk-Through Windshield (Includes Rhino Trak™ on Bow)
- Rhino Trak™ Stern Gel Guard
- Loveseat Extension
- Teflon-impregnated Extended Pylon
- Flight Control Tower®
- Flight Clips™


ENGINES

- PCM EFI 275 hp
- PCM® GT-40 310 hp Multi-port EFI
- PCM® Exceltur™ 330 hp Multi-port EFI



Molded Speaker Module w/ Speaker, Grab Rail and Cup Holder.

Ski Nautique Open Bow



STANDARD

- Nautique 5-year Promise Warranty
- Hull Hugger Muffler
- PCM Power Plus® Transmission w/1.23 : 1 Reduction
- Rule Bilge Pump, Front & Rear
- Clamshell Engine Box w/ Sound Absorbing Material
- Gas Shocks on Engine Box Top
- Teflon-impregnated Pylon
- Oil Drain Kit
- 28-oz. BCF Carpet
- 34-oz Vinyl w/ Stain-resistant Topcoat
- Acme Performance-matched Propeller
- Tunable Rudder from Z-Marine
- Spray Relief Pockets
- 5 cu. ft. Storage Trunk
- Storage Area Under Bow w/ Courtesy Light
- Gullwing Observer's Seat w/ Gas Shocks
- Locking In-dash Storage/ Cooler
- In-floor Storage/ Cooler
- Interstate Battery
- Removable Center Stern Seat Cushion

Exterior

- Signature Striping/Graphics
- Transom Grab Rail
- Lifting Ring on Bow
- Removable Teak Boarding Platform

Construction

- All Composite Construction
- AME 5000® Modified Epoxy Resin
- Transom Tow Ring/Lift Ring
- Novidamp Vibration Damping
- Laser-Aligned Underwater Gear
- Lifetime Limited Warranty (Transferable up to 5 Years.)
- Flotation Foam

Helm

- Adjustable Driver's Seat
- Coded Keyless Ignition
- Metallic Copper or Charcoal Accent Panels
- Teleflex® Gauges
- Serial Switching
- 12-Volt Receptacle (2)
- Tilt Steering Wheel w/ Silver Metallic Accents
- Rock and Pinion Steering
- Clarion® AM/FM CD Marine Stereo
- Side Console Accent Panel w/Space for 5 Gauges
- Storage Tray, Box, & Net Bag
- Emergency Engine Shut-off Switch

Bow

- Walk-through Windshield
- 2 Cup Holders
- 2 Speakers
- Grab Rails
- Sunbrella® Tonneau Cover



The Console features a storage bag and box conveniently located near a 12-volt receptacle to plug in cell phones.

OPTIONAL

- Air Graphics
- Air/Water Temperature Gauge
- Stereo Remote Control
- Kicker® Equipped System (Includes Speakers, Amp & Sub-woofer)
- Clarion® 6-Disc Changer
- Clarion Amplifier®
- Upgraded Clarion® System (Includes Amp & Sub-woofer)
- PerfectPass® Correct Craft Cruise Control
- PerfectPass® DigitalPro
- PerfectPass® WakeboardPro
- PerfectPass® Jump/Slam Switch
- Depth Finder
- Clock
- Drain Plug Alarm for T-Handle Drain
- Dripless Packing Gland
- Battery Cut-off Switch
- Cargo Net under Coaming Pads
- Cleat, Pop-up (Bow, 1)
- Cleats, Pop-up (Stern, 2)
- Automatic Fire Extinguishing System
- Closed Cooling System for Engine
- Fresh Water Flush
- Heater, 3-Speed w/Defroster
- Oil Drip Pan
- Shower, Hot/Cold
- Loveseat Extension
- Teflon-impregnated Extended Pylon
- Flight Control Tower®
- Flight Clips™
- Rhino Trak™ Stern Gel Guard

ENGINES

- PCM® EFI 275 hp
- PCM® GT-40 310 hp Multi-port EFI
- PCM® Exceltur™ 330 hp Multi-port EFI



Removable Stern Seat reveals carpeted step.

- Teflon-impregnated Pylon
- Oil Drain Kit
- 28-oz. BCF Carpet
- 34-oz Vinyl w/ Stain-resistant Topcoat
- Removable, One-piece Stern Seat Cushion
- Acme Performance-matched Propeller
- Tunable Rudder from Z-Marine
- Spray Relief Pockets
- 10 cu. ft. Locking Storage Trunk w/ Courtesy Light
- Storage Area Under Bow w/ Courtesy Light
- Gullwing Observer's Seat w/ Gas Shocks
- Locking In-dash Storage/ Cooler
- In-floor Cooler w/ Dry Storage Tray
- 3 Sculpted Speaker Modules each featuring a Directional Speaker, Cup Holder & Grab Rail
- Interstate Battery
- Rhino Trak™ Step Pad
- Cargo Net under Coaming Pads

Exterior

- Signature Striping/Graphics
- Dual Fuel Fills
- Transom Tow Ring / Lifting Ring
- Transom Grab Rails
- Retractable Lifting Ring on Bow
- Removable Teak Boarding Platform

Construction

- All Composite Construction
- AME 5000® Modified Epoxy Resin
- Functional Lifting Rings
- Novidamp Vibration Damping
- Laser-Aligned Underwater Gear
- Lifetime Limited Warranty (Transferable up to 5 Years.)
- Flotation Foam

Helm

- Adjustable Driver's Seat
- Coded Keyless Ignition
- Metallic Copper or Charcoal Accent Panels

Every Nautique is equipped with only the finest standard and optional equipment available. Please see your authorized Nautiques dealer for complete details on specifications and performance data. In keeping with its commitment for ongoing quality development, Correct Craft reserves the right to discontinue or modify specifications, models, equipment, colors or prices without any obligation. © 2002 Correct Craft

Sport Nautique



STANDARD

- Nautique 5-year Promise Warranty
- PCM Power Plus® Transmission w/1.23 : 1 Reduction
- Hull Hugger Muffler
- Rule Bilge Pump, Front & Rear
- Clamshell Engine Box w/ Sound Absorbing Material
- Gas Shocks on Engine Box Top
- Teflon-impregnated Pylon
- Oil Drain Kit
- 28-oz. BCF Carpet
- Interior Grab Rails
- 34-oz Vinyl w/ Stain-resistant Topcoat
- Acme Performance-matched Propeller
- Tunable Rudder from Z-Marine
- Spray Relief Pockets
- 14 cu. ft. Locking Trunk w/ Courtesy Light
- Storage Area Under Bow w/ Courtesy Light
- In-floor Ski/Storage Locker
- Interstate Battery
- Locking In-dash Storage/ Cooler
- Removable One Piece Stern Seat Cushion
- Gullwing Observer's Seat w/ Gas Shocks

Exterior

- Signature Striping/ Graphics
- Dual Fuel Fills
- Transom Tow Ring/Lift Ring
- Transom Grab Rail
- Retractable Lifting Ring on Bow
- Removable Teak Boarding Platform

Construction

- All Composite Construction
- AME 5000® Modified Epoxy Resin
- Novidamp Vibration Damping
- Laser-Aligned Underwater Gear
- Lifetime Limited Warranty (Transferable up to 5 Years.)
- Flotation Foam

Helm

- Adjustable Driver's Seat
- Coded Keyless Ignition
- Metallic Copper or Charcoal Accent Panels
- Teleflex® Gauges
- Serial Switching
- 12-Volt Receptacle (2)
- Tilt Steering Wheel w/ Silver Metallic Accents
- Rack and Pinion Steering
- Clarion® AM/FM CD Marine Stereo
- Side Console Accent Panel w/Space for 5 Gauges
- Storage Tray, Box & Net Bag
- Emergency Engine Shut-off Switch

Bow

- Walk-through Windshield
- 2 Cup Holders
- 2 Speakers

- Grab Rails
- Removable Center Cushion
- Storage Under Cushions
- Sunbrella® Tonneau Cover

OPTIONAL

- Air/Water Temperature Gauge
- Stereo Remote Control
- Kicker® Equipped System (Includes Speakers, Amp & Sub-woofer)
- Clarion® 6-Disc Changer
- Clarion® Amplifier
- Upgraded Clarion® System (Includes Amp & Sub-woofer)
- PerfectPass® Correct Craft Cruise Control
- PerfectPass® DigitalPro
- PerfectPass® WakeboardPro
- PerfectPass® Jump/Slalom Switch
- Depth Finder
- Clock
- Drain Plug Alarm for T-Handle Drain
- Drain Plug Alarm for Transom Drain
- Dripless Packing Gland
- Battery Cut-off Switch
- Cargo Net under Coaming Pads
- Cleats, Pop-up (Bow, 2)
- Cleats, Pop-up (Stern, 2)
- Automatic Fire Extinguishing System
- Closed Cooling System for Engine
- Fresh Water Flush
- Heater, 3-Speed w/Defroster
- Loveseat Extension
- Oil Drip Pan
- Shower, Hot/Cold
- Teflon-impregnated Extended Pylon
- Air Graphics
- Flight Control Tower®
- Flight Clips™
- Launch Control System™ w/ Pumps & Ballast Tank Gauges (2)
- Rhino Trak™ Stern Gel Guard

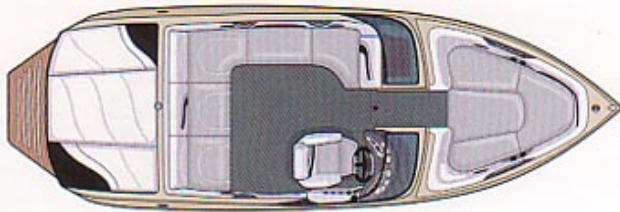
ENGINES

- PCM EFI 275 hp
- PCM® GT-40 310 hp Multi-port EFI
- PCM® Excelibur™ 330 hp Multi-port EFI



Ample storage under the passenger loveseat.

Nautique Super Sport



STANDARD

- Nautique 5-year Promise Warranty
- Invert-a-Muffler
- Rule Bilge Pump, Front & Rear
- Teflon-impregnated Pylon Aft of Stern Seat
- Oil Drain Kit
- 28-oz. BCF Carpet
- 34-oz Vinyl w/ Stain-resistant Topcoat
- Interior Grab Rails
- Acme Performance-matched Propeller
- Tunable Rudder from Z-Marine
- Spray Relief Pockets
- Storage Area Under Bow w/ Courtesy Light
- 3-Piece Rear Hatch/Sun Deck
- Hinging Stern Seats, 3 Sections
- 28 cu. ft. Locking Storage in Stern Area w/Courtesy Lights
- Gullwing Observer's Seat w/Gas Shocks
- Locking In-dash Storage Cooler
- Rhino Trak™ Step Pad
- In-floor Board Locker
- Interstate Battery

Exterior

- Signature Striping / Graphics
- Dual Fuel Fills
- Transom Grab Rail
- Retractable Lifting Ring on Bow
- Removable Teak Boarding Platform
- Transom Lift Rings

Construction

- All Composite Construction
- AME 5000® Modified Epoxy Resin
- Functional Lifting Rings
- Novidamp Vibration Damping
- Laser-Aligned Underwater Gear
- Lifetime Limited Warranty (Transferable up to 5 Years.)
- Flotation Foam

Helm

- Adjustable Driver's Seat
- Coded Keyless Ignition
- Metallic Copper or Charcoal Accent Panels
- Teleflex® Gauges
- Serial Switching
- 12-Volt Receptacle (2)
- Tilt Steering Wheel w/ Silver Metallic Accents
- Rack and Pinion Steering
- Clarion® AM/FM CD Marine Stereo
- Side Console Accent Panel w/Space for 5 Gauges
- Storage Tray, Box and Net Bag
- Emergency Engine Shut-off Switch

Bow

- Walk-through Windshield
- 2 Sculpted Speaker Modules each featuring a Directional Speaker and 2 Cup Holders
- 12-Volt Receptacle

- Removable Center Cushion
- Cooler/Storage Under Cushions
- Grab Rails
- Sunbrella® Tonneau Cover

OPTIONAL

- Air/Water Temperature Gauge
- Stereo Remote Control
- Kicker® Equipped System (Includes Speakers, Amp & Sub-woofer)
- Clarion® Amplifier
- Upgraded Clarion® System (Includes Amp & Sub-woofer)
- Clarion® 6-Disc Changer
- PerfectPass® Correct Craft Cruise Control
- PerfectPass® DigitalPro
- PerfectPass® WakeboardPro
- PerfectPass® Jump/Slalom Switch



Removable title easily stored.


- Depth Finder
- Clock
- Drain Plug Alarm for Transom Drain
- Dripless Packing Gland
- Battery Cut-off Switch
- Cleats, Pop-up (Bow, 2)
- Cleats, Pop-up (Stern, 2)
- Automatic Fire Extinguishing System
- Closed Cooling System for Engine
- Fresh Water Flush
- Heater, 3-Speed w/Defroster
- Loveseat Extension
- Oil Drip Pan
- Shower, Hot/Cold
- Docking Lights
- Rhino Trak™ Non-Skid on Deck
- Rhino Trak™ Stern Gel Guard
- Flight Control Tower®
- Flight Clips™
- Launch Control System™ w/ Pumps & Ballast Tank Gauges (2)
- Center Ballast Tank w/ Pump & Gauge
- Air Graphics
- Removable Table
- Second Battery

ENGINES

- PCM® GT-40 310 hp Multi-port EFI
- PCM® Excelibur™ 330 hp Multi-port EFI
- PCM® Python™ 8.1 H.O. 425 hp Multi-port EFI

Equipment Guide

Air Nautique 196



STANDARD

- Nautique 5-year Promise Warranty
- TSC Hull
- Hull Hugger Muffler
- PCM Power Plus® Transmission w/1.23 : 1 Reduction
- Clamshell Engine Box w/ Sound Absorbing Material
- Gas Shocks on Engine Box Top
- Rule Bilge Pump, Front & Rear
- Teflon-impregnated Pylon
- Oil Drain Kit
- 28-oz. BCF Carpet
- 34-oz Vinyl w/ Stain-resistant Topcoat
- Acme Performance-matched Propeller
- Tunable Rudder from Z-Marine
- Spray Relief Pockets
- Storage Area Under Bow w/ Courtesy Light
- Flight Control Tower®
- 5 cu. ft. Storage Trunk
- Gullwing Observer's Seat w/ Gas Shocks
- Locking In-dash Storage/Cooler
- In-floor Storage/ Cooler
- Removable Center Stern Seat Cushion
- Interstate Battery

- Rack and Pinion Steering
- Clarion® AM/FM CD Marine Stereo
- Side Console Accent Panel w/Space for 5 Gauges
- Storage Tray, Box and Net Bag
- Emergency Engine Shut-off Switch



Bow

- Walk-through Windshield
- 2 Cup Holders
- 2 Speakers
- Grab Rails
- Sunbrella® Tonneau Cover

OPTIONAL

- Air/Water Temperature Gauge
- Stereo Remote Control
- Kicker® Equipped System (Includes Speakers, Amp & Sub-woofer)
- Clarion® Amplifier
- Upgraded Clarion® System (Includes Amp & Sub-woofer)
- Clarion® 6-Disc Changer
- PerfectPass® Correct Craft Cruise Control
- PerfectPass® DigitalPro
- PerfectPass® WakeboardPro
- PerfectPass® Jump/Slalom Switch
- Depth Finder
- Clock
- Drain Plug Alarm for T-Handle Drain
- Dripless Packing Gland
- Battery Cut-off Switch
- Cleats, Pop-up (Bow, 1)
- Cleats, Pop-up (Stern, 2)
- Automatic Fire Extinguishing System
- Closed Cooling System for Engine
- Fresh Water Flush
- Heater, 3-Speed w/Defroster
- Oil Drip Pan
- Loveseat Extension
- Shower, Hot/Cold
- Flight Clips™
- Rhino Trak™ Stern Gel Guard
- Teflon-impregnated Extended Pylon
- Cargo Net Under Coaming Pad

ENGINES

- PCM® EFI 275 hp
- PCM® GT-40 310 hp Multi-port EFI
- PCM® Excaltur™ 330 hp Multi-port EFI



Convenient in-dash storage/cooler.

Exterior

- Signature Striping/Air Graphics
- Transom Grab Rail
- Lifting Ring on Bow
- Removable Teak Boarding Platform
- Transom Tow Ring


Construction

- All Composite Construction
- AME 5000® Modified Epoxy Resin
- Novidamp Vibration Damping
- Laser-Aligned Underwater Gear
- Lifetime Limited Warranty (Transferable up to 5 Years.)
- Flotation Foam

Helm

- Adjustable Driver's Seat
- Coded Keyless Ignition
- Metallic Copper or Charcoal Accent Panels
- Teleflex® Gauges
- Serial Switching
- 12-Volt Receptacle (2)
- Tilt Steering Wheel w/ Silver Metallic Accents

Air Nautique



STANDARD

- Nautique 5-year Promise Warranty
- PCM Power Plus® Transmission w/1.23 : 1 Reduction
- Hull Hugger Muffler
- Rule Bilge Pump, Front & Rear
- Clamshell Engine Box w/ Sound Absorbing Material
- Gas Shocks on Engine Box Top
- Teflon-impregnated Pylon
- Oil Drain Kit
- 28-oz. BCF Carpet
- Interior Grab Rails
- 34-oz Vinyl w/ Stain-resistant Topcoat
- Acme Performance-matched Propeller
- Tunable Rudder from Z-Marine
- Spray Relief Pockets
- 14 cu. ft. Locking Trunk w/ Courtesy Light
- Storage Area Under Bow w/ Courtesy Light
- In-floor Ski/Storage Locker
- Interstate Battery
- Locking In-dash Storage/Cooler
- Removable One Piece Stern Seat Cushion
- Gullwing Observer's Seat w/ Gas Shocks
- Flight Control Tower®
- Launch Control System™ w/ Pumps & Ballast Tank Gauges (2)

- 12-Volt Receptacle (2)
- Tilt Steering Wheel w/ Silver Metallic Accents
- Rack and Pinion Steering
- Clarion® AM/FM CD Marine Stereo
- Side Console Accent Panel w/Space for 5 Gauges
- Storage Tray, Box and Net Bag
- Emergency Engine Shut-off Switch

Bow

- Walk-through Windshield
- Removable Center Cushion
- Cooler/Storage Under Cushions
- Grab Rails
- Sunbrella® Tonneau Cover
- 2 Speakers
- 2 Cup Holders

OPTIONAL

- Air/Water Temperature Gauge
- Stereo Remote Control
- Kicker® Equipped System (Includes Speakers, Amp & Sub-woofer)
- Clarion® Amplifier
- Upgraded Clarion® System (Includes Amp & Sub-woofer)
- Clarion® 6-Disc Changer
- PerfectPass® Correct Craft Cruise Control
- PerfectPass® DigitalPro
- PerfectPass® WakeboardPro
- PerfectPass® Jump/Slalom Switch
- Depth Finder
- Clock
- Drain Plug Alarm for T-handle Drain
- Drain Plug Alarm for Transom Drain
- Dripless Packing Gland
- Battery Cut-off Switch
- Cleats, Pop-up (Bow, 2)
- Cleats, Pop-up (Stern, 2)
- Automatic Fire Extinguishing System
- Closed Cooling System for Engine
- Fresh Water Flush
- Heater, 3-Speed w/Defroster
- Loveseat Extension
- Oil Drip Pan
- Shower, Hot/Cold
- Flight Clips™
- Rhino Trak™ Stern Gel Guard
- Cargo Net Under Coaming Pad
- Teflon-impregnated Extended Pylon



Clarion® AM/FM CD Marine Stereo

Exterior

- Signature Striping/Air Graphics
- Dual Fuel Fills
- Transom Grab Rail
- Retractable Lifting Ring on Bow
- Removable Teak Boarding Platform
- Transom Tow Ring/Lift Ring

Construction

- All Composite Construction
- AME 5000® Modified Epoxy Resin
- Novidamp Vibration Damping
- Laser-Aligned Underwater Gear
- Lifetime Limited Warranty (Transferable up to 5 Years.)
- Flotation Foam


Helm

- Adjustable Driver's Seat
- Coded Keyless Ignition
- Metallic Copper or Charcoal Accent Panels
- Teleflex® Gauges
- Serial Switching

ENGINES

- PCM® EFI 275 hp
- PCM® GT-40 310 hp Multi-port EFI
- PCM® Excaltur™ 330 hp Multi-port EFI

Pro Air Nautique



STANDARD

- Nautique 5-year Promise Warranty
- Total Wake Control™ (TWC) hull
- Hull Hugger Muffler
- PCM Power Plus® Transmission w/ 1.23 : 1 Reduction
- Teleflex® Gauges
- Serial Switching
- 12-Volt Receptacle (2)
- Tilt Steering Wheel w/ Silver Metallic Accents
- Rack and Pinion Steering
- Clarion® AM/FM CD Marine Stereo
- Side Console Accent Panel w/Space for 5 Gauges
- Storage Tray, Box & Net Bag
- Emergency Engine Shut-off Switch



The Pro Air features a spacious trunk great for storing extra gear.

- Rule Bilge Pump, Front & Rear
- Oil Drain Kit
- 28-oz. BCF Carpet
- 34-oz. Vinyl w/ Stain Resistant Topcoat
- Interior Grab Rails
- Acme Performance-matched Propeller
- Tunable Rudder from Z-Marine
- Spray Relief Pockets
- Storage Area Under Bow w/ Courtesy Light
- Flight Control Tower®
- Clam Shell Engine Box w/ Sound Absorbing Material
- Gas Shocks on Engine Box Top
- In-Floor Ski/Storage Locker
- Removable One Piece Stern Seat Cushion
- 10 cu. ft. Lacking Storage Trunk/Courtesy Light
- Launch Control System™ w/ Pumps & Ballast Tank Gauges (2)
- Gullwing Observer's Seat w/Gas Shocks
- Teflon-impregnated Extended Pylon
- Locking In-dash Storage/Cooler
- Interstate Battery

Exterior

- Signature Striping/Air Graphics
- Dual Fuel Fills
- Transom Grab Rail
- Retractable Lifting Ring on Bow
- Removable Teak Boarding Platform
- Transom Tow Ring/Lift Ring

Construction

- All Composite Construction
- AME 5000® Modified Epoxy Resin
- Novidamp Vibration Damping
- Laser-Aligned Underwater Gear
- Lifetime Limited Warranty (transferable up to 5 Years.)
- Flotation Foam

Helm

- Adjustable Driver's Seat
- Coded Keyless Ignition
- Metallic Copper or Charcoal Accent Panels

Bow

- Walk-through Windshield
- Removable Center Cushion
- Cooler/Storage Under Cushions
- Grab Rails
- Sunbrella® Tonneau Cover
- 2 Cup Holders
- 2 Speakers

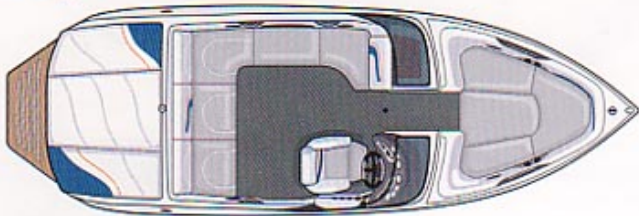
OPTIONAL

- Air/Water Temperature Gauge
- Stereo Remote Control
- Kicker® Equipped System (Includes Speakers, Amp & Sub-woofer)
- Upgraded Clarion® System (Includes Amp & Sub-woofer)
- Clarion® Amplifier
- Clarion® 6-Disc Changer
- PerfectPass® Connect Craft Cruise Control
- PerfectPass® DigitalPro
- PerfectPass® WakeboardPro
- PerfectPass® Jump/Slalom Switch
- Depth Finder
- Clock
- Drain Plug Alarm for Transom Drain
- Drain Plug Alarm for Stern Drain
- Dripless Packing Gland
- Battery Cut-off Switch
- Cleats, Pop-up (Bow, 2)
- Cleats, Pop-up (Stern, 2)
- Automatic Fire Extinguishing System
- Closed Cooling System for Engine
- Fresh Water Flush
- Heater, 3-Speed w/Defroster
- Loveseat Extension
- Oil Drip Pan
- Shower, Hot/Cold
- Flight Clips™
- Rhino Trak™ Stern Gel Guard
- Cargo Net Under Coaming Pads

ENGINES

- PCM® EFI 275 hp
- PCM® GT-40 310 hp Multi-port EFI
- PCM® Excilbur™ 330 hp Multiport EFI

Super Air Nautique



STANDARD

- Nautique 5-year Promise Warranty
- Invert-A-Ro Muffler
- Rule Bilge Pump, Front & Rear
- Teflon-impregnated Pylon, Aft of Stern Seat
- Oil Drain Kit
- 28-oz. BCF Carpet
- 34 oz. Vinyl w/ Stain-resistant Topcoat
- Interior Grab Rails
- Acme Performance-matched Propeller
- Tunable Rudder from Z-Marine
- Spray Relief Pockets
- Storage Area Under Bow w/ Courtesy Light
- Flight Control Tower®
- 3-Piece Rear Hatch/Sun deck
- 20 cu. ft. Lacking Storage in Stern Area w/ Courtesy Lights
- Launch Control System™ w/Pumps & Ballast Tank Gauges (2)
- Gullwing Observer's Seat w/Gas Shocks
- Locking In-dash Storage Cooler
- Rhino Trak™ Step Pad
- Interstate Battery
- Hinging Stern Seats, 3 Sections
- In-Floor board Locker



The redesigned board locker easily holds two wakeboards.

Exterior

- Signature Striping/Air Graphics
- Dual Fuel Fills
- Transom Grab Rail
- Retractable Lifting Ring on Bow
- Removable Teak Boarding Platform
- Transom Lift Rings

Construction

- All Composite Construction
- AME 5000® Modified Epoxy Resin
- Novidamp Vibration Damping
- Laser-Aligned Underwater Gear
- Lifetime Limited Warranty (Transferable up to 5 Years.)
- Flotation Foam

Helm

- Adjustable Driver's Seat
- Coded Keyless Ignition
- Metallic Copper or Charcoal Accent Panels
- Teleflex® Gauges
- Serial Switching
- 12-Volt Receptacle (2)

- Tilt Steering Wheel w/ Silver Metallic Accents
- Rack and Pinion Steering
- Clarion® AM/FM CD Marine Stereo
- Side Console Accent Panel w/Space for 5 Gauges
- Storage Tray, Box and Net Bag
- Emergency Engine Shut-off Switch

Bow

- Walk-through Windshield
- Removable Center Cushion
- 2 Sculpted Speaker Modules each featuring a Directional Speaker and 2 Cup Holders
- 12-Volt Receptacle
- Cooler/Storage Under Cushions
- Grab Rails
- Sunbrella® Tonneau Cover

OPTIONAL

- Air/Water Temperature Gauge
- Stereo Remote Control
- Kicker® Equipped System (Includes Speakers, Amp & Sub-woofer)
- Clarion® Amplifier
- Upgraded Clarion® System (Includes Amp & Sub-woofer)
- Clarion® 6-Disc Changer
- PerfectPass® Connect Craft Cruise Control
- PerfectPass® DigitalPro
- PerfectPass® WakeboardPro
- PerfectPass® Jump/Slalom Switch
- Depth Finder
- Clock
- Drain Plug Alarm for Transom Drain
- Dripless Packing Gland
- Battery Cut-off Switch
- Cleats, Pop-up (Bow, 2)
- Cleats, Pop-up (Stern, 2)
- Automatic Fire Extinguishing System
- Closed Cooling System for Engine
- Fresh Water Flush
- Heater, 3-Speed w/Defroster
- Loveseat Extension
- Oil Drip Pan
- Shower, Hot/Cold
- Docking Lights
- Flight Clips™
- Rhino Trak™ Non-Skid on Deck
- Rhino Trak™ Stern Gel Guard
- Center Ballast Tank w/ Pump and Gauge
- Second Battery
- Removable Table
- Retractable Stern Light

ENGINES

- PCM® GT-40 310 hp Multi-port EFI
- PCM® Excilbur™ 330 hp Multi-port EFI
- PCM® Python™ 8.1 H.O. 425 hp Multiport EFI

Team Edition



STANDARD

- Nautique 5-year Promise Warranty
- Invert-a-flo Muffler
- Rule Bilge Pumps, Front & Rear
- Teflon-Impregnated Pylon, Aft of Stern Seat
- Oil Drain Kit
- 28-oz. BCF Carpet
- 34 oz. Vinyl w/ Stain Resistant Top-coat
- Interior Grab Rails
- Acme Performance-matched Propeller
- Tunable Rudder from Z-Marine
- Spray Relief Pockets
- Storage Area Under bow w/ Courtesy Lights
- Flight Control Tower®
- Flight Clips™
- 3-Piece Rear Hatch/Sun deck
- 20 cu. ft. Locking Storage in Stern Area w/ Courtesy Lights
- Launch Control System™ w/ Pumps & Ballast Tank Gauges (2)
- Center Ballast Tank w/ Pump & Gauge
- Perfect Pass® WakeboardPro
- Rhino Trak™ Non-Skid on Deck
- Rhino Trak™ Stern Gel Guard
- Gullwing Observer's Seat w/ Gas Shocks
- Locking In-dash Storage/Cooler
- Interstate Battery
- Hinging Stern Seats, 3 Sections

Exterior

- Signature Striping/ Air Graphics
- Dual Fuel Fills
- Transom Grab Rail
- Retractable Lifting Ring on Bow
- Removable Teak Boarding Platform
- Transom Lift Rings



Rhino Trak™ custom molded non-skid and Dual Fuel Fills.

Construction

- All Composite Construction
- AME 5000® Modified Epoxy Resin
- Navidamp Vibration Damping
- Laser-Aligned Underwater Gear
- Lifetime Limited Warranty (Transferable up to 5 Years.)
- Flotation Foam

Helm

- Adjustable Driver's Seat
- Coded Keyless Ignition
- Metallic Copper or Charcoal Accent Panels
- Teleflex® Gauges



The bow features storage and a cooler under the cushions as well as 4 cup holders, a 12-volt hot plug and 2 speakers.

- Serial Switching
- 12-Volt Receptacle (2)
- Tilt Steering Wheel w/ Silver Metallic Accents
- Rack and Pinion Steering
- Clarion® AM/FM CD Marine Stereo
- Kicker® Equipped System (Includes Speakers, Amp & Sub-woofers)
- Side Console Accent Panel w/Space for 5 Gauges
- Storage Tray, Box and Net Bag
- Emergency Engine Shut-off Switch

Bow

- Walk-through Windshield
- 2 Sculpted Speaker Modules each featuring a Directional Speaker and 2 Cup Holders
- 12-Volt Receptacle
- Removable Center Cushion
- Cooler/Storage Under Cushions
- Grab Rails
- Sunbrella® Tonneau Cover

OPTIONAL

- Air/Water Temperature Gauge
- Stereo Remote Control
- Clarion® 6-Disc Changer
- PerfectPass® DigitalPro
- PerfectPass® Jump/Slalom Switch
- Depth Finder
- Clock
- Drain Plug Alarm for Transom Drain
- Dripless Packing Gland
- Battery Cut-off Switch
- Cleats, Pop-up (Bow, 2)
- Cleats, Pop-up (Stern, 2)
- Automatic Fire Extinguishing System
- Closed Cooling System for Engine
- Fresh Water Flush
- Heater, 3-Speed w/Defroster
- Lavaseat Extension
- Oil Drip Pan
- Shower, Hot/Cold
- Docking Lights
- Second Battery
- Removable Table
- Retractable Stern Light

ENGINES

- PCM® GT-40 310 hp Multi-port EFI
- PCM® Excalibur™ 330 hp Multi-port EFI
- PCM® Python™ 8.1 H.O. 425 hp Multi-Port EFI

Color Guide

Color is as unique as each individual. Choose the color combination that best reflects your personality. Every Nautique is available with your choice of standard hull and deck colors as well as two stripe colors – primary and secondary. Optional color combinations, including transom color, reverse color hull and deck, are also available for an additional charge. Please ask your dealer for information.


Standard Hull Deck Colors



Silver Cloud

Neutral

Standard Gelcoat Colors



Black

Dark Red

Zephyr

Navy



Yellow

Hunter

Charcoal

Optional Gelcoat Colors



Royal Blue

Red

Orange

Sea Blue



Plum

Field Green

Because of the inherent differences between gelcoat resins and printer inks, the colors shown here are only intended to represent the colors found in your Nautique's hull and vinyls.

Visit www.nautiques.com to create your own Nautique on our Color Selector.

Warranty

The Correct Craft warranty is backed by a family tradition of boat-building experience since 1925. Since day one, the Meloon Family has built boats with their own personal expectation that each one should be the very best, building each boat one customer at a time.

Promise

5-Year Promise Warranty

Exemplifying our confidence in Correct Craft quality and craftsmanship, we are giving you the peace of mind you deserve with a first-of-its-kind, five-year, stern-to-stern warranty. We like to call it our 5-Year Promise Warranty. Virtually every component of your new Nautique is completely covered from stern to stern. No other company in the industry is willing to take such a bold stance. It's just another prime example of Correct Craft's dedication to complete customer satisfaction, and our promise to deliver the dream with the confidence that only comes from owning a Nautique.



Nautique Service Centers

We at Correct Craft know that a major part of delivering the dream is the attention and service we provide to our customers. Our dedication to building the best possible boat is only matched by our devotion to complete customer satisfaction. Correct Craft's Nautique Service Centers are designed to provide factory-level service on a regional basis for quick fulfillment of all your needs. With five Nautique Service Centers strategically located throughout the nation, you can rest assured that boats, parts and accessories will be readily available and easily accessible through your local dealer. Correct Craft's commitment is to provide ultimate customer satisfaction with the same quality and integrity that we put into our boats.





Photo: Boston



Scott Budy

Real world. Real gear.

Don't just live your lifestyle, wear it! Show your pride with exclusive, outdoor-inspired Nautique Gear apparel and accessories.

Choose from a wide variety of



Nautique merchandise that suits every lifestyle and sets a tone of complete confidence.

Our custom-designed sportswear reflects a classic yet timeless styling, with unique solutions for everyone.

Please visit www.nautiquegear.com for Correct Craft's full line of fashion and accessories.




NAUTIQUE OWNERS ASSOCIATION

As a Correct Craft boat owner, you have the opportunity to become a part of the Nautique Owners Association family. And just like most families, we get together and celebrate every

year. We invite you to join the Nautique Owners Association and enjoy a variety of fantastic benefits and annual special events. Visit www.correctcraft.com for more information on how you can become a member of the NOA family.

All in the Family





Correct Craft is dedicated to all disciplines of watersports. Featured athletes are pro riders Ryan Wolf and Jaime Macraon, pro skiers Bruce and Toni Neville, and show skiers Gary Smith, Tom Wykle and Odis Wilson.




6100 South Orange Avenue • Orlando, Florida USA 32809

Telephone 407.855.4141 Fax 407.851.7844

E-mail: ski@skinautique.com

Your authorized Nautiques Dealer:

**SOUTHWEST
CORRECT CRAFT**
22450 F.M. Road 1995
Lindale, Texas 75771
903-882-8593



www.nautiques.com