


Connect Craft
ON THE WATERS OF THE WORLD SINCE 1925



2001
...a New Beginning!



*"Build a boat that does not compromise in quality
or workmanship and dedicate this to the glory of God."*

Walter C. Meloon



WALTER C. MELOON
FOUNDER (1893-1974)



WALTER O. MELOON
PRESIDENT



RALPH C. MELOON
CHAIRMAN OF THE BOARD



WALTER N. MELOON
VICE PRESIDENT

Walter C. Meloon's legacy lives on. We are proud of our heritage and invite you to become part of our family.

The Ski Nautique 2001 has taken the water ski world by storm. Our engineers accepted a challenge set by all water skiers - "Design a boat that would not only deliver optimum wake characteristics, but improve ride found only in deep V runabouts". This challenge was met and exceeded, making the Ski Nautique 2001 THE preferred ski boat in the world. For 1983, we continue to set the pace and have now brought you five steps beyond. New 2001 features will convince you that Correct Craft has you in mind.

Our 23' Fish Nautique has become the fisherman's choice, but as with the 2001 they, too, wanted more. We proudly present the **all-new** "Blue Water Fisherman". Fifty-seven years of boat building know-how and technology were called upon to bring you a fishing boat with only one concern - "Take you to where the big ones roam and then bring you home in comfort".

Whether it's a new Ski Nautique 2001, a family runabout, or the all-new twenty-seven footer, you will soon understand the welcome you receive "on the waters of the world".

WALTER N. MELOON
Vice President, General Manager



Mustang 165

16 FT.



SPECIFICATIONS

| | |
|--------------------------|------------------------|
| Plank-Grass Construction | |
| Length | 16' 5 1/2" |
| Beam | 5' 10 1/4" |
| Max. Depth, forward | 33" |
| Max. Depth, aft | 23 1/4" |
| Draft (not under power) | 21" |
| Approximate Weight | 1600 lbs. |
| Lifting rings | 14' 1" between centers |
| Fuel Capacity | 20 Gal. |

Hourglass • Ladder, Boarding • Mirror • Snorkel • Mooring Cover • Canvas • Hatch • Sea Strainer • V-Motor • Stern Seat • Bld Pole • Speedometer • Tachometer • Sheer Rail, S.S.

INTERIOR COLORS: Island Blue • White • Driftwood • Soft Silver • Rust • White Gold

HULL AND DECK: Tally Ivory • Cream • Brown • Gray • Driedden Blue

#2 or #2.5 Corvair-Craft Trailer Recommended

STANDARD FEATURES

• Automatic Sheer Rail • Bilge Vent • System W/Blower • Electric Bailor • Electric Fuel Gauge • Electric Horn • Electrical System 12V Fused W/Lighted Switch • Ignition • Full Front Bench Seat with 3/4 Back • Fuel Check Valve (Anti-siphon) • Hull Drain Plug • Hull Fan • Single Inland Lighting • Internal Mufflers • Marine Carpet • Oil Drain Kit • Oil Pressure Gauge • Removable Floor Flats • Sculptured Padded Engine Box W/Quick Disconnect Hinges • Single Lever Control • Tachometer • Voltmeter • Water Temperature Gauge • Woodgrain Dash

OPTIONAL EQUIPMENT

• Battery • Battery Switch • Bucket Seats • Cigarette Lighter • Coaming Pads • Dive Platform • Fire Extinguisher • Fresh Water Flush Kit • Horn, Double Trumpet



Ski Tique[®] 179
18 FT.



SPECIFICATIONS

Fiber Glass Construction
Length 17'9"
Beam 7'6"
Draft (not under power) 21"
Approximate Weight 2000 lbs.
Lifting rings 15'6" between centers
Fuel Capacity 21 gal.

STANDARD FEATURES

• Aluminum Sheer Rail • Bipe Vent System W/ Blower • Bucket Seats (2) • Electric Bailor • Electric Fuel Gauge • Electric Horn • Electrical System 12V Fused W/ Lighted Switch • Flotation • Fuel Check Valve (anti-siphon) • Hull Drain Plug • Hull Fin (single) • Inland Lighting • Internal Muffler • Marine Carpet • Mirror, Large • Oil Drain Kit • Oil Pressure Gauge • Sculptured Padded engine Box W/ Quick Disconnect Hinges • Removable Floor Plate • Single Lever Control • Ski Pole • Speedometer, Tournament • Tachometer • Voltmeter • Water Temperature Gauge • Woodgrain Dash

OPTIONAL EQUIPMENT

• Battery • Battery Switch • Cigarette Lighter • Coaming Pads • Dive Platform • Fire Extinguisher • Fresh Water Flush Kit • Horn, Double Trumpet • Hourmeter • Ladder, Boarding • Love Seat • Mooring Cover, Canvas • Patch Pockets • Sea Strainer, Virus • Stern Seat • Ski Rack • Sheer Rail, S.S. • Speedometer, Tournament 2nd

INTERIOR COLORS: Island Blue • Wine • Driftwood • Soft Silver • Rust • White Gold

HULL AND DECK: Taffy Ivory • Cream • Brown • Gray • Dresses Blue

#3 or #3LB Correct Craft Trailer Recommended



Southwind 19 FT.



SPECIFICATIONS

| | |
|--------------------------|------------------------------|
| Fiber Glass Construction | 19' |
| Length | 82" |
| Beam | 26" |
| Draft (not under power) | 2500 lbs. |
| Approximate Weight | 16' 7" between centers |
| Lifting Rings | 30 gal. |
| Fuel Capacity | |

STANDARD FEATURES

• Bilge Vent System W/ Blower • Bow Deck Rail, S.S. • Bow Cleats, S.S. • Cigarette Lighter • Coaming Pads • Dive Platform • Electric Bailor • Electric Fuel Gauge • Electrical System 12V Fused W/ Lighted Switch • Flare, Dual • Flotation • Folding Stern Seats W/ Storage • Folding Vinyl Top W/ Curtain & Backdrop • Fuel Check Valve (anti-siphon) • Full Front Bench Seat with 1/2" Back • Glove Box • Horn • Double Turnport • Hourmeter • Hull Drain Plug • Inland Lighting • Internal Mufflers • Marine Carpet • Oil Drain Kit • Oil Pressure Gauge • Sculptured Padded Engine Box W/ Quick Disconnect Hinges • Sheer Rail, S.S. • Single Lever Control • Stern Seat • Tachometer • Tox Alert • Deck Trim • Voltmeter • Water Temperature Gauge • Woodgrain Dash

OPTIONAL EQUIPMENT

• Battery • Battery Switch • Dual Deluxe Bucket Seats • Fire Extinguisher • Fresh Water Flush Kit • Ladder, Boarding • Mooring Cover, Canvas • Patch Pockets W/ Bucket Seat Only • Sea Strainer • Glass Plastic • Ski Pole

INTERIOR COLORS: Island Blue • Wine • Driftwood • Soft Silver • Rust • White Gold

HULL AND DECK: Taffy Ivory • Cream • Brown • Gray • Dresden Blue

#40V Correct Craft Trailer Recommended



Southwind

20 FT. DOWRIDER



STANDARD FEATURES

- Bilge Vent System W/ Blower • Bow Deck Rail, S.S. • Bow Storage • Cigarette Lighter • Cleats, Bow & Stern • Coaming Pads • Dive Platform • Electric Bailer • Electric Fuel Gauge • Electrical System 12V Fused W/ Lighted Switch • Fins, Dual • Flotation • Fuel Check Valve (anti-siphon) • Glove Box • Horn, Double Trumpet • Hourmeter • Hull Drain Plug • Ice Chest • Internal Mufflers • Marine Carpet • Oil Drain Kit • Oil Pressure Gauge • Sculptured padded Engine Box W/ Quick Disconnect Hinges • Sheer Rail, S.S. • Single Lever Control • Stern Seat • Tachometer • Voltmeter • Vinyl Top, Folding, W/ Curtains, Backdrop, Walk Through & Tonneau Cover • Water Temperature Gauge

OPTIONAL EQUIPMENT

- Battery • Battery Switch • Deep Foam Adjustable Bucket Seat • Fire Extinguisher • Fishing Rod Holder, Flush, Pt. • Fresh Water Flush Kit • Ladder, Boarding • Ladder, Comb. & Stern Rail • Mirror, Small • Mooring Cover, Canvas • Sea Strainer: Brass/Plastic • Ski Pole • Spotlight, Electric Remote • Windshield Wiper

INTERIOR COLORS: Island Blue • Wine • Driftwood • Soft Silver • Rust • White Gold

HULL AND DECK: Taffy Ivory • Cream Brown • Gray • Dresden Blue

#4 DV Correct Craft Trailer Recommended

SPECIFICATIONS

Fiber Glass Construction
Length 19' 11"
Beam 90"
Draft (not under power) 27"
Approximate Weight 2600 lbs.
Lifting Rings 17' 6" between centers
Fuel Capacity 33 gal.

Cuddy Nautique

23 FT.



SPECIFICATIONS

Fiber Glass Construction
Length 23'
Beam 96"
Draft (not under power) 30"
Approximate Weight 4200 lbs.
Lifting Rings 20' 9" between centers
Fuel Capacity 90 gals.

STANDARD FEATURES

• Auto. Bailer (2) • Bilge Vent System W/ Blower • Bow Cushions • Bow Deck Rail, S.S. • Bulkhead W/ Door Forward • Cigarette Lighter • Dual Battery Compartment W/ Safety Switch • Electric Fuel Gauge • Electrical System 12V Fused W/ Lighted Switch • Flotation • Fresh Water Flush Kit • Fuel Check Valve (anti-siphon) • Hand Rails, S.S. • Horn, Double Trumpet • Hourmeter • Hull Drain Plug • Inland Lighting • Innerliner • Internal Mufflers • Oil Pressure Gauge • Oil Drain Kit • Rub Rail (rubber & rope) • Self Bailing Deck • Single Lever Control • Stern Seat • Storage Boxes, Teak, Port and Starboard • Tachometer • Toilet, Portable • Voltmeter • Water Temperature Gauge

OPTIONAL EQUIPMENT

• Battery • Battery Safety Switch • Dive Platform • Fire Extinguisher • Fishing Rod Holders, Flush, Pr. • Mirror, Small • Prop Guard (skeg) • Sea Strainer Brass • Spotlight, Electric Remote • Windshield Wipers

INTERIOR COLORS: Island Blue • Wine • Driftwood • Soft Silver • Rust • White Gold

HULL AND DECK: Taffy Ivory • Cream Brown • Gray • Dresden Blue

#5-T-DV Correct Craft Trailer Recommended
• Fish Box standard on Fishing Model, Optional on Deluxe
• Coaming Pads and Carpet standard on Deluxe Model, Optional on Fishing



Martinique

19 FT. RUNABOUT



SPECIFICATIONS

| | |
|--------------------------|---------------------|
| Fiber-Glass Construction | |
| Length | 19' 2 1/2" |
| Beam | 83 1/2" |
| Draft (not under power) | 26" |
| Approximate Weight | 2600 lbs. |
| Lifting Rings | 17' between centers |
| Fuel Capacity | 30 gal. |

STANDARD FEATURES

• Adjustable Front Seatings • Bilge Vent System • W/Blower • Bow Storage • Chocks, Bow, S.S. • Cigarette Lighter • Cleats, Stern, S.S. • Coaming Pads • GIVE Platform • Dual-Deluxe Bucket Seat • Electric Bailor • Electric Fuel Gauge • Electrical System 12V Fused W/Lighted Switch • Fins, Dual • Flotation • Fuel Check Valve (anti-siphon) • Glove Box • Horn, Double Trumpet • Hourmeter • Hull Drain Plug • Ice Chest • Inland Lighting • Internal Mufflers • Marine Carpet • Oil Drain Kit • Oil Pressure Gauge • Patch Pockets • Sculptured Padded Engine Box • W/Quick Disconnect Hinges • Sheer Rail, S.S. • Single Lever Control • Stern Seal, Wraparound • Tachometer • Voltmeter • Water Temperature Gauge

OPTIONAL EQUIPMENT

• Battery • Battery Switch • Bow Deck Rail, S.S. • Fire Extinguisher • Fresh Water Flush Kit • Mirror, Small • Mooring Cover, Canvas • Sea Strainer, Brass/Plastic • Ski Pole • Spotlight, Electric Remote • Windshield Wiper

INTERIOR COLORS: Island Blue • Wood • Driftwood • Soft Silver • Rust • White Gold

HULL AND DECK: Taffy Ivory • Cream Brown • Gray • Dresden Blue

#4 Correct Craft Trailer Recommended

Bare Foot Nautique 19 FT.



SPECIFICATIONS

| | |
|--------------------------|-----------------------|
| Fiber Glass Construction | |
| Length | 19' |
| Beam | 8'2" |
| Draft (not under power) | 26" |
| Approximate Weight | 2750 lbs |
| Lifting Bings | 16 7" between centers |
| Fuel Capacity | 30 gal |

STANDARD FEATURES

• Bilge Vent System W/Blower • Cigarette Lighter • Electric Bailor • Electric Fuel Gauge • Electrical System 12V Fused W/Lighted Switch • Electric Horn • Flns, Dual • Flotation • Fuel Check Valve (anti-siphon) • Hourmeter • Hull Drain Plug • Ice Chest • Inland Lighting • Internal Mufflers • Marine Carpet • Mirror, Large • Oil Drain Kit • Oil Pressure Gauge • Removable Floor Flats • Rub Rail (rubber and rope) • Sculptured Padded Engine Box W/Quick Disconnect Hinges • Single Lever Control • Ski Pole • Speedometers, Tournament dual • Tachometer • Voltmeter • Water Temperature Gauge

OPTIONAL EQUIPMENT

• Battery • Battery Switch • Coaming Pads • Dive Platform • Fire Extinguisher • Fresh Water Flush Kit • Horn, Double Trumpet • Ladder, Boarding • Mooring Cover, Canvas • Official's Jump Seats • Patch Pocket • Sea Strainer, Brass-Plastic • Stern Seat • Ski Rack • Sheer Rail, S.S.

INTERIOR COLORS: Island Blue • Wine • Driftwood • Soft Silver • Rust • White Gold

HULL AND DECK: Taffy Ivory • Cream • Brown • Gray • Dresden Blue

#4 Correct Craft Trailer Recommended



Ski Nautique 2001



Performance when it counts —
whether pulling the U.S. Masters
or you and your family.



It's What's Underneath "2001" That Makes The Difference... and now we take

SKI NAUTIQUE 2001 19 FT. COMPETITION SKI BOAT

SPECIFICATIONS

| | |
|--------------------------|-----------------------|
| Fiber Glass Construction | |
| Length | 18'9" |
| Beam | 84" |
| Draft (not under power) | 26" |
| Approximate Weight | 2350 lbs. |
| Lifting Rings | 16"7" between centers |
| Fuel Capacity | 30 gal. |

STANDARD FEATURES

• Bilge Vent System W/Blower • Bow Storage • Cigarette Lighter • Driver's Seat, Adjustable • Electric Bailor • Electric Fuel Gauge • Electrical System 12V Fused W/Lighted Switch • Fuel Check Valve (anti-siphon) • Fins (3) • Flotation • Grab Rail, S.S. • Graphics, tri-color • Hinged Love Seat • Horn, Dual • Hourmeter • Hull Drain Plug • Ice Chest • Internal Mufflers • Marina Carpet • Mirror, Large • Oil Drain Kit • Oil Pressure Gauge • Patch Pocket • Removable Floor Flats • Rub Rail (rubber and rope) • Sculptured Padded Engine Box W/Quick Disconnect Hinges • Sea Strainer, Vitus • Single Lever Control • Ski Pole • Speedometer, Dual • Tournament • Tachometer • Voltmeter • Water Temperature Gauge • Woodgrain Dash

OPTIONAL EQUIPMENT

• Battery • Battery Switch • Bilge Pump, Automatic • Bow Deck Rail, S.S. • Coaming Pads • Dash Vent W/Blower • Dive Platform • Fire Extinguisher • Fresh Water Flush Kit • Horn, Double Trumpet • Ladder, Boarding • Mooring Cover, Canvas • Stern Seat • Ski Rack • Sheer Rail, S.S.


INTERIOR COLORS: Island Blue • Wine • Driftwood • Soft Silver • Rust • White Gold

HULL AND DECK: Taffy Ivory • Cream Brown • Gray • Dresden Blue

#3 or 3LB Correct Craft Trailer Recommended

"2001" FEATURES

1. Bilge vents starboard and port
2. Optional stainless steel bow rails
3. Driver arm rest
4. Stainless steel hand rails
5. Teak step plates
6. Tri-color graphics with gold accent tape
7. Molded deck with built-in line clearance
8. New fin position
9. Tapered chine
10. Vee bottom



ake you **5 steps** above and beyond!



- 11. Swim platform (optional)
- 12. Rope/rubber rub rail
- 13. 13 x 13 NI-BRAL propeller
- 14. Horns under bow vent
- 15. Contoured motor box
- 16. Ice chest
- 17. Fiberglass driver's seat base
- 18. Toggle switch indicator lights glow red when turned on

**It took quite a boat to earn these champion skiers —
Correct Craft proudly presents its team.**



A.



B.



C.



D.



E.



F.



G.

A.-Mike Hazelwood
B.-Cyndi Benzel
C.-Judy McClintock
D.-Joel McClintock
E.-Cindy Todd
F.-Mike Seipel
G.-Anita Carlman
H.-Ron Scarpa
I.-Lucky Lowe
J.-Karin Roberge
K.-Eddy De Telder
L.-Nathalie Roberge
M.-Linda Giddens
N.-Carl Roberge



H.



I.



J.



K.

Send \$5.00 to Correct Craft, attention "Skier's Package" to receive sixteen 6 X 9 full-color collector's edition of this team.



L.



M.



N.

Riviera

19 FT. RUNABOUT



SPECIFICATIONS

| | |
|--------------------------|------------------------|
| Fiber Glass Construction | |
| Length | 19'2 1/2" |
| Beam | 84" |
| Draft (not under power) | 28" |
| Approximate Weight | 3100 lbs. |
| Lifting Rings | 16'11" between centers |
| Fuel Capacity | 45 gal. |

STANDARD FEATURES

• Bilge Vent System w/Blower • Bow Deck Rail, S.S. • Bow Storage • Cigarette Lighter • Chocks, Bow • Cleats, Stern • Coaming Pads • Dash Vent W/Blower • Deep Foam Adjustable Bucket Seat • Dive Platform • Electric Bailer • Electric Fuel Gauge • Electrical System 12V Fused W/Lighted Switch • Fins, Dual • Flotation • Fuel Check Valve (anti-siphon) • Glove Box • Horn, Double Trumpet • Hourmeter • Hull Drain Plug • Ice Chest • Internal Mufflers • Oil Pressure Gauge • Oil Drain Kit • Sheer Rail, S.S. • Single Lever Control • Stern Seat • Stern Sun Lounge • Tachometer • Voltmeter • Water Temperature Gauge

OPTIONAL EQUIPMENT

• Battery • Battery Switch • Fire Extinguisher • Fresh Water Flush Kit • Mirror, Small • Mooring Cover, Canvas • Sea Strainer, Brass/Plastic • Ski Pole • Spotlight, Electric Remote • Windshield Wiper

INTERIOR COLORS: Island Blue • Wine • Driftwood • Soft Silver • Rust • White Gold

HULL AND DECK: Taffy Ivory • Cream Brown • Gray • Dresden Blue
#4DV Correct Craft Trailer Recommended



Fish Nautique



SPECIFICATIONS

| | |
|--------------------------|------------------------|
| Fiber Glass Construction | |
| Length | 23' |
| Beam | 96" |
| Draft (not under power) | 30" Single |
| Approximate Weight | 3790 lbs. |
| Lifting Rings | 20' 9" between centers |
| Fuel Capacity | 70 gal. |

STANDARD FEATURES

• Auto. Bailor (2) • Bilge Vent System W/ Blower • Bow Deck Rail, S.S. • Cigarette Lighter • Cleats, Forward & Aft, S.S. • Dual Battery Compartment W/ Safety Switch • Electric Horn • Electrical System 12V Fused W/ Lighted Switch • Electric Fuel Gauge • Fish Rod Holder, Pr. • Fuel Check Valve (anti-siphon) • Flotation • Fresh Water Flush Kit • Grab Rail, Recessed S.S. • Hourmeter • Hull Drain Plug • Innerliner • Inland Lighting • Internal

Mufflers • Non-Skid Deck • Oil Drain Kit • Oil Pressure Gauge • Rod Racks (2) Teak • Rub Rail (Rubber and Rope) • Single Lever Control • Sun Top • Scuppered Cockpit • Stern Hawsers (2) • Tachometer • Voltmeter • Water Temperature Gauge

OPTIONAL EQUIPMENT

• Battery • Bow Cushion • Clear Connector • Console Cover • Dive Platform • Fire Extinguisher • Horn, Double Trumpet • Livewell • Privacy Curtain • Prop Guard (skag) • Sea Strainer, Brass • Spotlight, Electric Remote • Spray Hood • Teak Radio Box • Toilet, Portable

INTERIOR COLORS: Island Blue • Wine • Driftwood • Soft Silver • Rust • White Gold

HULL AND DECK: Taffy Ivory • Cream Brown • Gray • Dresden Blue

#5-T-DV Correct Craft Trailer Recommended



Sea Nautique 23 FT.

SPECIFICATIONS

| | |
|--------------------------|-----------------------|
| Fiber Glass Construction | |
| Length | 23' |
| Beam | 96" |
| Draft (not under power) | 30" Single |
| Approximate Weight | 4000 lbs. |
| Lifting Rings | 20'9" between centers |
| Fuel Capacity | 70 gals. |

STANDARD FEATURES

- Auto. Bailer (2) • Bilge Vent System W/ Blower • Bow Deck Rail, S.S. • Cigarette Lighter • Cleats, S.S. Fore and Aft • Dome Light • Dual Battery Compartment W/ Safety Switch • Electric Horn • Electric Fuel Gauge • Electrical System 12V Fused W/ Lighted Switch • Fish Rod Holder, Pr. • Flotation • Fresh Water Flush Kit • Grab Rail, Recessed, S.S. • Hourmeter • Hull Drain Plug • Internal Mufflers • Innerliner • Non-Skid Deck • Oil Pressure Gauge • Oil Drain Kit • Rod Racks (2) Teak • Rub Rail (Rubber and Rope) • Safety Glass • Scuppered Cockpit • Seating, Back to Back for 4 • Single Lever Control • Stern Hawseers (2) • Tachometer • Three Locking Access Doors • Voltmeter • Water Temperature Gauge • Wheelhouse, High Visibility, Fiberglass L82" x W48" x H72" • Windshield, 14" Ventilating

OPTIONAL EQUIPMENT

- Battery • Bow Cushion • Dive Platform • Fire Extinguisher • Horn, Double Trumpet • Privacy Curtain • Prop Guard (Skeg) • Sea Strainer: Brass • Spotlight, Electric Remote • Spray Hood • Toilet, Portable • Windshield Wiper

INTERIOR COLORS:

Island Blue • Wine • Driftwood • Soft Silver • Rust • White Gold • Brown • Gray • Dresden Blue

#5-T-DV Correct Craft Trailer Recommended



The New Fishing-Cuddy

27 FT.


SPECIFICATIONS

Fiber Glass Construction

Length 26'11"

Beam 10'

Engine Options: Single
Twin
Diesel





HULL COLORS



TAFFY IVORY



CREAM BROWN



GRAY



DRESDEN BLUE

INTERIOR COLORS

VINYL UPHOLSTERY



ISLAND BLUE



WINE




RUST



DRIFTWOOD



SOFT SILVER



WHITE/GOLD

MARINE CARPETING



BLUE/BLACK



RED/BLACK



ORANGE/BLACK



BROWN/BLACK



BLACK/WHITE

TRI-COLOR GRAPHICS (Ski-Nautique)



DEEP BLUE



DULLS BLOOD



TAWNY



BLACK

CORRECT CRAFT TRAILERS

Quality craftsmanship and tradition does not stop with the completion of a fine boat. Correct Craft remains one of the few boat manufacturers that own and operate its own trailer manufacturing facility. These rugged trailers are designed and built for our inboard boats. This means you get a custom fit for every Correct Craft model. Proper cradling of your boat eliminates stress and evenly divides the boat's weight over the length of the trailer.

Note (in photos) how effortlessly the family can launch and recover their boat. The full loading equipment allows the boater to drive on and off their trailer. No winch to crank or positioning of boat on trailer while on the ramp. This functional feature along with our center balance design will insure many years of fun boating and easy trailering.

A. SPRAY BOOTH DEPT.
B. WHITE SPOKED MAG
C. CUSTOM BUNKING
D. DRIVE ON TRAILER
E. PRECISION WELDING
F. #2 LB TRAILER W/FULL LOADING EQUIPMENT



| Model Number | Description | BOW BUMPER | LIGHTS | DOLLY JACK | FENDERS | LOADING EQUIPMENT | SAFETY CHAINS | SPARE TIRE | SURGE BRAKES | 2" TRAILER COUPLER | TRAILER WEIGHT | WHITE MAGS | GALVANIZING |
|--------------|--------------------------------|------------|--------|------------|---------|-------------------|---------------|------------|--------------|--------------------|----------------|------------|-------------|
| 2 | 16' Inboard | Opt | Std | Std | Std | Opt | Std | Opt | Opt | Std | 449 lbs | Std | Opt |
| 2-LB | 16' Inboard | Opt | Std | Std | Std | Opt | Std | Opt | Opt | Std | 600 lbs | Std | Opt |
| 3 | 17' - 18' Inboard (19' "2001") | Opt | Std | Std | Std | Opt | Std | Opt | Opt | Std | 585 lbs | Std | Opt |
| 3-LB | 17' - 18' Inboard (19' "2001") | Opt | Std | Std | Std | Opt | Std | Opt | Opt | Std | 688 lbs | Std | Opt |
| 4-DV | 20' Inboard | Opt | Std | Std | Std | Opt | Std | Opt | Opt | Std | 695 lbs | Std | Opt |
| 4-T-DV | 19' - 20' Inboard (Tandem) | Opt | Std | Std | Std | Opt | Std | Opt | Std* | Std | 1000 lbs | Std | Opt |
| 5-T-DV** | 24' Inboard DV (Tandem) | Opt | Std | Std | Std | NA | Std | Opt | Std* | Std | 1120 lbs | Std | Opt |

LB - Low Boy
LBC - Low Boy Custom
DV - Deep Vee
Std - Standard
Opt - Optional
NA - Not Available


*Surge Brakes on Front Axle Only
**5-T-DV with double decking equipment available upon request.

OVER HALF A CENTURY OF BOAT BUILDING EXCELLENCE

What does it all mean? . . .

Over 50 years of tradition, craftsmanship, and design that few can match or even talk about. It also means the best boating investment you can buy. Here's why . . . because few manufacturers go through the painstaking layup process and quality control steps that we use. Every phase of layup and production is checked off by a Quality Control Inspector. Records are kept on every boat, and you can bet if his name is attached it had better be right before it goes out. In addition, all models are B.I.A. certified with rigid, annual inspections made by both independent marine laboratories and U.S. Coast Guard.

The straight inboard is our only power package. There are many power units on the market today, and most of them are classic cases of designed malfunction. We stayed with the straight inboard for some very basic reasons. We use a standard inboard engine much like the one you may have,



but here's where we part company. Yours must take rotating energy from the end of the engine's drive shaft, turn that engine at right angles, lead it down below the surface of the water, turn it at right angles again and then spin a prop with it. A stern drive must also have forward, neutral and reverse gears in it and it must also pick up water, pump it to the engine, bring it back and eject it, as well as ejecting the engine's exhaust fumes. Now that's a lot of work to do. You can only do it with a very sophisticated series of cogs, splines, gears and bearings. And you're wondering why yours is in the repair shop most of the time?

Now let's go back to where we parted. Every Correct Craft uses inline power. The engine produces rotary energy which turns a drive shaft, which turns a prop in water. It's all in-line, simple and only a gear box is needed between the drive shaft and prop. Want to go boating instead of going to your service agent? The choice is yours and it should be simple.

After 50 years, we get pretty particular about the quality of component parts that go into all boats. The fact remains that we have found few that could give us Correct Craft quality. So we decided to make them ourselves. Every strut, rudder, log and shaft are machined by Correct Craft. We bend our



own metals and we make our own trailers. We are particular because we know you are, and you are our main concern.

It is hard, if not impossible, to condense over 50 years of boat building experience into a few paragraphs of print. We've made a few mistakes during our tenure but our accomplishments can be seen in the finest boating investment on the market today. Few manufacturers can use the term "investment" regarding their boats, but the fact remains that over the past five years our Ski Nautique has not depreciated in value and in most cases has returned the same dollars as the initial investment.

Although every boat has specific features that are unique to its design, we can not list them all here, our standard features that you should be aware of are listed on inside back cover. Oh yes, by the way, ask your dealer how many of these features are standard with other manufacturers.





Correct Craft, Inc.
P.O. Box 13389
Orlando, Florida 32859-3389
Phone: 305-855-4141
Telex: 56-7424 CORRCRAFT

SOUTHEAST Correct Craft, Inc.

W. N. MELOON
P.O. Box 13117
Orlando, Florida 32859
305-851-1965

NEW ENGLAND Correct Craft, Sales, Inc.

BOB WARNER
142 Flagg Road
Rochester, N.H. 03867
603-332-5739

WEST COAST Correct Craft

RALPH C. MELOON, Jr. GARY HALL
11371 Pyrites Way
Rancho Cordova, Cal. 95670
916-635-9110

MID-WEST Correct Craft

REN MELOON
P.O. Box 216
Angola, Indiana 46703
219-833-9926

MID-ATLANTIC Correct Craft, Inc.

GEORGE DICH
Rt. 173
Bloomsbury, N.J. 08804
201-479-6810

SEE YOUR LOCAL DEALER

INTERNATIONAL DISTRIBUTORS

AMSPORT

3 Love Lane
Gloucester
Gloucestershire, ENGLAND
GL5 2PCC
44-285-68001

SCAN WATERSPORTS

Svend Rasmussen
Buddingvej 88
2800 Lyngby, DENMARK
45-2-886028

PLANET S.A.R.L.

Craig Harvey
2556 Rt. des Serres, 06570 ST. Paul De Vence
FRANCE, EUROPE
33-93-389329

BORIS JAMESON

C/O P.O. Box 4828
Johannesburg, 2000
SOUTH AFRICA
27-11-574120

ROBIN ENTERPRISES

Rob Bacock
Loc L'Achigan, St. Hippolyte
P.O. CANADA J0A 1 P0
(514) 563-3805