

Pennell & Co.

SINCE 1925



ON THE WATERS OF THE WORLD

"55 years of boatbuilding excellence" . . . that's quite a statement in today's boating industry. Walter C. Meloon's dream in 1925 has evolved to a legend in inboard runabouts. Correct Craft remains the largest, family owned, inboard runabout business in the world.

The straight inboard is the only power package that Correct Craft installs in their boats. It is the only engine that offers constant performance and complies with their demanding design



WALTER C. MELOON

standards. The V-8 engines coupled with a Velvet Drive transmission provide the power package that will keep your boat free from failures.

Boat building excellence earned Correct Craft the highest honor bestowed on a company by the government — The Army Navy "E" Production Award. This award, achieved during World War II, is currently on file in Washington under "Miracle Boat Production."

The following catalog is dedicated to the memory and tradition that was Walter C. Meloon. He said, "Build a boat that does not compromise in quality or workmanship and dedicate this to the glory of God." The Meloon family has maintained this philosophy faithfully over the years. We are proud of the heritage that is ours and the boats we present to you.



Come join us . . .

Ski Tique

16 FT.

SPECIFICATIONS

Fiber Glass Construction	
Length	16'5 1/2"
Beam	5'10 1/4"
Molded Depth, forward	33"
Molded Depth, aft	23 1/2"
Draft (not under power)	21"
Approximate Weight	1600 lbs.
Lifting rings	14'1" between centers
Fuel Capacity	20 Gal.

1980 HIGHLIGHTED FEATURES

- Stainless steel battery frame
- New padded engine box with quick disconnect hinges
- Easy adjusting rear view mirror
- New transom lift ring
- Removable floor flats
- Removable transom bulkhead

OPTIONAL EQUIPMENT

- Swim platform • Stern ladder • Coaming pads • Electronic speedometer

STANDARD COLORS

- Hull and Deck: Taffy Ivory or Gray
- Optional: Rust • Yellow • Pale Blue
- INTERIOR: Standard: Island Blue • Wine • Driftwood • Soft Silver

ENGINE OPTIONS . . . Inboard (See Price Sheet)

This boat is not equipped with a battery — #2 or #2LB Correct Craft Trailer with full loading equipment recommended



Southwind

20 FT.
DOWRIDER

SPECIFICATIONS

Fiber Glass Construction	
Length	19'11"
Beam	7'6"
Molded Depth, forward	45"
Molded Depth, aft	40 1/2"
Draft (not under power)	27"
Approximate Weight	2450 lbs.
Lifting rings	17'6" between centers
Fuel Capacity	33 Gal.

1980 HIGHLIGHTED FEATURES

Swim platform • Stainless steel sheer rail
• Black anodized and Teak step plates •
Accenting Teak on front deck • Tufted
buttons and belts upholstery • Plush
carpet • Padded engine box • Adjustable
bucket seats • Color contrasting shading
on lettering • Padded dash • Built in ice
chest • Stainless steel inboard steering •
Quick drain oil kit

OPTIONAL EQUIPMENT

Wrap around lounge with Storage and
Teak cup holders

STANDARD COLORS

Hull and Deck: Taffy Ivory or Gray
INTERIOR: Standard: Island Blue • Wine
• Driftwood • Soft Silver
Optional: Rust • Yellow • Pale Blue

ENGINE OPTIONS . . . Inboards (See Price Sheet)

This boat is not equipped with a battery
— #4-DV Correct Craft Trailer with full
loading equipment recommended



Martinique

20 FT. RUNABOUT



SPECIFICATIONS

Fiber Glass Construction	
Length	19'2 1/2"
Beam	83 1/2"
Molded Depth, forward	37"
Molded Depth, aft	32"
Draft (not under power)	26"
Approximate Weight	3000 lbs.
Lifting rings	17" between centers
Fuel Capacity	30 Gal.

1980 HIGHLIGHTED FEATURES

- Adjustable front seating
- Bow storage
- Dual trumpet horns
- Glove box
- Ice chest
- Quick disconnect engine cover hinges
- Teak swim platform
- Wrap-around stern seats
- Wrap-around windshield

STANDARD COLORS

Hull and Deck: Taffy Ivory or Gray

INTERIOR:

Standard: Island Blue • Wine • Driftwood • Soft Silver
Optional: Rust • Yellow • Pale Blue

ENGINE OPTIONS (See Price List) Inboard

This boat is not equipped with a battery — #4 Correct Craft Trailer with full loading equipment recommended.



Bare Foot Nautique 19 FT.



SPECIFICATIONS

Length	19'
Beam	82"
Molded Depth, Forward	37"
Molded Depth, Aft	32"
Draft (Not Under Power)	26"
Approximate Weight	2750
Lifting Rings	16/7"
Fuel Capacity	30 Gal.

This boat is not equipped with a battery — #4 Correct Craft Trailer with full loading equipment recommended.

1980 HIGHLIGHTED FEATURES

- Stainless steel battery frame
- Padded engine box with quick disconnect hinges
- Hinged judges seat
- Easy adjusting rear view mirror
- Removable floor flats
- Removable transom bulkhead
- New transom lift ring
- Removable pouch on driver's seat
- Sliding driver's seat

OPTIONAL EQUIPMENT

Swim platform • Coaming pads • Electronic speedometers • Additional seating for officials • Stern seat

STANDARD COLORS

Hull and Deck: Taffy Ivory or Gray

INTERIOR:

Standard: Island Blue • Wine • Driftwood • Soft Silver

Optional: Rust • Yellow • Pale Blue

ENGINE OPTIONS (See Price List) Inboard

*You can "Bare-Foot" like a pro
after using the unique training
bar designed for the all new
Bare-Foot Nautique.*



Cuddy Nautique

23 FT.

SPECIFICATIONS

Fiber Glass Construction

Length	23'
Beam	8'
Molded Depth, forward	70"
Molded Depth, aft	51"
Draft (not under power)	30"
Approximate Weight	4200 lbs.
Lifting rings	20'9" between centers
Fuel Capacity	90 Gall.

1980 HIGHLIGHTED FEATURES

- Black anodized and Teak step plates
- Stainless steel inboard steering
- Quick drain oil kit
- Full glass instrument
- Stainless steel hand rails
- Teak bulkhead w/covered folding doors
- Teak storage boxes port and starboard
- Sculptured cockpit w/3" scuppers

OPTIONAL EQUIPMENT

Swim Platform • Prop Guard • Additional rod holders • Deck mounted electronic spotlight • Custom fitted fish box

STANDARD COLORS

Hull and Deck: Taffy Ivory or Gray

INTERIOR

Standard: Island Blue • Wine • Driftwood

• Soft Silver

Optional: Rust • Yellow • Pale Blue

ENGINE OPTIONS... Inboard (See Price Sheet)

This boat is not equipped with a battery
— #5-T-DV Correct Craft Trailer recommended

*Fish box standard on Cuddy Nautique fishing model, optional on standard Cuddy with interior modifications





Ski Nautique

16 FT. COMPETITION
SKI BOAT



1980 HIGHLIGHTED FEATURES

- Aluminum bed for engine and tow pylon
- Bow storage
- Electronic speedometer
- Stainless steel battery frame
- New padded engine box with quick disconnect hinges
- Hinged judges seat
- Easy adjusting rear view mirror
- New transom lift ring
- Removable floor flats

- Removable transom bulkhead
- Removable pouch on driver's seat
- Ski rack on driver's side only
- Sliding driver's seat
- New full width wraparound vented windshield

OPTIONAL EQUIPMENT:

- Coaming pads • Teak swim platform
- Stern seat • Deluxe package

SPECIFICATIONS

Fiber Glass Construction	
Length	17'9"
Beam	6'4"
Molded Depth, forward	33"
Molded Depth, aft	23 1/2"
Draft (not under power)	21"
Approximate Weight	2100 lbs.
Lifting rings	15'6" between centers
Fuel Capacity	20 Gal.


ENGINE OPTIONS ... Inboard

STANDARD COLORS:

Hull and Deck: Taffy Ivory or Gray
 INTERIOR:
 Standard: Island Blue • Wine • Driftwood
 • Soft Silver
 Optional: Rust • Yellow • Pale Blue

This boat is not equipped with a battery
 — #3, #3LB or #3LBC Correct Craft
 Trailer with full loading equipment
 recommended

Whether your needs are for
competition skiing or just family pleasure
— Ski Nautique has it all!



← LIFT PAGE FOR CONSTRUCTION DETAILS




1980 NEW FEATURES:

1. Black, anodized, vented, contoured windshield
2. Hinged observer seat for access to bow storage
3. Slide adjusting driver seat
4. Stainless steel quick disconnect hinges
5. Deluxe padded engine box
6. Ski rack-driver's side only
7. No snag transom lift ring
8. Removable transom bulkhead
9. Removable floor flats
10. Easy adjusting rearview mirror
11. Aluminum tow pylon and engine mounting bed

STANDARD FEATURES:

12. Teak vent plate
13. Dual Airguide speedometers
14. Mase Control
15. Full instrumentation
16. World approved tow pylon
17. Black vinyl w/rope insert rubrail
18. Teak step plate
19. Inland lighting
20. 351-350 V-8 power
21. Borg Warner Vexer Drive Transmission
22. Internal mufflers
23. 20 gallon gas tank
24. Foam flotation
25. Mechanical steering
26. Teak swim platform
27. Bow lifting ring
28. Painted graphics
29. Hand lay-up fiberglass construction

**QUALITY & PERFORMANCE
ARE BUILT IN...**



Fish Nautique 23 FT. V-HULL

SPECIFICATIONS

Fiber Glass Construction
Length 23'
Beam 8'
Molded Depth, forward 55"
Molded Depth, aft 44"
Draft (not under power) 30" single
Approximate Weight 3790
Lifting rings 20'9" between centers
Fuel Capacity 70 Gal.

1980 HIGHLIGHTED FEATURES

- Black anodized and teak step plates
- Stainless steel inboard steering
- Quick drain oil kit
- Casting platform
- Fiberglass innerliner
- Non-skid deck
- Recessed stainless steel grab rail
- Sun top
- Scuppered cockpit w/3" scuppers
- Two flush mounted stainless steel rod holders
- Two stern hawsers
- Two teak rod racks

OPTIONAL EQUIPMENT

Swim platform • Teak radio box • Spray hood • Clear connector • Privacy curtain • Console cover • Seat covers • Set of 4 bow cushions • Live bait well • Prop guard • Seabright stainless tuna tower • Additional rod holders • Deck mounted electronic spotlight

STANDARD COLORS

Hull and Deck: Taffy Ivory or Gray

INTERIOR:

Standard: Island Blue • Wine • Driftwood

• Soft Silver

Optional: Rust • Yellow • Pale Blue

ENGINE OPTIONS ... Inboard (See Price Sheet) This boat is not equipped with a battery — #5-T-DV Correct Craft Trailer recommended





San Juan

24 FT. RUNABOUT



SPECIFICATIONS

Fiber Glass Construction
 Length 23'5"
 Beam 8'
 Molded Depth, forward 56"
 Molded Depth, aft 55"
 Draft (not under power) 34" single
 Draft (not under power) 30" twin
 Approximate Weight 4400 lbs.
 Lifting rings 21'1" between centers
 Fuel Capacity 60 Gal.

OPTIONAL EQUIPMENT

Deck mounted electronic spotlight
 Swim Platform • Rod holders
 • Hardtop complete with liner and
 lights with or without sliding glass
 windows • Pop guard

STANDARD COLORS

Hull and Deck: Taffy Ivory or Gray
 INTERIOR:
 Standard: Island Blue • Wine • Driftwood
 • Soft Silver
 Optional: Rust • Yellow • Pale Blue

ENGINE OPTIONS ... Inboard (See Price Sheet)

This boat is not equipped with a battery
 — #5-T-DV Correct Craft Trailer
 recommended



San Juan

24 FT. FLY-DRIDGE

SPECIFICATIONS

Fiber Glass Construction	
Length	23'5"
Beam	8'
Molded Depth, forward	56"
Molded Depth, aft	55"
Draft (not under power)	34" single
Draft (not under power)	30" twin
Approximate Weight	5000 lbs.
Lifting rings	2 1/4" between centers
Fuel Capacity	60 Gal.

STANDARD FEATURES

- Molded and teak step plates
- Teak bolted steering
- Quick-raise cover
- Deck mounted electronic spotlight

OPTIONAL EQUIPMENT

- Swim Platform
- Rod holders
- Prop. Guard

STANDARD COLORS

Hull and Deck: Taffy Ivory or Gray

INTERIOR

Standard: Island Blue • Wine • Driftwood

• Soft Silver

Optional: Rust • Yellow • Pale Blue

ENGINE OPTIONS ... Inboards (See Price Sheet)

This boat is not equipped with a battery
— #5-T-DV Correct Craft Trailer recommended

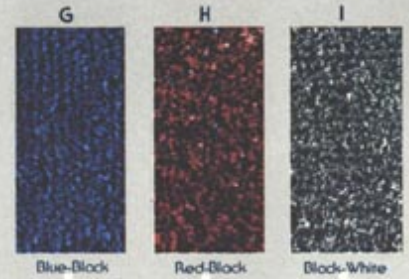
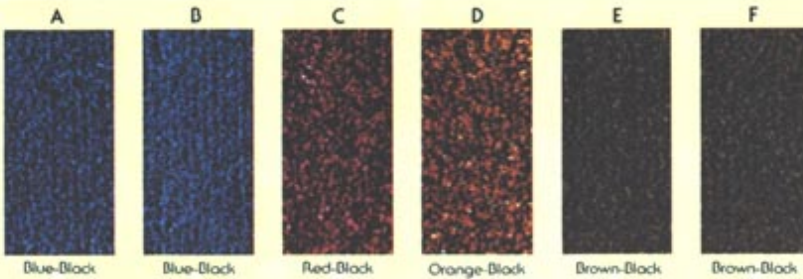


INTERIOR & HULL COLORS


TAFFY IVORY HULL

GREY HULL

MARINE
CARPET




VINYL
UPHOLSTERY



PAINT



POLYESTER
CARPETS
USED ON
DEEP-V BOATS



CORRECT CRAFT TRAILERS

Quality craftsmanship and tradition does not stop with the completion of a fine boat. Correct Craft remains one of the few boat manufacturers that own and operate its own trailer manufacturing facility. These rugged trailers are designed and built for our inboard boats. This means you get a custom fit for every Correct Craft model. Proper cradling of your boat eliminates stress and evenly divides the boat's weight over the length of the trailer.

Note (in photos) how effortlessly the family can launch and recover their boat. The full loading equipment allows the boater to drive on and off their trailer. No winch to crank or positioning of boat on trailer while on the ramp. This functional feature along with our center balance design will insure many years of fun boating and easy trailering.



- A. PRECISION WELDING
- B. SPRAY BOOTH DEPT.
- C. WHITE SPOKED MAG
- D. #2-LB TRAILER W/FULL LOADING EQUIPMENT
- E. DRIVE ON TRAILER
- F. CUSTOM BUNKING

Model Number	Description																										
		BOW BUMPER		LIGHTS		DOLLY JACK		FENDERS		HUB CAPS		LOADING EQUIPMENT		SAFETY CHAINS		SPARE TIRE		SURGE BRAKES		2" TRAILER COUPLER		TRAILER WEIGHT		WHITE MAGS		GALVANIZING	
2	16' Inboard	Opt	Std	Std	Std	NA	Opt	Std	Opt	Opt	Std	449 lbs	Std	Opt													
2-LB	16' Inboard	Opt	Std	Std	Std	NA	Opt	Std	Opt	Opt	Std	600 lbs	Std	Opt													
3	17' - 18' Inboard	Opt	Std	Std	Std	NA	Opt	Std	Opt	Opt	Std	570 lbs	Std	Opt													
3-LB	17' - 18' Inboard	Opt	Std	Std	Std	NA	Opt	Std	Opt	Opt	Std	688 lbs	Std	Opt													
3-LBC	17' - 18' Inboard	Opt	Std	Std	Std	NA	Opt	Std	Opt	Opt	Std	928 lbs	Std	Opt													
3-DV	18' Inboard	Opt	Std	Std	Std	Std	Opt	Std	Opt	Opt	Std	598 lbs	NA	Opt													
4-DV	20' Inboard	Opt	Std	Std	Std	Std	Opt	Std	Opt	Opt	Std	675 lbs	NA	Opt													
4-T-DV	19' - 20' Inboard (Tandem)	Opt	Std	Std	Std	Std	Opt	Std	Opt	Std*	Std	975 lbs	NA	Opt													
5-T-DV**	24' Inboard DV (Tandem)	Std	Std	Std	Std	Std	Opt	Std	Opt	Std*	Std	1120 lbs	NA	Opt													

LB - Low Boy
 LBC - Low Boy Custom
 DV - Deep Vee
 Std - Standard
 Opt - Optional
 NA - Not Available
 *Surge Brakes on Front Axle Only
 **5-T-DV with double decking equipment available upon request.

OVER HALF A CENTURY OF BOAT BUILDING EXCELLENCE

What does it all mean? . . .

Over 50 years of tradition, craftsmanship, and design that few can match or even talk about. It also means the best boating investment you can buy. Here's why . . . Every Correct Craft carries a 5 year limited hull warranty. That's right, 5 years! When most boats are beginning to look a bit tired after 4 years, yours is not even out of warranty. We can offer such a warranty because few manufacturers go through the painstaking layup process and quality control steps that we use. Every phase of layup and production is checked off by a Quality Control Inspector. Records are kept on every boat, and you can bet if his name is attached it had better be right before it goes out. In addition, all models are B.I.A. certified with rigid, annual inspections made by both independent marine laboratories and U.S. Coast Guard.



The straight inboard is our only power package. There are many power units on the market today, and most of them are classic cases of designed malfunction. We stayed with the straight inboard for some very basic reasons. We use a standard inboard engine much like the one you may have, but here's where we part company. Yours must take rotating energy from the end of the engine's drive shaft, turn that engine at right angles, lead it down below the surface of the water, turn it at right angles again and then spin a prop with it. A stern drive must also have forward, neutral and reverse gears in it and it must also pick up water, pump it to the engine, bring it back and eject it, as well as ejecting the engine's exhaust fumes. Now that's a lot of work to do. You can only do it with a very sophisticated series of cogs, splines, gears and bearings. And you're wondering why yours is in the repair shop most of the time?

Now let's go back to where we parted. Every Correct Craft uses inline power. The engine produces rotary energy which turns a drive shaft, which turns a prop in water. It's all in-line, simple and only a gear box is needed between the drive shaft and prop.

Want to go boating instead of going to your service agent? The choice is yours and it should be simple.

After 50 years, we get pretty particular about the quality of component parts that go into all boats. The fact remains that we have found few that could give us Correct Craft quality. So we decided to make them ourselves. Every strut, rudder, log and shaft are machined by Correct Craft. We bend our



own metals and we make our own trailers. We are particular because we know you are, and you are our main concern.

It is hard, if not impossible, to condense over 50 years of boat building experience into a few paragraphs of print. We've made a few mistakes during our tenure but our accomplishments can be seen in the finest boating investment on the market today. Few manufacturers can use the term "investment" regarding their boats, but the fact remains that over the past five years our Ski Nautique has not depreciated in value and in most cases has returned the same dollars as the initial investment.

Although every boat has specific features that are unique to its design, we can not list them all here, our standard features that you should be aware of are listed on inside back cover. Oh yes, by the way, ask your dealer how many of these features are standard with other manufacturers.



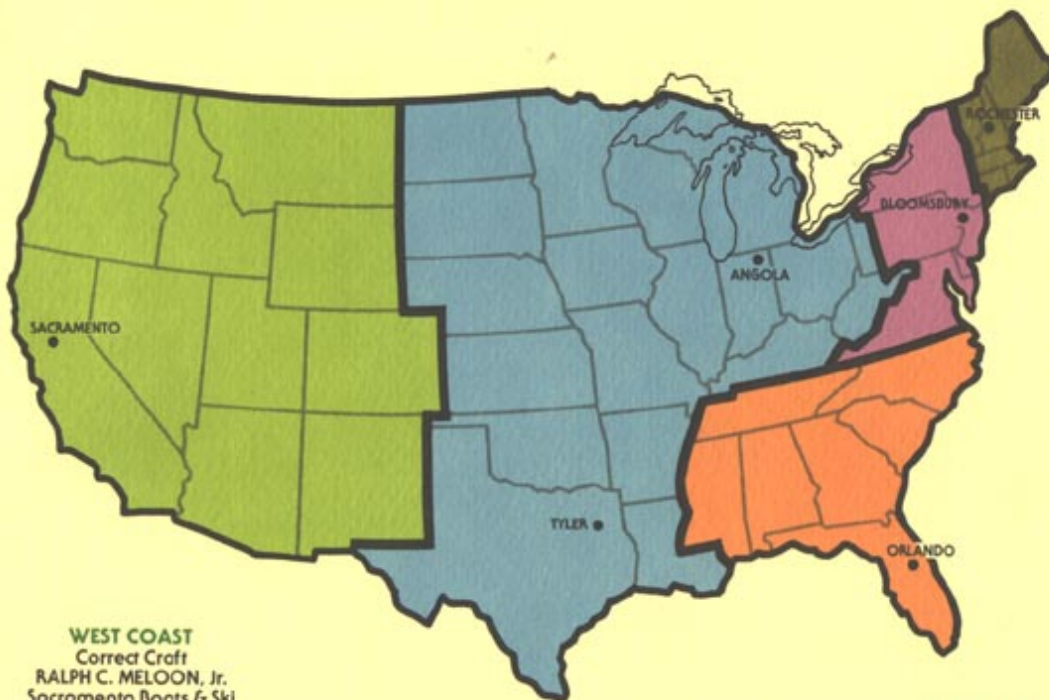


**FROM START TO FINISH — CORRECT CRAFT BOATS ARE CAREFULLY
BUILT BY SKILLED HANDS — SINCE 1925**

A — Stringer assembly shop. B — Hand glass lay up. C — Bow lift ring being glassed in. D — Stringer system is hand laid.
E — Precision milling. F — Rudders turned & polished. G — Flotation added to hull. H — All shafts are "miked" for accuracy.
I — Machine shop. J — Motor installation. K — Sheer rail securely mounted onto hull. L — Our complete upholstery shop.
M — Metal framework bending. N — Custom painting and finishing. O — Final inspection after water testing on lake.

STANDARD FEATURES:

	ADJUSTABLE DRIVER SEAT	ALUMINUM TOW PYLON & ENGINE MOUNTING BED	BOW & STERN CLEATS (CHOCKS)	CIGARETTE LIGHTER	COAMING PADS	ELECTRONIC SPEEDOMETER	ELECTRIC HORN (S)	ELECTRIC FUEL GAUGE	FUEL CHECK VALVE	FLOTATION	FUEL BAILER	FRESH WATER ENGINE FLUSH	FULL STERN SEA W/ STORAGE	FULL SHUT-OFF VALVE	FOLDING VINYL TOP W/ SIDE CURTAINS & BACK DROP	HULL DRAIN PLUG	HULL PIN (SINGLE)	INTERNAL MUFFLERS	INTERNET LIGHTING	INLAND LIGHTING	LARGE LIGHTING	LIFTING MIRROR	MARINE RINGS	ON PRESSURE CARPET	STAINLESS STEEL BOW EYE	SPEEDOMETER	SEA COCK ON WATER INTAKE	SHEER RAIL W/ BLACK VINYL NYLON ROPE INSERT	TOURNAMENT SPEEDOMETER	TACHOMETER	TEAK MOUNTED STEERING WHEEL	TWO BATTERY HOLDERS	TWO AUTOMATIC BAILERS	UPHOLSTERED ENGINE BOX	12 VOLT FUSED ELECTRICAL SYSTEM	V-BERTH W/ CUSHIONS & STORAGE	12 VOLT FUSED ELECTRICAL SYSTEM W/ MASTER SWITCH					
SKI TIQUE	X	X	X			X	X	X	X	X			X	X	X	X	X						X	X	X	X	X	X	X	X	X	X	X		X	X		X	X	X	X	
SKI NAUTIQUE	X	X	X	X			X	X	X	X	X	X	X	X	X								X	X		X	X	X	X	X	X	X	X	X		X	X		X	X	X	X
MARTINIQUE	X	X	X	X	X			X	X	X	X	X	X	X	X								X	X	X	X	X	X	X	X	X	X	X	X		X	X		X	X	X	X
BAREFOOT NAUTIQUE	X	X	X			X	X	X	X	X	X	X	X	X	X								X	X		X	X	X	X	X	X	X	X	X		X	X		X	X	X	X
SOUTHWIND BOWRIDER	X	X	X	X	X			X	X	X	X	X	X	X	X								X	X	X	X	X	X	X	X	X	X	X	X		X	X		X	X	X	X
FISH NAUTIQUE	X	X	X	X			X	X	X	X	X	X	X	X	X								X	X		X	X	X	X	X	X	X	X	X		X	X		X	X	X	X
CUDDY NAUTIQUE	X	X	X	X	X	X		X	X	X	X	X	X	X	X								X	X		X	X	X	X	X	X	X	X	X		X	X		X	X	X	X
SAN JUAN RUNABOUT	X	X	X	X	X	X		X	X	X	X	X	X	X	X								X	X	X	X	X	X	X	X	X	X	X	X		X	X		X	X	X	X
SAN JUAN FLY BRIDGE	X	X	X	X	X	X		X	X	X	X	X	X	X	X								X	X	X	X	X	X	X	X	X	X	X	X		X	X		X	X	X	X



WEST COAST
Correct Craft
RALPH C. MELOON, Jr.
Sacramento Boats & Ski
11371 Pyrites Way
Rancho Cordova, Cal. 95670
916/635-8686

MID-WEST
Correct Craft
KEN MELOON
P. O. Box 216
Angola, Indiana 46703
219/833-2226

SOUTHEAST
Correct Craft, Inc.
W. N. MELOON
P. O. Box 13117
Orlando, Florida 32859
305/851-1965

NEW ENGLAND
Correct Craft Sales, Inc.
BOB WARNER
142 Flagg Road
Rochester, N.H. 03867
603/332-5739

MID-ATLANTIC
Correct Craft, Inc.
GEORGE DICK
Rt. 173
Bloomsbury, N.J. 08804
201/479-6810

MARTINIQUE

As exciting as the Caribbean Isle, Correct Craft introduces the latest in inboard runabouts, 19' in length with interior styling and comfort features reflecting today's standards of excellence. Correct Craft Martinique is the only deep-V inboard luxury runabout on the market today. Combine Correct Craft's 50 years of boat building experience with the needs of today's boaters and Correct Craft will have your boat.

From the world famous Ski Nautique to the all new Martinique.

COME JOIN USON THE WATERS OF THE WORLD!

Contact your local dealer or regional warehouse today for a test ride.

P.O. BOX 13389, ORLANDO, FLORIDA U.S.A. 32859
PHONE 305/855-4141 • TELEX 56-7424

Correct Craft