


PRE-OPERATION CHECKLIST

-CAUTION-


LOW OIL LEVELS



Check engine oil & transmission fluid levels prior to engine use. Certain engine angle installations may result in lower oil levels than originally supplied from the factory. Please refer to owner's manual for proper filling instructions, and engine oil specifications.


Re-check oil levels immediately after running engine.

FIRST OIL CHANGE FOLLOWING ENGINE BREAK-IN SCHEDULE:




This engine is shipped with break-in engine oil. This oil should be left in for the first 5 hours of operation. Any time after 5 hours, but no later than your recommended 25-Hour Inspection, the engine oil and filter must be changed. Inspection, the engine oil and filter must be changed.

-CAUTION-



All engines are fully winterized when they leave Pleasurecraft Engine Group. If an engine is operated by a boat manufacturer or anyone else it will be necessary to re-winterize after each use.

IMPORTANT!



The Low Pressure Fuel Pump Connector has been disconnected at Pleasurecraft Engine Group. This is to ensure that the fuel pump does not operate dry during production installation procedures. Boat Manufacturer must make sure to reconnect the fuel pump electrical connection prior to Lake Test.

Please refer to your owner's manual for further information.

PLEASURECRAFT ENGINE GROUP

LEVITATOR PCM marine engines CRUSADER ENGINES



R143XXX