


2006 Nautiques

The All New Super Air Nautique 220



The All-New Super Air Nautique 220. A work of art from every angle. Introduced to you as the “Core Wakeboard” boat for the 2006 model year. Everywhere you look the 220 excels the competition. These next few pages will give you a good look at what the 220 has to offer your customers who want the very best. The 220 is it.



2006 Nautiques

The All New Super Air Nautique 220

Bow features and appointments

Four stainless steel cup holders give lots of space for drinks for the whole group with a look of class. A 12 volt hot plug on the starboard side makes it easy to plug in



The bow interior is designed like the 211 with additional depth in the front and very good back support. The wrap around luxury of premium vinyl hand sewn with double top stitching carefully framing the edge makes this one of the best seats in the house.




The self draining bow area empties into the bilge where the dual automatic pumps are on duty. This helps eliminate stagnant water under the carpet or cushions. (A)

Stainless steel hand rails are well placed and easy to reach so everyone will feel safe at all times.

All three seat cushions raise for easy access to the large communicating storage area. (1,2,3)

Snap in/out carpet in the bow is a great feature that allows the owner the option of either carpet or non-skid walking surface. The non-skid is diamond shaped, which is to repair than the industry standard oval shape.



2006 Nautiques

The All New 220

Bow features and appointments

A recessed bow walk through firmly holds the bow filler cushion giving the choice of more seating or an open walk way.



Console area and walk-thru

New millennium header gives a bold look to the taller, more protective windshield. Longer wing-tips make a strong statement of style with function.



Removable cooler with walk-thru access is a great feature for those long days on the water with boat load of friends.



2006 Nautiques

The All New Super Air Nautique 220

Console area and walk-thru

The infused fiberglass lid gives a clean and open look at the MP3 ready stereo in the self draining glove box. An elegant touch just for protecting your tunes.



Killer sound starts on the port side under the observer's console where the side mounted 10" sub-woofer and amps are protected from the elements. Just raise the gull wing seat with two gas struts and its all right there for easy access.



Primary battery access is easy in the port side storage area that still offers space for all the stuff that just has to go along.



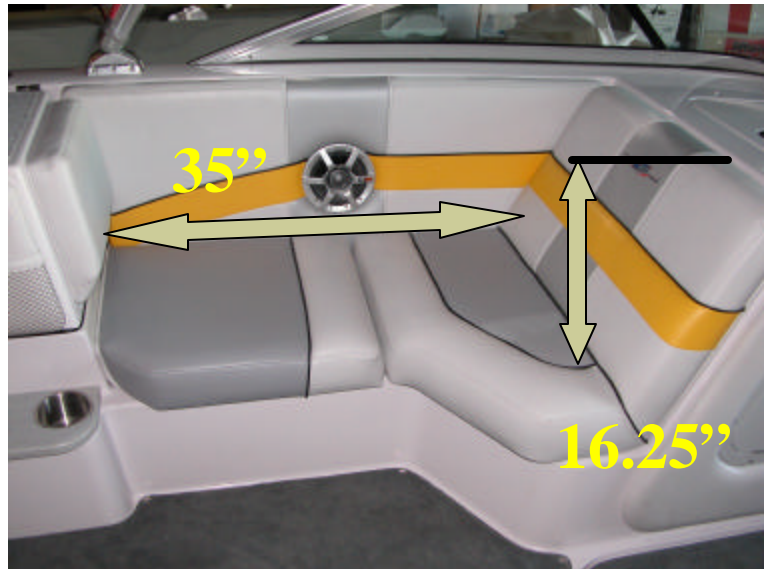
2006 Nautiques

The All New Super Air Nautique 220

Observer's seat and storage

With room for two facing inboard or one reclining the new observer's seat is a pure luxury right down to the built in lumbar style back support. You may not even want to ride once you sit here.

The observers area is a great place to relax with a full 35 inches of seating surface and over 16 inches of lean back height. On top of that there are still several inches to spare so your head doesn't touch the windshield.



Removable port lean back storage option gives a multitude of uses such as dry storage inside and a dual back rest. It also makes a great stepping area to load or retrieve boards from the rack with ease no matter rough the water gets.



A clever hidden storage area with a security net is found behind the port lean back.



2006 Nautiques


The All New Super Air Nautique 220

Interior and surface materials

Modern carbon fiber style upholstery accents can be found in many places around the interior. Not only do they add a nice contrast and eye appeal, they make an ideal location for the hot new look of the embroidered Super Air Nautique logo.



A cool touch in the hot sun feels wonderful on the branded cool grey non-skid padding found on the swim platform and key standing areas. This new material resists chalking fading far better than materials chosen by other companies. Water resistant nylon netting enhances functional storage without cleanup hassles.



Courtesy lights are in all the right places. Two are near the floor amidships plus one is located in the port side built in cooler just in case you get thirsty after sundown. The cooler is self draining to the bilge just as you'd expect and it even has a little shelf for small dry goods.

Four stainless steel cup holders provide lots of convenient places to keep your drink. The non-skid covered step area also houses one of the heater hose pull outs for rear passengers to share.



2006 Nautiques

The All New Super Air Nautique 220

Deeply recessed hand rails give both passengers in the port and starboard rear seats a place to hang on during tight maneuvering. Two more stainless steel cup holders bring the total to eleven.



Storage in abundance is located under each side of rear seating areas. Simply lift the cushions and slip your board or skate right in. Best of all it communicates to the transom access hatch so things can go in or out from either end.



With an amazing 40 inches on the port and over 36 inches on the starboard, the rear seating area is the ideal spot to witness all the action behind the boat. Of course there is room for two if a whole crowd comes along. The forward facing lean back on each side has lumbar style support built in so passengers can relax in comfort.



2006 Nautiques

The All New Super Air Nautique 220

If you want only the best seat in the house, we've got you covered. You want to look forward, we've got you covered. You want to look backward, we've got you covered. You want to look like the coolest person on the planet, the removable and reversible rear seat is what you need. Flip the paddle latches and spin it around to the middle of the boat and then you can decide which way you want to face. No matter your preference the Super Air Nautique 220 offers you the unique option of having it your way.



2006 Nautiques

The All New Super Air Nautique 220


The Super Air 220 continues to impress when you raise the engine cover and don't see the engine. Most companies waste that space in their v-drives, but not Correct Craft. The molded fiberglass storage tray offers a whopping 3.5 cubic feet of storage. Just in case you get some water in there the drain holes will allow it to drop into the bilge. When it is empty you'll see that famous Nautique logo.



It's a terrible thing to not be able to reach your stuff when you're on the platform. In the 220 it's not a problem. The huge rear access hatch gives you plenty of room to reach in and grab what you need. The custom designed self supporting hinges even make it hands free so it's easy to gear up when your turn comes.



Have you got some big stuff to store? If for some reason you can't fit it in the regular storage areas just pull out the self securing Sun Pad Cargo Net. Made of a super stretchy nylon compound with custom made fasteners the sun pad cargo net will hold wakeboards, tubes, surfboards and just about anything else that you want to keep in the boat. To latch the fastener just grab the net near the pin, rotate it 180 degrees clockwise to the opposite side of the catch, push it down in the hole and let the tension of the net pull it around into the locked position. What could be easier?



2006 Nautiques

The All New Super Air Nautique 220


The driver is in charge behind the wheel of the 220. The swivel bucket seat can also come with a flip up bolster when a little extra height is needed. The Sport Shift is exactly where you'd expect it to be and you can see the second, pull out heater hose for the rear passengers just behind the seat.



The driver's foot well is recessed to give even more leg room, plus it has snap in/out carpet and is self draining. Ballast gauges are readily in view by the right knee just above a nifty recessed storage bin. The driver's personal heater hose is located just ahead of the courtesy light under the master switch.



The 75 inch long locker is huge especially considering that there is 300 pounds of ballast capability in there as well. The Nautique logo on the waterproof locker pad adds another branded image. A larger latch is used to make accessing this area a breeze. The entire floor has snap in/out carpet over a diamond shape textured surface for easy cleaning and convenient use.



2006 Nautiques

The All New Super Air Nautique 220

The clean look of the fiberglass engine cover is enhanced by the large “Nautiques” logo emblazoned in the finish. This is just point that speaks to the detail in the 220.



The simpler ballast pump system for 2006 is also easier to service. All three pumps are stationed within easy reach inside the front of the engine compartment. Changing a ballast pump impellor or tightening a hose clamp has never been easier.




Service access was a concern in a v-drive until the 220. Simply unbolt the header on either side and lift out the sound dampened panels and there is plenty of room. With the storage areas empty servicing the 220s drive train will be a snap.



2006 Nautiques

The All New Super Air Nautique 220

It seems like there is never any place to put trash in a wakeboard boat. The 220 has a built area just perfect for a removable plastic trash can. We're not talking about a sandwich bag sized can here, we're talking about an office sized can that can hold a full day's worth. The flip up lid is infused glass with the logo molded inside.



The new Flight Control Tower is powerful looking with a bold shape. Swivel board racks offer great storage and convenience. The tower clearance is 6'5" to the floor. Deafcon speakers take up nine inches. The beam inside the coaming pads is an amazing 78 inches making the 220 feel huge inside.

2006 Nautiques

The All New Super Air Nautique 220



The transom has a sitting area designed in to make gearing up easier and safer.




Deeply recessed fuel fills are found on both sides for fueling convenience.



Curved chutes exhaust water cleanly without disturbance and without riding up the side.



Styling cues like strong deck lines are accentuated by the aggressive new vent cover. With a combination of elevation and relief plus the Air logo this new piece exudes a bold attitude.



The 220s Hydro-Gate is wider than the SV-211 in concert with the wider and more pronounced tunnel give the rider just the wake they want.