

**2001**  
**Nautiques**



***The Choice Is Yours***

Ski Nautique


Sport Nautique

Nautique Super Sport

Air Nautique

Pro Air Nautique

Super Air Nautique




When it comes to designing  
tournament inboard ski boats,  
marine manufacturers have  
choices to make. At

## ***No Wake Zone***

Correct Craft, we choose  
to be the leader.

C h o o s e a

Message From The President.....
Craftsmanship & Innovation.....
Performance.....
Ski Nautique.....
Sport Nautique.....
Nautique Super Sport.....
Air Nautique.....
Pro Air Nautique.....
Super Air Nautique.....
Montage.....
Specifications & Colors.....
Technology.....
Nautique Owners Association.....
Fashion Nautique.....



## T r e n d s e t t e r

.....	5
.....	6
.....	8
.....	12
.....	14
.....	16
.....	20
.....	22
.....	24
.....	26
.....	28
.....	32
.....	34
.....	35

## *The Air Force*

Ahead of the latest trends,

Correct Craft designed and

built the first ever wakeboarding

boat — the Air Nautique®.

The sport has never

been the same.








# Our Story

Choose the Best



Dear Friends,

As we come to the end of the 2000 model year and the celebration of our Diamond Anniversary, we are reminded that as we enter into the 2001 model year, there is another anniversary to celebrate, the 40th Anniversary of the Ski Nautique. Both of these anniversaries give us the opportunity to reflect upon the rich history, innovation, leadership and growth of Correct Craft. The common thread that has kept the oldest family-operated and owned boat manufacturing company in the world strong and on the leading edge for 76 years has been to put God first in everything we do.

We are proud of our Correct Craft team and the tireless effort and determination they have put into designing and building what are recognized as the finest waterski and wakeboard boats in the world. In 2000, we were chosen as the towboat for the Hyperlite Tour, the Liquid Force 100 Days on Water Tour, the DoubleUp Experience Tour and Ski America Tour. In addition to all of the tours we participated in last year, Correct Craft has pulled all IWSF World Water Ski Championships since 1993 and will be pulling the 2001 Worlds. In the world of wakeboarding, Correct Craft has pulled the WWA Wakeboard Nationals for eight consecutive years. Plus, we are the towboat for the WWA World Wakeboard Championships for the fifth consecutive year and we have also been chosen as the exclusive towboat for all Canadian National Series Events for the next five years.

In the field of technology, Correct Craft has consistently been the industry pioneer. We designed and patented the first Flight Control Tower™, that is copied by manufacturers worldwide, and an onboard ballast system that has revolutionized wakeboarding. We invented the award-winning Total Surface Control™ hull on the Ski Nautique and Total Wake Control™ hull on the Pro Air Nautique, as well as the first keyless ignition system in the tournament inboard industry.

Correct Craft is committed to being the industry leader and innovator in product development, technology and most important, customer service. Our passion for excellence and commitment to leadership is just as strong today as it was 76 years ago when my grandfather, Walter C. Meloon, founded the company. Thank you for considering Nautiques by Correct Craft. We want to be your boat-builder and would be happy to welcome you to our family of boat owners from around the world.

We know that we must meet your standards and pass your test. Call your nearest dealer for a demonstration; the choice will be clear.

Walter N. Meloon  
President/CEO

## Proverbs 3:5-6

*Trust in the Lord with all thine heart; and  
lean not unto thine own understanding.  
In all thy ways acknowledge Him, and  
He shall direct thy paths.*



# Craftsmanship & Innovation

Choose an Innovator



Correct Craft follows a simple formula when creating absolutely the best towboats in the industry. First, we design the most innovative, cutting-edge inboard boats in the world. Second, we build them to exacting specifications.

EVERY 2001 Nautique features a state-of-the-art Smart Pod™ that has

been designed for greater functionality. This highly acclaimed, ergonomically designed helm is richly enhanced by either optional graphite or burlwood-style trim and offers three types of sophisticated digital technology.

Correct Craft Cruise by PerfectPass® and the PerfectPass® Wakeboard Digital Pro System


accurately measure speed with a paddle-wheel mounted through the bottom of the hull.

The PerfectPass® Digital Pro System, a more sophisticated speed control system produced to handle the rigors of traditional three-event waterskiing, is the choice of water ski professionals.

**THERE IS A DEFINITIVE DIFFERENCE  
BETWEEN BEING AN INNOVATOR AND  
BEING A LEADER. CORRECT CRAFT  
IS BOTH.**

**More for 2001:** ABS vinyl-clad vacuum-formed side console, tilt steering, Teleflex® gauges and speedometer, and a brand-new feature to the tournament industry—touch sensitive backlit console for better visibility at night.








# Performance

Choose the Exceptional



Accelerate with ease. Reach top speed. The control is phenomenal. The ride is dry. This is what you can expect from Nautiques by Correct Craft. We put every Nautique to the test ourselves. Before it ever leaves the factory, it has met our toughest standards. To fully understand

the cutting-edge performance of a Nautique, consider the partnerships Correct Craft maintains with industry leaders Pleasurecraft Marine Engines (PCM®), veteran engine supplier; Johnson Propellers, makers of OJ Props®; and Teleflex control

systems. No wonder the majority of the world's best water ski and wakeboard performances are set behind Nautiques!

**FLAWLESS HANDLING. UNMATCHED PRECISION. ONE-OF-A-KIND WAKE. SUCH ARE THE EXTRAORDINARY PERFORMANCE CHARACTERISTICS YOU'VE COME TO EXPECT IN A NAUTIQUE.**

Because Correct Craft demands only the best, we choose the PCM® flagship GT-40 for its outstanding performance, unmatched reliability, unequaled durability, and the industry's strongest warranty.



PCM 5.8 HO

PRO BOSS  
GT-40

PCM  
marine engines

25th Anniversary  
1968-1993

Correct Craft Marine

### The Number One Engine In The World!

For 25 years, PCM has been the world's leading manufacturer of gasoline inboards and the exclusive power for Correct Craft's premium ski boats. Since the beginning, the Ford 5.8L, 351 cid power plant has been the preferred choice, with over 100,000 PCM 5.8s built in that time. The latest rendition, the PCM GT-40, has become the most popular ski engine in our history by reaching unprecedented levels of customer satisfaction.

GT-40 has consistently achieved the highest in Customer Satisfaction Ratings because of its:

- Outstanding Performance
- Proven Durability
- Documented Reliability
- Unsurpassed Buyer Protection Plan

Correct Craft and PCM: 25 years of Inboard Excellence.

GT-40 MPI

310 HP







# *Nautiques*



Ski Nautique

Sport Nautique

Nautique Super Sport

*No Wake Zone*





"Quality, reliability, and performance...these are the things that are important. **THE CHOICE IS YOURS** has them all. During the past 17 years, my Ski Nautique has been my only boat. When I turn around a buoy, I know that the pull is going to be there every time. I don't even notice the wake behind my boat." **Andy Mapple - Pro**



#### Specifications:


LOA	19' 6" / 5.94m
LOA w/ platform	20' 8.75" / 6.32m
Lifting ring centers	17' 2.5" / 5.24m
Fuel tank capacity	35 gal. / 132 ltr.
Draft	24" / .61m
Approx. wt.	2570 lb. / 1,165 kg
Beam	91" / 2.31m
Max. capacity 6 people	1,110 lbs.





ortant to me and Correct Craft  
ue has never let me down.  
ry time, instantaneously. Plus,  
ofessional Water Skier

## Ski Nautique



Boat shown with silver cloud deck and stripe and red hull.

Almost four decades ago, Correct Craft introduced a boat that has come to define the tournament industry—the Ski Nautique. Since its debut, it has led the industry in innovation, performance and technology, year after year.

Its Total Surface Control™ (TSC) hull delivers the flattest wake on the water. It's no surprise that all current world slalom records have been set behind this legendary towboat, not to mention the countless personal bests of skiers around the world.

Here are just a few of Ski Nautique's winning features: an ergonomically designed Smart Pod that features the latest in digital technology; convenient, lockable, hidden stern trunk; teak boarding platform; enclosed lockable forward storage easily accessed through the double-wide observer seat; in-floor cooler; air/water temperature gauge; Teflon-impregnated tow pylon; and more!







"Before choosing Nautique, we test drove the primary boats on the market.  
**THE CHOICE IS YOURS** Correct Craft's 76 years of boat building, superior engineering, attention to detail, and obvious commitment to the customer were well worth the wait.  
*The Ullrich Family - Dallas, Texas*



#### Specifications:


LOA	21' 1.75" / 6.44m
LOA w/ platform	22' 6.75" / 6.88m
Lifting ring centers	19' 8.5" / 6.01m
Fuel tank capacity	30 gal. / 113 ltr.
Draft	24" / .61m
Approx. wt.	2590 lb. / 1,310 kg
Beam	91" / 2.31m
Max. capacity 9 people	1,250 lbs.





et and determined that  
engineering and quality,  
worth every penny."

## Sport Nautique



Boat shown with neutral hull and deck, forest green stripe and zephyr secondary stripe.

The Sport Nautique can best be summarized in one word—versatility. This powerful towboat offers a flat, round wake for skiers, or at wakeboard speeds has the perfect shaped wake. Choose the optional patented Launch Control System™ to create even bigger wakes.

The Sport Nautique has a spacious open-bow to allow more friends and family to join in the fun! There's more than enough room for everyone's gear in the forward storage space found under the passenger seat, or in the huge transom locker. There's even an in-floor locker and passenger side cooler/storage compartment.

The Sport Nautique offers a brand-new, handsome Smart Pod and console housing the latest in digital technology; a waterproof Clarion® Marine stereo; Teflon-impregnated tow pylon; and so much more.







"The first time we drove a Nautique, it handled like a luxury sports car.  
**THE CHOICE IS YOURS** very easy to drive. Our Nautique is the best built tow  
We've made the comparison and our family will not buy anything but Na  
**Gary and Kathy Van Ryn - Los Angeles, California**



#### Specifications:


LOA	21' 1.25" / 6.43m
LOA w/ platform	22' 6" / 6.86m
Lifting ring centers	20' 1.5" / 6.14m
Fuel tank capacity	39 gal. / 147 ltr.
Draft	28" / .71m
Approx. wt.	3190 lb. / 1,446 kg
Beam	91" / 2.31m
Max. capacity 9 people	1,250 lbs.





...smooth, comfortable, and  
boat that money can buy.  
unique."

## Nautique Super Sport



Boat shown with silver cloud hull and deck and zephyr stripe.

Correct Craft's Nautique Super Sport is the ultimate family towboat. Whether you're behind the wheel, behind the boat, or taking in the action from its open bow, you're guaranteed to experience the ride of your life!

No detail is overlooked. The boat's popular V-drive design allows for arena-style seating with plenty of space for coolers and gear. The large sundeck, with dry storage space beneath its convenient three-piece hatch, provides the ultimate lounging area.

The Nautique Super Sport has it all. Smart Pod. Driver's side console. Teflon-impregnated rear tow pylon. In-floor ski locker. A state-of-the-art Clarion Marine stereo. Plus, a 39-gallon fuel tank—giving your crew more time to play!







AIR  NAUTIQUE<sup>®</sup>



Air Nautique

Pro Air Nautique

Super Air Nautique

*The Air Force*





"Hands down, it's the absolute best on the market. What a difference! **THE CHOICE IS YOURS** performance is incredible. There's no drag whatsoever doubt about it...you get what you pay for."

*Jeff and Cristal Dongilli - Orlando, Florida*



#### Specifications:

LOA	21' 1.75" / 6.44m
LOA w/ platform	22' 6.75" / 6.88m
Lifting ring centers	19' 8.5" / 6.01m
Fuel tank capacity	30 gal. / 113 ltr.
Draft	24" / .61m
Approx. wt.	2890 lb. / 1,310 kg
Beam	91" / 2.31m
Max. capacity 9 people	1,250 lbs.





ou barely tap the throttle and the  
and the wake is phenomenal. No

## Air Nautique



When early wakeboarders started riding behind a ski boat and creating home remedies to make larger wakes, Correct Craft took notice. It became our mission to design a wakeboarding boat for this emerging sport.

Just as Correct Craft revolutionized waterskiing by building the Ski Nautique, the development of the Air Nautique's optional patented, fully-indexing Flight Control Tower™ has revolutionized wakeboarding. Opt for the patented Launch Control System™ that adds more than 400 lbs. of ballast, and the advanced PerfectPass® Wakeboard Digital Pro System for a world-class ride.

In addition to offering an all-around wake, the Air Nautique features state-of-the-art equipment and plenty of room for all your gear. Standard features include a waterproof Clarion Marine stereo, sophisticated Smart Pod, Teflon-impregnated tow pylon, a teak boarding platform and spacious in-floor locker.

Boat shown with silver cloud hull and deck, navy stripes and sea blue secondary stripe.







"The shape of the wake is what I love the most. With its smooth transition  
**THE CHOICE IS YOURS** into the wake super fast and the landings are soft. The  
 and the cockpit is so plush that driving it is almost more fun than wakeboarding  
**Greg Nelson - Founder and President of the DoubleUp**



#### Specifications:

LOA	21' 1.75" / 6.44m
LOA w/ platform	22' 6.75" / 6.88m
Lifting ring centers	19' 8.5" / 6.01m
Fuel tank capacity	30 gal. / 113 ltr.
Draft	24" / .61m
Approx. wt.	2890 lb. / 1,310 kg
Beam	91" / 2.31m
Max. capacity 9 people	1,250 lbs.






ion and perfect pitch, I can crank  
e Pro Air responds so effortlessly  
boarding behind it."

Wakeboards

## Pro Air Nautique



Boat shown with silver cloud deck and stripe and black hull.

The award-winning Pro Air Nautique with its TWC™ (Total Wake Control) hull offers a superior and proven wake. Its traditional big and smooth wake is a system used to train many champions and locals alike. The Pro Air was the first wakeboard boat built from the wake up. Also, it was the original wakeboard boat to house a totally integrated ballast system. Correct Craft engineers and riders concentrated on creating a wake that is usable from multiple line lengths. This was achieved by paying detailed attention to the wake's shape, making both wake approaches at speed or wake-to-wake easier and more enjoyable. The Pro Air Nautique wake is known as a "meaty" wake which means the wakeboarder rides up the wake not through it.

Standard are the utility and design patent-ed, fully-indexing Flight Control Tower; the patented Launch Control System™; a Teflon-impregnated 45" extended tow pylon; spacious in-floor locker; Clarion Marine stereo; the Smart Pod with digital technology; and Air graphics.







"I've ridden behind every boat and it is simply the best. The Correct Craft  
**THE CHOICE IS YOURS** needs of the riders and designs the boats accordingly. I  
 Super Air Nautique because it has the best-shaped wake and the most solid  
**Shaun Murray - Professional Rider**



#### Specifications:


LOA	21' 1.25" / 6.43m
LOA w/ platform	22' 6" / 6.86m
Lifting ring centers	20' 1.5" / 6.14m
Fuel tank capacity	39 gal. / 147 ltr.
Draft	28" / .71m
Approx. wt.	3190 lb. / 1,466 kg
Beam	91" / 2.31m
Max. capacity 9 people	1,250 lbs.





raft team truly listens to the  
I perform better behind a  
olid pull of any boat out there."

## Super Air Nautique



Boat shown with silver cloud hull and deck and red stripe.

This incredibly powerful V-drive towboat is top in its class. With a standard PCM 5.8 liter, GT-40 multi-port 310 HP, EFI engine, you're guaranteed power at your fingertips.

The V-drive configuration of the Super Air Nautique is the "caddy" of relaxed comfort. Its open layout is the hottest ticket of the season...let alone the wake it produces with its rear mounted engine and patented Launch Control System™.

The Super Air's wake produces a steeper, more jacked-up type of ramp with little effort. At any line length, wake-to-wake riders like it for its predictable quarter-pipe feel that allows for big transition-to-transition moves at long line lengths.

When you want to take a break from the action, the Super Air Nautique has all the room you need—spacious sundeck; arena-style seating; and full-length open-bow lounge area. Enjoy!







1226 May 26-28, 2000  
**MASTERS**  
 Waterski & Wakeboard Tournament

Presented by:




**NO BOUNDARIES**  
 FOR OUTFITTERS



**PAVILION PASS**  
 General Admission

**THREE DAY**



**John 7:38 KJV**  
*He that believeth on me, as the scripture  
 hath said, out of his heart shall flow  
 rivers of living water.*





### Isaiah 43:2 KJV

When thou passest through the waters, I will be with thee; and through the rivers, they shall not overflow thee...





# Equipment Specifications & Color Guide

## Ski Nautique



### STANDARD EQUIPMENT:

PCM® GT-40 310hp Multi-Port EFI  
PCM Power Plus® Transmission  
w/1.23 : 1 Reduction  
Clamshell Engine Box  
Gas Shocks on Engine Box Top  
Teflon-impregnated Pylon  
Oil Drain Kit  
28 oz. Carpet  
Stern Seat with Trunk  
Removable Center Stern  
Seat Cushion  
4-Blade, Progressive-Pitch Propeller  
Removable Teak Boarding Platform  
5 Cubic-Feet of Trunk Storage

### Dash Pod and Side Console

Adjustable Driver's Seat  
Gullwing Observer's Seat  
w/Gas Shocks  
Locking In-Dash Storage Cooler  
In-Floor Cooler  
Tilt Steering Wheel  
Wood Grain or Carbon Fiber  
Accent Panels  
Teleflex® Gauges w/5-Year Warranty  
Teleflex® Speedometer  
Serial Switching  
Circuit Breakers Located in a  
Water-Resistant Box  
Keyless Ignition  
12-Volt Receptacle (1)  
Clarion® AM/FM CD Marine Stereo  
Side Console Accent Panel  
w/Space for 5 Additional Gauges  
Storage Tray/Net Bag for  
Misc. Items  
Emergency Engine Shut-Off Switch

### Exterior

Signature Striping/Graphics

### Construction

All Composite Construction  
AME 5000® Modified Epoxy Resin  
Centek Hull Hugger Muffler  
Transom Tow Ring  
Lifting Rings (Functional)  
Laser-Aligned Underwater Gear  
Limited Lifetime Warranty  
(Transferable up to 5-Years)  
Total Surface Control™ Hull w/Spray  
Relief Pockets  
Transom Grab Rail  
Rule Computer Bilge Pump

### OPTIONAL EQUIPMENT:

PCM® Apex™ 320hp Multi-Port EFI  
PCM® Python™ 430hp Multi-Port EFI  
Air/Water Temperature Gauge  
Stereo Remote Control  
Clarion® 6-Disc CD Changer  
Depth Finder  
PerfectPass® Correct Craft  
Cruise™ Control  
PerfectPass® Digital Pro System  
PerfectPass® Wakeboard  
Digital Pro System  
Battery Safety Switch  
Cargo Net  
Cleats, Pop-Up (Bow, 2)  
Cleats, Pop-Up (Stern, 2)  
Clock  
Courtesy Light Under Bow  
T-Handle Drain Plug w/Alarm  
Electronic Stern Seatback Actuator  
Fire Extinguisher, Automatic  
System  
Fresh Water Cooling  
Fresh Water Flush  
3-Speed Heater w/Defroster  
Loveseat Extension  
Oil Drip Pan  
Hot/Cold Shower  
Teflon-impregnated Extended Pylon  
Walk-Through Windshield  
Dripless Packing Gland

## Sport Nautique



### STANDARD EQUIPMENT:

PCM® GT-40 310hp Multi-Port EFI  
PCM Power Plus® Transmission  
w/1.23 : 1 Reduction  
Clamshell Engine Box  
Gas Shocks on Engine Box Top  
Teflon-impregnated Pylon  
Oil Drain Kit  
28 oz. Carpet  
In-Floor Ski Locker  
Removable Center Stern  
Seat Cushion  
4-Blade, Progressive-Pitch Propeller  
Removable Teak Boarding Platform  
14 Cubic-Feet of Trunk Storage

### Dash Pod and Side Console

Adjustable Driver's Seat  
Gullwing Observer's Seat  
w/Gas Shocks  
Locking In-Dash Storage Cooler  
Tilt Steering Wheel  
Walk-Through Windshield  
Wood Grain or Carbon Fiber  
Accent Panels  
Teleflex® Gauges w/5-Year Warranty  
Teleflex® Speedometer  
Serial Switching  
Circuit Breakers Located in a  
Water-Resistant Box  
Keyless Ignition  
12-Volt Receptacle (1)  
Clarion® AM/FM CD Marine Stereo  
Side Console Accent Panel  
w/Space for 5 Additional Gauges  
Storage Tray/Net Bag for  
Misc. Items  
Emergency Engine Shut-Off Switch

### Exterior

Signature Striping/Graphics

### Construction

All Composite Construction  
AME 5000® Modified Epoxy Resin  
Centek Hull Hugger Muffler  
Transom Tow Ring  
Lifting Rings (Functional)  
Laser-Aligned Underwater Gear  
Limited Lifetime Warranty  
(Transferable up to 5-Years)  
Spray Relief Pockets  
Transom Grab Rail  
Rule Computer Bilge Pumps (2)

### OPTIONAL EQUIPMENT:

PCM® Apex™ 320hp Multi-Port EFI  
PCM® Python™ 430hp Multi-Port EFI  
Air/Water Temperature Gauge  
Stereo Remote Control  
Clarion® 6-Disc CD Changer  
Depth Finder  
T-Handle Drain Plug w/Alarm  
PerfectPass® Correct Craft  
Cruise™ Control  
PerfectPass® Digital Pro System  
PerfectPass® Wakeboard  
Digital Pro System  
Air Graphics  
Battery Safety Switch  
Cargo Net  
Cleats, Pop-Up (Bow, 2)  
Cleats, Pop-Up (Stern, 2)  
Clock  
Courtesy Light Under Bow  
Flight Control Tower™ Folding  
Design w/ Captive Fastener  
Launch Control System™ w/Assist  
Pumps & Ballast Tank Gauges (2)  
Fire Extinguisher, Automatic  
System  
Fresh Water Cooling  
Fresh Water Flush  
3-Speed Heater w/Defroster  
Loveseat Extension  
Oil Drip Pan  
Hot/Cold Shower  
Teflon-impregnated Extended Pylon  
Dripless Packing Gland



Inch for inch, the 2001 Nautiques offer exceptional standard equipment built and designed with your passion in mind. In addition, the more popular options for specific applications are available. For complete details on specifications or performance data, visit your authorized Correct Craft dealer!



## Nautique Super Sport



### STANDARD EQUIPMENT:

PCM® GT-40 310hp Multi-Port EFI  
Oil Drain Kit  
Removable Center Stern  
Seat Cushion  
4-Blade, Progressive-Pitch Propeller  
Removable Teak Boarding Platform  
Teflon-Impregnated Pylon, Aft of  
Stern Seat (Standard Height Only)  
3-Piece Rear Hatch/Sundeck  
28 oz. Carpet  
In-Floor Ski Locker  
28 Cubic-Feet of Trunk Storage

### Dash Pod and Side Console

Adjustable Driver's Seat  
Gullwing Observer's Seat  
w/Gas Shocks  
Locking In-Dash Storage Cooler  
Walk-Through Windshield  
Tilt Steering Wheel  
Wood Grain or Carbon Fiber  
Accent Panels  
Teleflex® Gauges w/5-Year Warranty  
Teleflex® Speedometer  
Serial Switching  
Circuit Breakers Located in a  
Water-Resistant Box  
Keyless Ignition  
12-Volt Receptacle (1)  
Clarion® AM/FM CD Marine Stereo  
Side Console Accent Panel  
w/Space for 5 Additional Gauges  
Storage Tray/Net Bag for  
Misc. Items  
Emergency Engine Shut-Off Switch

### Exterior

Signature Striping/Graphics

### Construction

All Composite Construction  
AME 5000® Modified Epoxy Resin  
Centek Inverta-Flo Muffler  
Lifting Rings (Functional)  
Laser-Aligned Underwater Gear  
Limited Lifetime Warranty  
(Transferable up to 5-Years)  
Spray Relief Pockets  
Transom Grab Rail  
Rule Computer Bilge Pumps (2)

### OPTIONAL EQUIPMENT:

PCM® Apex™ 320hp Multi-Port EFI  
PCM® Python™ 430hp Multi-Port EFI  
Air Graphics  
Air/Water Temperature Gauge  
Stereo Remote Control  
Clarion® 6-Disc CD Changer  
Depth Finder  
Flight Control Tower™ Folding  
Design w/Captive Fastener  
Launch Control System™ w/Assist  
Pumps & Ballast Tank Gauges (2)  
PerfectPass® Correct Craft Cruise™  
PerfectPass® Digital Pro System  
PerfectPass® Wakeboard  
Digital Pro System  
Battery Safety Switch  
Cleats, Pop-Up (Bow, 2)  
Cleats, Pop-Up (Stern, 2)  
Clock  
Courtesy Light Under Bow  
Transom Drain Plug w/Alarm  
Fire Extinguisher, Automatic  
System  
Fresh Water Cooling  
Fresh Water Flush  
3-Speed Heater w/Defroster  
Loveseat Extension  
Oil Drip Pan  
Hot/Cold Shower  
Stern Light Retractable  
Electrically-Actuated  
Dripless Packing Gland

## 2001 Engine Selection



GT-40 MPI 310 HP



Python™ 430 HP MPI



Apex™ MPI 320 HP



Power Plus®  
Transmission

Brass Sherwood  
Pump

Fuel Control  
Cell®

Adjust-a-Flex™  
Motor Mount



# Equipment Specifications & Color Guide

## Air Nautique



### STANDARD EQUIPMENT:

PCM® GT-40 310hp Multi-Port EFI  
PCM Power Plus® Transmission  
w/1.23 : 1 Reduction  
Clamshell Engine Box  
Gas Shocks on Engine Box Top  
Teflon-Impregnated Pylon  
Oil Drain Kit  
28 oz. Carpet  
In-Floor Ski Locker  
Removable Center Stern  
Seat Cushion  
4-Blade, Progressive-Pitch Propeller  
Removable Teak Boarding Platform  
14 Cubic-Feet of Trunk Storage

### Dash Pod and Side Console

Adjustable Driver's Seat  
Gullwing Observer's Seat  
w/Gas Shocks  
Locking In-Dash Storage Cooler  
Tilt Steering Wheel  
Walk-Through Windshield  
Wood Grain or Carbon Fiber  
Accent Panels  
Teleflex® Gauges w/5-Year Warranty  
Teleflex® Speedometer  
Serial Switching  
Circuit Breakers Located in a  
Water-Resistant Box  
Keyless Ignition  
12-Volt Receptacle (1)  
Clarion® AM/FM CD Marine Stereo  
Side Console Accent Panel  
w/Space for 5 Additional Gauges  
Storage Tray/Net Bag for  
Misc. Items  
Emergency Engine Shut-Off Switch

### Exterior

Signature Striping/Air Graphics

### Construction

All Composite Construction  
AME 5000® Modified Epoxy Resin  
Centek Hull Hugger Muller  
Transom Tow Ring  
Lifting Rings (Functional)  
Laser-Aligned Underwater Gear  
Limited Lifetime Warranty  
(Transferable up to 5-Years)  
Spray Relief Pockets  
Transom Grab Rail  
Rule Computer Bilge Pumps (2)

### OPTIONAL EQUIPMENT:

PCM® Apex™ 320hp Multi-Port EFI  
PCM® Python™ 430hp Multi-Port EFI  
Flight Control Tower™ (Folding  
Design w/Captive Fastener)  
Launch Control System™ w/Assist  
Pumps & Ballast Tank Gauges (2)  
Air/Water Temperature Gauge  
Stereo Remote Control  
Clarion® 6-Disc CD Changer  
Depth Finder  
PerfectPass® Correct Craft  
Cruise™ Control  
PerfectPass® Digital Pro System  
PerfectPass® Wakeboard  
Digital Pro System  
Battery Safety Switch  
Cargo Net  
Cleats, Pop-Up (Bow, 2)  
Cleats, Pop-Up (Stern, 2)  
Clock  
Courtesy Light Under Bow  
T-Handle Drain Plug w/Alarm  
Fire Extinguisher, Automatic  
System  
Fresh Water Cooling  
Fresh Water Flush  
3-Speed Heater  
3-Speed Heater w/Defroster  
Loveseat Extension  
Oil Drip Pan  
Hot/Cold Shower  
Teflon-Coated Extended Pylon  
Dripless Packing Gland

## Pro Air Nautique



### STANDARD EQUIPMENT:

PCM® GT-40 310hp Multi-Port EFI  
PCM Power Plus® Transmission  
w/1.23 : 1 Reduction  
Flight Control Tower™ (Folding  
Design w/Captive Fastener)  
Launch Control System™ w/Assist  
Pumps & Ballast Tank Gauges (2)  
Clamshell Engine Box  
Gas Shocks on Engine Box Top  
Teflon-Impregnated Extended Pylon  
Oil Drain Kit  
28 oz. Carpet  
In-Floor Ski Locker  
Removable Center Stern  
Seat Cushion  
4-Blade, Progressive-Pitch Propeller  
Removable Teak Boarding Platform  
7 Cubic-Feet of Trunk Storage

### Dash Pod and Side Console

Adjustable Driver's Seat  
Gullwing Observer's Seat  
w/Gas Shocks  
Locking In-Dash Storage Cooler  
Tilt Steering Wheel  
Walk-Through Windshield  
Wood Grain or Carbon Fiber  
Accent Panels  
Teleflex® Gauges w/5-Year Warranty  
Teleflex® Speedometer  
Serial Switching  
Circuit Breakers Located in a  
Water-Resistant Box  
Keyless Ignition  
12-Volt Receptacle (1)  
Clarion® AM/FM CD Marine Stereo  
Side Console Accent Panel  
w/Space for 5 Additional Gauges  
Storage Tray/Net Bag for  
Misc. Items  
Emergency Engine Shut-Off Switch

### Exterior

Signature Striping/Air Graphics

### Construction

All Composite Construction  
AME 5000® Modified Epoxy Resin  
Centek Hull Hugger Muller  
Transom Tow Ring  
Lifting Rings (Functional)  
Laser-Aligned Underwater Gear  
Limited Lifetime Warranty  
(Transferable up to 5-Years)  
Total Wake Control™ (TWC) Hull  
Transom Grab Rail  
Rule Computer Bilge Pumps (2)

### OPTIONAL EQUIPMENT:

PCM® Apex™ 320hp Multi-Port EFI  
PCM® Python™ 430hp Multi-Port EFI  
Air/Water Temperature Gauge  
Stereo Remote Control  
Clarion® 6-Disc CD Changer  
Depth Finder  
PerfectPass® Correct Craft  
Cruise™ Control  
PerfectPass® Digital Pro  
Speed Control  
PerfectPass® Wakeboard  
Digital Pro System  
Battery Safety Switch  
Cargo Net  
Cleats, Pop-Up (Bow, 2)  
Cleats, Pop-Up (Stern, 2)  
Clock  
Courtesy Light Under Bow  
T-Handle Drain Plug w/Alarm  
Fire Extinguisher, Automatic  
System  
Fresh Water Cooling  
Fresh Water Flush  
3-Speed Heater  
3-Speed Heater w/Defroster  
Loveseat Extension  
Oil Drip Pan  
Hot/Cold Shower  
Dripless Packing Gland



**Customize your Nautique to suit your own palette! See your authorized Correct Craft dealer for available graphics and color combinations! In keeping with its commitment for ongoing development, Correct Craft reserves the right to discontinue or modify specifications, models, equipment, colors or prices without any obligation. © 2001 Correct Craft, Inc.**



## Super Air Nautique



### STANDARD EQUIPMENT:

PCM® GT-40 310hp Multi-Port EFI  
Oil Drain Kit  
Removable Center Stern  
Seat Cushion  
4-Blade, Progressive-Pitch Propeller  
Removable Teak Boarding Platform  
Flight Control Tower™ (Folding Design w/Captive Fastener)  
Launch Control System™ w/Assist Pumps & Ballast Tank Gauges (2)  
Teflon-Impregnated Pylon, Aft of Stern Seat (Standard Height)  
28 oz. Carpet  
In-Floor Ski Locker  
20 Cubic-Feet of Trunk Storage

### Dash Pod and Side Console

Adjustable Driver's Seat  
Gullwing Observer's Seat w/Gas Shocks  
Locking In-Dash Storage Cooler  
Tilt Steering Wheel  
Walk-Through Windshield  
Wood Grain or Carbon Fiber Accent Panels  
Teleflex® Gauges w/5-Year Warranty  
Teleflex® Speedometer  
Serial Switching  
Circuit Breakers Located in a Water-Resistant Box  
Keyless Ignition  
12-Volt Receptacle (1)  
Clarion® AM/FM CD Marine Stereo  
Side Console Accent Panel w/Space for 5 Additional Gauges  
Storage Tray/Net Bag for Misc. Items  
Emergency Engine Shut-Off Switch

### Exterior

Signature Striping/Air Graphics

### Construction

All Composite Construction  
AME 5000® Modified Epoxy Resin  
Centek Inverta-Flo Muffler  
Lifting Rings (Functional)  
Laser-Aligned Underwater Gear  
Limited Lifetime Warranty (Transferable up to 5-Years)  
Spray Relief Pockets  
Transom Grab Rail  
Rule Computer Bilge Pumps (2)

### OPTIONAL EQUIPMENT:

PCM® Apex™ 320hp Multi-Port EFI  
PCM® Python™ 430hp Multi-Port EFI  
Air/Water Temperature Gauge  
Stereo Remote Control  
Clarion® 6-Disc CD Changer  
Depth Finder  
PerfectPass® Correct Craft Cruise™ Control  
PerfectPass® Digital Pro Speed Control  
PerfectPass® Wakeboard Digital Pro System  
Battery Safety Switch  
Cleats, Pop-Up (Bow, 2)  
Cleats, Pop-Up (Stern, 2)  
Clock  
Courtesy Light Under Bow  
Transom Drain Plug w/Alarm  
Fire Extinguisher, Automatic System  
Fresh Water Cooling  
Fresh Water Flush  
3-Speed Heater  
3-Speed Heater w/Defroster  
Loveseat Extension  
Oil Drip Pan  
Hot/Cold Shower  
Stern Light Retractable  
Electrically-Actuated  
Dripless Packing Gland

## 2001 Color Guide

### BASE HULL COLORS



Silver Cloud



Neutral

### STRIPE & GRAPHIC COLORS



Zephyr



Hunter Green



Field Green



Navy



Sea Blue



Royal Blue



Plum



Red



Dark Red



Yellow



Charcoal



Black

**Color Selection:** Because of the inherent differences between gelcoat resins and printer inks, the colors shown here are only intended to represent the colors found in your Nautique's hull and vinyls.

\* Reverse color hulls are available for an additional charge. Please see your dealer for details.



# Technology

Choose Innovation



## Keyless Ignition

The 2001 Nautique Smart Pod features an advanced keyless ignition that offers two programmable user ignition codes. If the keypad is left untouched for 10 hours, the system will automatically revert to the locked mode. And, when utilizing your

boat at night, keypad backlights automatically turn on for 10 seconds if any keypad button is pushed, so you won't be left scrambling in the dark.

## Flight Control Tower

Patent #'s: 5,979,350  
& D409972

The utility patented Flight Control Tower® raises the tow rope up to 84" above the floor of the boat, increasing its stability. The all-new folding design allows for an easier fit into most garages and boathouses. Plus, the indexing breakaway fittings with captive fasteners make folding and erecting the tower a breeze.

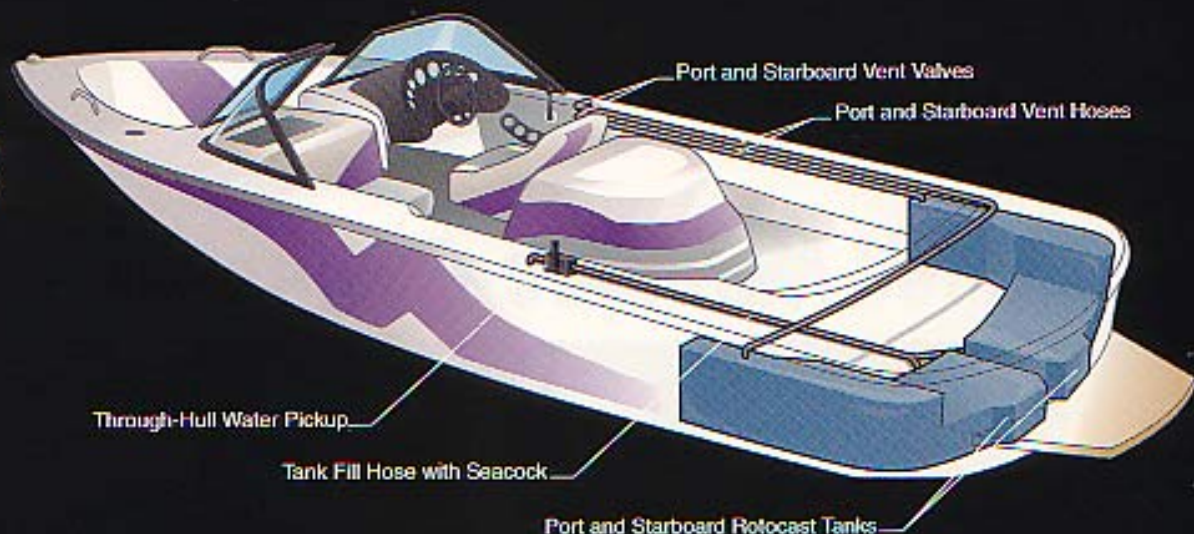
On the Cutting-Edge  
of Technology for 2001  
and beyond.

**TODAY, TECHNOLOGY ADVANCES AT THE SPEED OF LIGHT. FORTUNATELY, CORRECT CRAFT DOES TOO. YOU ENJOY THE BENEFITS OF THIS TECHNOLOGICAL LEADERSHIP.**





# LCS



# TWC



# TSC

## The Patented Launch Control System™ (LCS) Patent #6,044,788

The Launch Control System is a must for serious riders. Developed by Correct Craft in 1997, this revolutionary system is controlled from the helm and has the ability to add more than 400 lbs. of ballast to the stern of the boat by using forward motion or electric pumps to fill and empty the ballast tanks.

## Total Wake Control (TWC) Hull

Riders were looking for an enormous, perfectly sloped wake. Correct Craft stepped up to the challenge and developed the Total Wake Control hull. This innovative, award-winning hull design utilizes large ramping vents on either side of the hull's midpoint to raise the bow and lower the stern, creating a phatter wake without adding excess weight.

## Total Surface Control (TSC) Hull

The Total Surface Control hull by Correct Craft has led the way in hull technology. In fact, all current water skiing world slalom and jump records have been set behind our innovative award-winning hull. Nine design innovations work in unison to produce a phenomenally flat, soft wake.



# Nautique Owners Association®

Choose to be Part of  
the Family



WHEN YOU BUY A BOAT FROM CORRECT CRAFT, YOU GET MORE THAN THE BEST WATER SKI OR WAKEBOARD BOAT IN THE INDUSTRY—YOU GET THE OPPORTUNITY TO EXTEND YOUR FAMILY BY BECOMING A MEMBER OF THE NAUTIQUE OWNERS ASSOCIATION. JUST LIKE MOST FAMILIES, WE GET TOGETHER AND CELEBRATE EACH YEAR.



We invite you to join the Nautique Owners Association and enjoy a variety of fantastic benefits and annual special events. For more information about how you can become a member of the Nautique family, please call toll free 1-888-628-8478 or visit us at [www.nautiques.com](http://www.nautiques.com)




# Fashion Nautique®

YOU CAN SHOW YOUR NAUTIQUE PRIDE YEAR-ROUND WITH 2001 FASHION NAUTIQUE® GEAR. CHOOSE FROM A VARIETY OF SPORTSWEAR FEATURING OUR NEW SIGNATURE LABEL FOUND ONLY ON AUTHORIZED FASHION NAUTIQUE APPAREL.



Choose to be Yourself



To view our full line of fashions, visit us at [www.nautiques.com](http://www.nautiques.com).

For more information, on Fashion Nautique, call your local dealer or call 1-888-628-8478.

**fashion nautique®**  
MADE IN THE USA





**6100 South Orange Avenue  
Orlando, Florida USA 32809**

**Telephone: 407-855-4141**

**Fax: 407-851-7844**

**[www.nautiques.com](http://www.nautiques.com)**

**E-mail: [ski@skinautique.com](mailto:ski@skinautique.com)**



INT League • USA Water Ski • WWA • Water Ski Canada • Pan American Games • Masters Waterski Tournament • Ski Fly Worlds  
Wakeboard Nationals • Wakeboard World Championships • IWSF World Water Ski Championships • IWSF Junior World Water Ski Championships  
Moomba Masters • SeaWorld Adventure Parks (BEC partnership) • U.S. National Championships • USAWS Ski Fly Nationals  
Product Certifications from: NMMA • ABYC • U.S. Coast Guard • USAWSA Approved Towboat • WWA Approved Towboat