

1490

CORRECT CRAFT^{INC.}
®



II Thessalonians 2:15

*"Stand firm and hold
on to the traditions
which you were taught."*



Since 1925, Correct Craft has built a reputation for leadership one boat at a time by delivering the very best in quality, performance and value. This tradition reaches a new pinnacle in 1990 as we launch the most exciting product line in the proud history of the company.

Always the benchmark of ski boat excellence, our Ski Nautique has a bold new look for 1990—achieving a level of overall perfection never before dreamed possible in a competition tow boat. Beautifully redesigned and featuring an incredibly advanced hull configuration, this Ski Nautique is truly worthy of its legendary name.

Our all-new Ski Nautique is the boat skiers have been asking for. Sleek. Powerful. Responsive. Steady. Comfortable. An incredibly flat wake with minimal spray. Once again, Correct Craft leads the way with a complete line of legendary performers. Our popular Sport Nautique is the delight of families and skiers around the globe, and our Barefoot Nautique remains the ultimate specialty craft.

We are genuinely excited about our 1990 product line. We have expanded our dedication to advancing the state of the boat building art and believe that one test ride will convince you that Correct Craft boats are indeed the stuff of which legends are made!

Walter N. Meloon
President/CEO




Correct Craft Ski Team member Mike Kjellander captured the Pro Tour Men Slalom Championship in 1985 and 1988 and won the Masters Men Slalom title in 1989.

Contents:

Introduction	4-5
Ski Nautique	6-7
Sport Nautique	8-9
Barefoot Nautique	10-11
Trailers	12-13
Color Specifications	14-15
Features	16



White Hull, Electric Blue/Ice Blue



THE DAWNING OF A NEW DECADE

1990. The dawning of a new decade. At Correct Craft, we're seizing this opportunity to forge into the future with innovative technological advance. But what does that mean to you?

For starters, it means you get a stronger boat that's actually lighter.

Biaxial fiberglass is one of the keys to this success. Formerly reserved for high performance, offshore racing boats, this substance offers greater strength and impact resistance than woven roving. And because biaxial fiberglass is finely knit into a fabric-like material, it affords the gel coat a sleek, smooth finish without the use of coremat.

Another new key ingredient incorporated into the 1990 models is **Nydacore honeycomb**. This polypropylene coring provides greater strength and is lighter than the balsa core previously used in Correct Craft decks.

Stick all of this together with **100 percent AME 4000 resin** and you have an invincible combination. But Correct Craft didn't stop there.

SKI NAUTIQUE

For the second time in its 29 year history, the company's flagship, the Ski Nautique, has experienced a hull change.

Already renowned for having developed the industry's smoothest ride, the engineers at Correct Craft set their sights on something never before achieved in competition tow boat circles: having the best ride and the lowest wake.

Heretofore, it had been a trade-off—you either had the best ride or you had the best wake, but you didn't have both. Now you can, courtesy of the 1990 Ski Nautique.

Its innovative new hull design ingeniously combines those properties associated with creating a flat wake with those responsible for providing

a smooth ride. The result is a slalom skier's dream, without sacrificing comfort.

Another feature designed into the hull is the **Spray Relief Pockets (SRP's™)**. These nifty little indentations virtually eliminate spray at short line lengths.

Probably the most obvious change to the 1990 Ski Nautique is its new sleek, contemporary appearance. Nice lines and stunning graphics

New to the 1990 model is the aviation-styled dash pod, providing easy to read gauges and accessible components.

Its already Euro-style hull configuration takes on an even more striking appearance with redesigned interior and attractive exterior selections.

BAREFOOT NAUTIQUE

The Correct Craft powerhouse, the Barefoot Nautique has the ability to tame even the most turbulent water into a skiable table for barefooting. The most amazing aspect of this attribute is that it can accomplish this without wreaking havoc on its passengers. Quite the contrary, the Barefoot Nautique touts the industry's most comfortable ride while providing the incredible power required to pull competition-level barefooters.

Barefooters this year can look forward to new overall exterior graphics to complement this craft's already impeccable performance.

TRADITION

While we have strayed somewhat from the conservative appearance of our models this year, we have not strayed from the fine quality and service you can expect from Correct Craft.

We still use kiln-dried fir stringer systems, encapsulated in fiberglass, providing unsurpassed structural strength and vibration absorption.

We continue to lake test each and every boat before it leaves the factory, ensuring that you receive the best product possible.

We have developed a reputation for excellence because we hold fast to traditional values. And as long as you demand the best product possible, we will continue to produce it.



make this boat as aesthetically pleasing as it is functional.

SPORT NAUTIQUE

The most recent addition to the Correct Craft line, the Sport Nautique has experienced overwhelming popularity since its inception last year.

Due for the most part to its extreme versatility, the Sport has been the boat of choice for recreational and professional skiers alike. With its nine passenger capacity, it is the perfect boat for outings with family and friends.

SKI NAUTIQUE



White Hull, Teal/Charcoal

While its eye-catching new design and striking interior and exterior graphics make for an attractive package, the incredibly flat wake of the 1990 Ski Nautique combined with its legendary smooth ride is without question the most significant innovation skiers world-wide will appreciate.

The reduced spray at short line lengths, thanks to the SRP's™ (Spray Relief Pockets), is sure to be another popular modification.

Practicality plays an important role in the Ski Nautique's design as is evidenced in the unique removable boarding platform. This feature allows the boat to fit easily within the confines of an average garage.

Other new features include an ingenious gull-wing observer seat which hinges up for total access to the abundant bow storage. It is held upright by a convenient gas spring while you arrange or retrieve equipment.

A single-piece, removable stern seat constructed of rotocast plastic creates a durable, yet light-weight addition.

A smooth ride. Superior handling. Precision tracking. A minimal wake. You can have it all. The 1990 Ski Nautique.




"Gull-Wing" Observer Seat



Bow Storage



Dash Pod



SP Power Package



Removable Boarding Platform



Spray Relief Pockets (SRP's)™

SPECIFICATIONS

Construction-Fiberglass

19'6"-without platform

20'11 1/2"-with platform

Beam-91"

Draft (not under power)-24"

Approx. Dry Wt. w/standard

features-2100 lbs.

Lifting Rings (between centers)-17'9"

Lifting Rings (transom)-24' apart

Fuel Capacity-25 gal.

"I drive a Mercedes 560 SL, wear a Rolex and ski behind a Nautique. If I could only own one of the three, the SL and Rolex would go."

Steve Bemister
Windham, New Hampshire



White Hull, Teal/Charcoal

The SKI NAUTIQUE is an official tow boat for the World Championships, and is the exclusive tow boat of the U.S. Masters Water Ski Championships and for Sea World of Florida, Sea World of Ohio and Sea World of Texas.

SPORT NAUTIQUE



White Hull, Red/Black

The newest addition to the Correct Craft line is the incomparable Sport Nautique. Introduced in 1989, this boat combines the practicality of a bowrider with the maneuverability of a tournament inboard ski boat.

Standard features include a spacious bow seating area. The design of the Sport Nautique allows it to carry up to nine passengers in comfort. Beneath the bow seating is a convenient storage area.

Storage, in fact, is in abundance on the Sport Nautique. In the bow walk-through area are two more storage compartments large enough to hold life jackets and other equipment. An in-floor sky locker provides additional storage as well as easy access to the drain plug.

The Euro-style, integrated boarding platform gives the boat a sleek, futuristic design.

The 1990 Sport Nautique features some modifications. The most obvious advancement is the new overall interior graphics.

Drivers will appreciate the attractive new dash pod. A second speedometer allows serious skiers more accurate runs.

Convenience is the operative term in regard to the Sport Nautique. If you enjoy boating with family members and friends without sacrificing maneuverability, skiability or comfort, you need to be driving a Sport Nautique.



Bow Seating



Console Storage



Dash Pod



Ski Storage/Drain Plug/Tray



Euro-Style Boarding Platform



Glove Box/Drink Holder

SPECIFICATIONS

Construction-Fiberglass

LOA-20'4"

Beam-8'9"

Draft (not under power)-23"

Approx. Dry Wt. w/standard

features-2525 lbs.

Lifting Rings (between centers)-18'6"

Fuel Capacity-25 gal.

"I recently bought a Sport Nautique. My purchase was based on recommendations by friends and co-workers and because of Correct Craft's reputation for producing a quality product. For my wife and me, this is an ideal boat—a great performer with plenty of room for the family."

Andy Moses
Orlando, Florida



White Hull, Red/Black

BAREFOOT NAUTIQUE



White Hull, Teal/Charcoal

Serious barefooters appreciate the skiability and dependability of the Barefoot Nautique. Teachers, judges and observers appreciate its smooth ride.

Definitely a boat with a purpose, the Barefoot Nautique was created with the barefooter in mind. Its deep-vee hull entry design creates a perfect table for barefooting.

The Barefoot Nautique's smooth wake is a favorite among slalom competitors. The lack of turbulence in the center of the wake make front and back deepwater starts effortless. And the troughs on the outside of the wakes make trick skiing possible even in rough water.

It's hard to improve perfection, but Correct Craft implemented a few changes you are sure to approve.

The 1990 Barefoot Nautique features the new three-color gel coat applied to all Correct Craft boats.

White-faced gauges make the instrument panel easy to read.

A new ski pylon conforming to industry standards has been implemented.

Top an already accomplished tournament barefoot boat with these exciting innovations and you have the 1990 Barefoot Nautique.



Rotocast Seat Base/Cooler



Stereo



Ski Rack



New Ski Pylon



Dash Pod (New White Instrumentation)



Overall Interior

SPECIFICATIONS

Construction-Fiberglass

LOA-19'

Beam-84"

Draft (not under power)-26"

Approx. Dry WL w/standard

features (W/351)-2300 lbs.

Approx. Dry WL w/standard

features (W/454)-2520 lbs.

Lifting Rings (between centers)-16'7"

Fuel Capacity-27 gal.

"This is my fourth Barefoot and sixth Correct Craft! I tried the competition—there is no comparison. And I put my money where my mouth is. This boat is an eyecatcher."

Randy M. Omalla
Indianapolis, Indiana





White Hull, Yellow-Black
Ski Nautique Tandem with Custom Color

TRAILERS



One of the beauties of owning a Correct Craft is that you can count on Correct Craft quality from the ground up.

The 1990 Correct Craft trailer is a perfect example. Superior function is enhanced as 1990 introduces a new overall look to the ultimate method of transporting your new Correct Craft boat.

Launching and retrieving is made simple thanks to the unique design of the popular Correct Craft trailer.

Standard trailer features include sealed wheel bearings and the best posi-lube system on the market. This helps to protect your bearings against the intrusion of water and dirt.

Correct Craft trailer axles are solid, not hollow. Wheels are enamel coated with baked on powder paint. A stainless steel beauty ring provides a refreshing accent.

The entire trailer is primed and painted with a high gloss acrylic trailer paint for a tough but beautiful finish.

Because surge brakes are standard, Correct Craft also implements a special free-backing plate which facilitates uphill backing.

In addition, every Correct Craft trailer is rated to carry loads in excess of the boat weight for which they were designed.

In 1990, Correct Craft designers have taken the trailer one step further—producing a vehicle that is not only practical, but attractive as well.

Sculptured, carpeted running boards. Silky-smooth fenders. Sleek, stylish lines.

An optional custom paint job will match your trailer to your boat for a striking combination. Be just as proud of your trailer as you are of your boat. The 1990 Correct Craft trailer.

TRAILER

SKI NAUTIQUE

Single Axle	3610	1050
Tandem Axle	4060	1200

SPORT NAUTIQUE

Single Axle	3510	1150
Tandem Axle	3960	1300

BAREFOOT NAUTIQUE

Single Axle	3585	1075
Tandem Axle	4035	1225

MAXIMUM LOAD CARRYING CAPACITY*	TRAILER WEIGHT
--	-------------------

Standard Features on all trailers:

Lights, Dolly Jack, Fenders, Loading Equipment, Safety Chains, Surge Brakes, 2" Trailer Coupler and Pinstriping.

Optional Features on all trailers:

Spare Tire, Custom Paint and Diamond Plates.

*Maximum Load Carrying Capacity is the weight of the boat and all additional equipment (fuel, batteries, gear, etc.), excluding the weight of the trailer.

States have varying laws about trailer tie-downs. Learn what your local and state laws are about trailer tie-downs before ordering your Correct Craft trailer. Tie-downs are equipped on all Correct Craft trailers, however, you are responsible for buying and installing straps.

CAUTION: TRAILER FENDERS ARE SLIPPERY WHEN WE USE EXTREME CARE WHEN STEPPING ON THEM TO PREVENT PERSONAL INJURY.

COLOR OPTIONS

Due to the differences between available printing process inks and the actual materials used in Correct Craft boats, the colors in this brochure are similar representations and not exact reproductions of the final product.

ACCENTS


1. TEAL/CHARCOAL



2. ELECTRIC BLUE/ICE BLUE



3. ICE BLUE/COOL GREY



4. CRANBERRY/CHARCOAL



5. FIRE RED/BLACK



6. YELLOW/BLACK



All boat hulls are available in either white or cool grey.

BASE GEL COATS



1. WHITE
2. COOL GREY

CARPETS



- STANDARD COLOR**
1. CHARCOAL
- OPTIONAL COLORS**
2. AQUA
 3. LIGHT BLUE
 4. DARK BLUE
 5. PLUM
 6. FIRE RED
 7. BLACK

VINYLS



1. DEEP TURQUOISE/
GRAYSTONE
2. BRILLIANT BLUE/
ICE BLUE
3. ICE BLUE/
COOL GREY
4. BRANDYWINE/
GRAYSTONE
5. BRITÉ RED/
MAGIC BLACK
6. SUNNY YELLOW/
MAGIC BLACK

SKI NAUTIQUE

STANDARD EQUIPMENT

ADJUSTABLE DRIVER'S SEAT
BASIC FLOTATION
BILGE VENT SYSTEM WITH BLOWER
BOARDING PLATFORM, REMOVABLE
BOW STORAGE
DELUXE PADDED MOTOR BOX
WITH HIDDEN HINGES
DUAL TOURNAMENT SPEEDOMETERS
ELECTRIC BAILER/AUTO ELECTRONIC SENSING
ELECTRIC HORN
ELECTRICAL SYSTEM 12V WITH CIRCUIT BREAKERS
ENGINE WARNING SYSTEM
FINS (3)
FUEL CHECK VALVE (ANTI-SIPHON)
FUEL FILTER/WATER SEPARATOR
GULL-WING HINGING OBSERVER SEAT
IN-DASH DRINK HOLDERS
LARGE MIRROR
LOCKING GLOVE BOX
MARINE CARPET
NAVIGATIONAL LIGHTING
OIL DRAIN KIT
PCM POWER PLUS 1.23 TO ONE GEAR (351 ONLY)
REMOVABLE FLOOR FLAT
ROTOCAST SEAT FRAMES
RUB RAIL
SINGLE LEVER CONTROL WITH LOCK OUT
SKI POLE
STAINLESS STEEL LIFTING RINGS
STORAGE POUCH
TRANSOM SKI TOW RING
VDO INSTRUMENTATION TO INCLUDE TACH,
CLOCK, WATER TEMPERATURE, VOLTMETER,
OIL PRESSURE, FUEL AND HOURMETER
VERNAV MUFFLER (351 ONLY)
WATER STRAINER

OPTIONAL EQUIPMENT

DELUXE STERN SEAT W/COAMING PADS
DUAL BUCKET SEATS (POR)
FRESH WATER COOLING (POR)
FRESH WATER FLUSH KIT (POR)
HALON FIRE EXTINGUISHING SYSTEM (POR)
MASTER MARK HEATER (POR)
PCM 454 CID ENGINE (DOES NOT INCLUDE SP)
STEREO SYSTEM

CAUTION: USE ONLY CORRECT CRAFT APPROVED PARTS AND ACCESSORIES ON YOUR CORRECT CRAFT BOAT. THESE PARTS AND ACCESSORIES SHOULD BE INSTALLED ONLY BY CORRECT CRAFT OR AN AUTHORIZED CORRECT CRAFT DEALER.

SPORT NAUTIQUE

STANDARD EQUIPMENT

ADJUSTABLE DRIVER'S SEAT
ADJUSTABLE PASSENGER'S SEAT
BASIC FLOTATION
BILGE VENT SYSTEM WITH BLOWER SYSTEM
BUILT-IN BOARDING PLATFORM
BOW STORAGE
DELUXE PADDED MOTOR BOX
WITH HIDDEN HINGES
DUAL SPEEDOMETER
ELECTRIC BAILER/AUTO ELECTRONIC SENSING
ELECTRIC HORN
ELECTRICAL SYSTEM 12V WITH CIRCUIT BREAKERS
ENGINE WARNING SYSTEM
FINS (3)
FUEL CHECK VALVE (ANTI-SIPHON)
FUEL FILTER/WATER SEPARATOR
LIFTING RINGS, SS
LOCKING GLOVE BOX
MARINE CARPET
NAVIGATIONAL LIGHTING
OIL DRAIN KIT
PCM POWER PLUS 1.23 TO ONE GEAR (351 ONLY)
REMOVABLE FLOOR FLAT
ROTOCAST SEAT FRAMES
RUB RAIL
SINGLE LEVER CONTROL WITH LOCK OUT
SKI STORAGE UNDER FLOOR
STORAGE POUCH
TRANSOM SKI TOW
VDO INSTRUMENTATION TO INCLUDE TACH,
CLOCK, WATER TEMPERATURE, VOLTMETER,
OIL PRESSURE, FUEL AND HOURMETER
VERNAV MUFFLER (351 ONLY)
WALK THROUGH COVER
WATER STRAINER

OPTIONAL EQUIPMENT

FRESH WATER COOLING (POR)
FRESH WATER FLUSH KIT (POR)
HALON FIRE EXTINGUISHING SYSTEM (POR)
MASTER MARK HEATER (POR)
SKI POLE (POR)
STEREO

Boats shown rigged for photography. Many options shown not available through Correct Craft. Check local dealers for prices.

Correct Craft, whose policy is one of continuous improvement, reserves the right to discontinue or change specifications, models, equipment or prices at any time without incurring obligations.

BAREFOOT NAUTIQUE

STANDARD EQUIPMENT

ADJUSTABLE DRIVER'S SEAT
BASIC FLOTATION
BATTERY BOX LID WITH TOOL BOX
BILGE VENT SYSTEM WITH BLOWER
BOW STORAGE
DELUXE LOVE SEAT WITH COOLER
DELUXE PADDED MOTOR BOX
WITH HIDDEN HINGES
DUAL ELECTRIC HORNS
DUAL TOURNAMENT SPEEDOMETERS
ELECTRIC BAILER WITH AUTOMATIC
ELECTRONIC SENSING
ELECTRICAL SYSTEM 12V WITH CIRCUIT BREAKERS
ENGINE WARNING SYSTEM
FINS (2)
FUEL CHECK VALVE (ANTI-SIPHON)
FUEL FILTER/WATER SEPARATOR
IN-DASH DRINK HOLDERS
LARGE MIRROR
LOCKING GLOVE BOX
MARINE CARPET
NAVIGATIONAL LIGHTING
OIL DRAIN KIT
PCM 454 CID ENGINE (DOES NOT INCLUDE SP)
REMOVABLE FLOOR FLAT
ROTOCAST SEAT FRAMES
RUB RAIL
SINGLE LEVER CONTROL WITH LOCK OUT
SKI POLE
STAINLESS STEEL LIFTING RINGS
STORAGE POUCH
TRANSOM SKI TOW RING
VDO INSTRUMENTATION TO INCLUDE TACH,
CLOCK, WATER TEMPERATURE, VOLTMETER,
OIL PRESSURE, FUEL AND HOURMETER
WATER STRAINER

OPTIONAL EQUIPMENT

BOARDING PLATFORM
FRESH WATER COOLING (POR)
FRESH WATER FLUSH KIT (POR)
HALON FIRE EXTINGUISHING SYSTEM (POR)
MASTER MARK HEATER (POR)
OFFICIALS' JUMP SEATS (POR)
PCM POWER PLUS 1.23 TO ONE GEAR (351 ONLY)
WITH VERNAV MUFFLER SYSTEM
STERN SEAT W/COAMING PADS
STEREO SYSTEM
TRANSOM MOUNT 3RD SPEEDOMETER (AVAILABLE ONLY WITH STANDARD INTERIOR) (POR)



WARRANTY

Q U A L I T Y G U A R A N T E E D

When you buy a Correct Craft, you are buying 65 years of solid boat building expertise. You get a product made from the most advanced technology and materials available. You get quality, dependability and workmanship that has been a family tradition spanning four generations.

As a Correct Craft buyer, you can rest assured that you are getting the best quality product available. Every boat is lake tested before it leaves the factory. This means your craft has been exposed to actual running conditions—not a makeshift tank.

All Correct Crafts are National Marine Manufacturers Association certified, United States Coast Guard approved and conform to the exacting standards required of these organizations.

You can be confident that your new Nautique is of superior construction, as is evidenced in the **transferable Five Year Limited Warranty*** on the hull and deck structure of every new Correct Craft.

Demand quality. Demand a Correct Craft.

*Consult your Correct Craft Warranty document for exact specifications.



CORRECT CRAFT^{INC.}

on the waters of the world since 1925

6100 South Orange Avenue

Orlando, FL 32809

(407) 855-4141

FAX (407) 851-7844

Cable Address CORRCRAFT

Telex 56-7424 CORRCRAFT

For the name of your nearest

dealer call 1 (800) 346-2092.

AUTHORIZED CORRECT CRAFT DEALER: