




DESIGN



The Ski Nautique represents an on-going effort to advance every phase of the ski boat building art. The 1985 deluxe Ski Nautique interior is an example of Correct Craft's ability to provide high levels of comfort, style and security. All new bucket seats give the driver superior support, minimizing fatigue and aiding concentration. Rear lounge and observers' seats have been skillfully crafted to anatomically correct angles and shapes. The result is an interior package that is as functional as it is attractive.

OPTIONAL EQUIPMENT

- Automatic Switch, Electric
- Bailer • Battery • Battery Safety Switch • Bow Deck Rail, S.S. • Carpet, PCP • Cigarette Lighter • Coaming Pads • Deluxe Interior • Dive Platform, Teak • Dive Platform, Fiberglass • Fire Extinguisher • Fire Extinguishing System, Halon • Fresh Water Cooling • Fresh Water Flush Kit • Horns, Dual Trumpet • Mooring Cover, Canvas • Seat, Stern • Ski Rack (available on standard model only) • Stainless Steel Sheer Rail • Sun Top

The SKI NAUTIQUE is the official towboat of the U.S. Masters, Sea World of Florida, Lake of the Ozarks,

PERFORMANCE




For 24 years, Correct Craft has been building the Ski Nautique with the exacting care of skilled craftsmen. At the same time, Correct Craft has been constantly working to develop the types of new features that have kept the Ski Nautique at the top of its class in performance. A prime example is the new dashboard with its advanced instrumentation and ergonomic system. At a glance the driver can monitor all vital functions. The information is extremely accurate and easily visible as relayed through the high tech VDO instrumentation available in deluxe boats. These precision instruments are the marine version of the deluxe gauges used by Mercedes Benz. Sophisticated design, superb craftsmanship and consistently superior on-water performance have made the Ski Nautique the preferred towboat for the majority of U.S. National Competitors for over 20 years.

SPECIFICATIONS
 Fiber Glass Construction
 Length 18'9"
 Beam 84"
 Draft (not under power) ... 24"
 Approximate Weight 2400 lbs.
 Lifting Rings 16'7" between centers
 Fuel Capacity 30 gal.

STANDARD EQUIPMENT
 Bige Bent System w/ Blower • Bow Storage • Driver's Seat, Adjustable • Electric Bailer • Electric Fuel Gauge • Electrical System 12V w/ Circuit Breakers and Indicator Lights • Fuel Check Valve (anti-siphon) • Fins (3) • Flotation • Grab Rail, S.S. • Love Seat • Horn, Dual • Hourmeter • Hull Drain Plug • Internal Mullions • Lighted Warning System • Marine Carpet • Mirror, Large • Oil Drain Kit • Oil Pressure Gauge • Patch Pocket • Clock • Removable Floor Flats • Rub Rail (rubber and rope) • Sculptured Padded Engine Box w/ Quick Disconnect Hinges • Sea Strainer, Vinyl Plastic • Single Lever Control • Ski Pole • Speedometer, Dual • Tachometer • Voltmeter • Water Temperature Gauge




MANUFACTURING



HULL & DECK COLORS

- A Warm Gray
 - B Dresden Blue
 - C Tally Ivory
 - D Cream Brown
- ## GELCOAT ACCENT COLORS
- E Burgundy
 - F Charcoal
 - G Midwatch Blue
 - H Nomad



LAY-UP

The Ski Nautique meets all Coast Guard and B.I.A. regulations because every boat receives individual attention at the hands of skilled Correct Craft boatmakers. To assure proper curing, all boats stay in the mold for a minimum of three days.

SIDE


In an all-new color layup process, an accent gel color is molded into the hull to provide long lasting color and graphics. The pressure sensitive graphics materials are state-of-the-art, and should you need to replace them, just see your nearest Correct Craft dealer.

ENGINE

The heart of every Ski Nautique is the engine. Correct Craft enjoys a reputation as the leader in direct drive power boating because we have developed the technology that provides the smoothest and most trouble-free boating available.

MATING OF HULL & DECK

Once the boats are pulled



STANDARD CARPET

A Salt and Pepper



INTERIOR BASE COLORS

A Misty Blue

CORRECT CRAFT TRAILERS



Quality craftsmanship and tradition does not stop with the completion of a fine boat. Correct Craft remains one of the few boat manufacturers that own and operate its own trailer manufacturing facility. These rugged trailers are designed and built for our in-board boats. This means you get a custom fit for every Correct Craft model. Proper cradling of your boat eliminates stress and evenly divides the boat's weight over the length of the trailer.

The drive-on, drive-off feature of the trailer allows complete launch and recovery without having to leave the boat. This convenient system requires no winch and ensures proper positioning of the boat on the trailer. These functional features, along with our center balance design will guarantee many years of fun boating and easy trailering.

Correct Craft, whose policy is one of continuous improvement, reserves the right to discontinue or change specifications, models, equipment or prices at any time without incurring obligations.

- IS
- Y JACK
- BERS
- ING EQUIPMENT
- TI CHAINS
- RE TIRE
- BRACKETS
- RAILER COVER
- CKE WHEELS
- W/STAY
- STIRRING
- GRATE
- TO PASS